



SAVAGE SPECIES

Playing Monstrous Characters



David Eckelberry, Rich Redman,
Jennifer Clarke Wilkes



SAVAGE SPECIES

DAVID ECKELBERRY, RICH REDMAN, JENNIFER CLARKE WILKES

ADDITIONAL DESIGN

ERIC CAGLE, JESSE DECKER, JEFF QUICK,
SEAN REYNOLDS, SKIP WILLIAMS

DEVELOPER

RICH REDMAN

EDITORS

JENNIFER CLARKE WILKES, GWENDOLYN
F.M. KESTREL, PENNY WILLIAMS

MANAGING EDITOR

KIM MOHAN

DESIGN MANAGER

ED STARK

MANAGING DEVELOPER

RICHARD BAKER

CATEGORY MANAGER

ANTHONY VALTERRA

DIRECTOR OF RPG R&D

BILL SLAVICSEK

ART DIRECTOR

DAWN MURIN

COVER ART

JEFF EASLEY

INTERIOR ARTISTS

DENNIS CRAMER, BRIAN DESPAIN, EMILY
FIEGENSCHUH, JEREMY JARVIS, JOHN AND
LAURA LAKEY, ALAN POLLACK, VINOD RAMS,
WAYNE REYNOLDS, DAVID ROACH,
SCOTT ROLLER, MARK SASSO,
ARNIE SWEKEL, SAM WOOD

GRAPHIC DESIGNERS

SEAN GLENN, SHERRY FLOYD, DAWN MURIN

GRAPHIC PRODUCTION SPECIALIST

ANGELIKA LOKOTZ

PROJECT MANAGER

MARTIN DURHAM

PRODUCTION MANAGER

CHAS DELONG

VICE PRESIDENT OF PUBLISHING

MARY KIRCHOFF

Playtesters: Paul Barclay, Randy Buchler, Michael Donais, Andrew Finch, Curt Gould, Robert Kelly, Todd Meyer, Jon Pickens, Monica Shellman, Christina Tromba, Michael S. Webster, Penny Williams

Based on the original DUNGEONS & DRAGONS rules created by E. Gary Gygax and Dave Arneson and the new DUNGEONS & DRAGONS game designed by Jonathan Tweet, Monte Cook, Skip Williams, Richard Baker, and Peter Adkison.

This WIZARDS OF THE COAST® game product contains no Open Game Content. No portion of this work may be reproduced in any form without written permission. To learn more about the Open Gaming License and the d20 System® License, please visit www.wizards.com/d20.

Sources: DRAGON® magazine #45, *Forgotten Realms® Campaign Setting*, *Magic of Faerûn*, *Sword and Fist*, *Masters of the Wild*, *Monster Manual*, *Monster Manual II*, *Monsters of Faerûn*, *Oriental Adventures*, and *Reverse Dungeon*.

620-88158 -001-EN

FIRST PRINTING: FEBRUARY 2003

Contents

Introduction4

Chapter 1:

Character Creation Basics5

Terms5

Basics of Monster Characters6

Chapter 2:

Building Monster Characters9

Choosing a Base Creature9

Estimating Level Adjustments10

Monster Character Skill Points and Feats11

Introductory Monsters11

Intermediate Monsters15

Advanced Monsters19

Difficult Monsters22

Monster Character Building Example23

Monster Classes and Level Adjustments25

Chapter 3: Monster Classes25

Entering a Monster Class25

Example Monster Character

Minotaur27

Chapter 4: Feats29

When Monsters Gain Feats29

Monstrous Feats29

Background Feats29

Feat Descriptions30

New Feats30

Finding Monster Equipment41

Chapter 5: Equipment41

Changing Weapon Size42

Three or More Hands42

New Uses for Existing Special Abilities42

Weapons43

Special and Superior Items46

Magic Armor48

Magic Weapons48

Rings54

Staffs54

Wondrous items55

Chapter 6: Spells59

Monsters and School Specialization59

Permanency and Savage Species Spells60

Assassin Spells60

Bard Spells60

Cleric Spells60

Druid Spells61

Paladin Spell61

Ranger Spells61

Sorcerer and Wizard Spells62

Spell Descriptions62

Chapter 7: Prestige Classes73

Designing Monster Prestige Classes73

Emancipated Spawn75

Illithid Savant77

Master of Flies80

Scaled Horror83

Siren84

Slaad Brooder86

Survivor89

Sybil90

Waverider93

Yuan Ti Cultist97

Chapter 8: Campaigns101

Existing Campaigns101

Monsters101

Alignment Interactions102

Evil Characters and Games102

New Campaigns103

With Malice toward None

(Chaotic/Accepting)103

Creature Management

(Lawful/Accepting)103

The People Oppressed

(Lawful/Rejecting)104

World without Rule

(Chaotic/Rejecting)104

Threats and Opportunities104

Chapter 9: Advancing a Monster105

Advancing as a Character105

Standard Classes106

Prestige Classes106

Advancing by Type106

Changing Size106

Advancing by Template107

Advancement and CR107

Advancing as a Character107

Advancing as a Monster107

Advancing by Template107

Testing the New CR107

Advancement and Feats108

Specific Feats108

Chapter 10: Templates111

Adding a Template111

Reading Templates112

New Monster Templates114

Template Characters114

Templates and Level Adjustments114

Feral Creature115

Gelatinous Creature116

Ghost Brute118

Incarinate Construct120

Insectile Creature121

Monstrous Beast122

Multiheaded Creature124

Mummified Creature126

Reptilian Creature128

Spectral Creature129

Symbiotic Creature131

Tauric Creature132

Umbral Creature134

Wight136

Winged Creature137

Wraith138

Yuan Ti140

Multiple Templates142

The Type Pyramid142

Notes on Specific Templates143

Chapter 11: Becoming a Monster145

Effects of Transformation145

Rituals147

Changing Back151

Appendix 1:

Sample Monster Classes152

Air Elemental, Large152

Annis Hag153

Aranea154

Astral Deva (Celestial)155

Athach156

Avoral (Celestial)157

Azer158

Barghest159

Belker160

Centaur161

Djinni (Genie)161

Drider163

Earth Elemental, Large163

Efreeti (Genie)164

Ettercap165

Fire Elemental, Large166

Fire Giant167

Flamebrother (Salamander)168

Flesh Golem169

Frost Giant170

Ghaele (Celestial)171

Ghoul173

Green Hag174

Griffon174

Grig (Sprite)175

Hamatula (Devil)176

Harpy177

Hound Archon (Celestial)178

Imp (Devil)179

Janni (Genie)180

Kyton (Devil)181

Lillend182

Magmin183

Medusa184

Mind Flayer185

Mummy186

Nixie (Sprite)188

Ogre189

Ogre Mage189

Pixie (Sprite)190

Rakshasa191

Satyr192

Sea Hag193

Shadow194

Stone Giant195

Succubus/Incubus (Demon)195

Treant197

Triton199

Troll199

Trumpet Archon (Celestial)200

Umber Hulk201

Vrock (Demon)202

Water Elemental, Large204

Appendix 2: Compiled Tables205

Reading the Tables205

Appendix 3: New Creatures214

Anthropomorphic Animals214

New Race217

Half Ogres217

New Monsters218

Desmodu218

Loxo221

Thri Kreen222

Index223

Introduction

Savage Specks, a comprehensive guide to monster characters, helps you use monsters as either player characters (PCs) or nonplayer characters (NPCs) to serve as interesting allies and opponents for the player characters in your campaign.

You need the *Player's Handbook*, the *DUNGEON MASTER's Guide*, and the *Monster Manual* to use this book. The monster classes and templates in *Savage Species* are designed to be compliant with the revised version of the *Monster Manual* (see the sidebar on this page for more information), but this book is still compatible with the original *Monster Manual* as well.

WHAT'S INSIDE?

This book contains many different kinds of information. Here is a breakdown of its contents.

- **Chapter 1:** Character Creation. Use the instructions in this chapter to make character sheets for monster characters. It gives you the procedure for taking a creature from the *Monster Manual* and adding class levels to it. This is only one of the ways to create a monster character, other methods are discussed in chapters that follow.
- **Chapter 2:** Monster Characters. This chapter explains how to build monster characters, using the concepts of level adjustment and effective character level (ECL) to ensure that monster characters are compatible in power with standard characters.
- **Chapter 3:** Monster Classes. This chapter gives some options for altering standard monsters other than adding character classes or using the monster advancement rules in the introduction of the *Monster Manual*. One example, the minotaur monster class, appears here; others are provided in Appendix 1.
- **Chapter 4:** Feats. If you want some new feats for your monsters, whether they are characters or not, check out this chapter.
- **Chapter 5:** Equipment. From aboleth mucus to a whip of webs, this chapter covers monster equipment and suggestions for adding it to your campaign.
- **Chapter 6:** Spells. Designed for use on monsters or by monster spellcasters but usable by anyone, the spells in this chapter have something to offer for every spellcasting class.
- **Chapter 7:** Prestige Classes. This chapter presents new prestige classes designed specifically for monster characters, such as the scaled horror and the waverider.
- **Chapter 8:** Campaigns. Whether you are adding monster characters to an existing campaign or exploring campaigns from the monsters' point of view, read this chapter for ideas.
- **Chapter 9:** Advancing a Monster. This chapter provides rules and advice for DMs who want to make advanced versions of monsters.
- **Chapter 10:** Templates. This chapter delves into the details of how (and why) to add a template to a monster and also presents new templates, such as the ghost brute and the multiheaded creature.
- **Chapter 11:** Becoming a Monster. This chapter covers the fine art of transforming standard player characters into monster characters.
- **Appendix 1:** Sample Monster Classes. These examples use the rules from Chapter 3: Monster Classes.
- **Appendix 2:** Compiled Tables. This appendix collects the basic information needed to build monster characters for all the appropriate monsters in the *Monster Manual*, including Hit Dice, level adjustment, starting ECL, ability scores, good saves, base attack bonus, saving throw bonuses, natural armor bonus, skill points, and number of feats.
- **Appendix 3:** New Monsters. Here's where you'll find rules for creating anthropomorphic animals; the half-ogre described as a new race; and three new creatures: the desmodu, the loxo, and the thri-kreen.

MONSTERS AS CHARACTERS

Savage Species is all about treating monsters as characters. In keeping with that approach, this book features several changes to the rules concerning monsters. The changes summarized below are also reflected in the D&D game's revised core rule books, particularly the revised *Monster Manual*.

Skills: A monster receives skill points based on its Intelligence score and its Hit Dice, just as characters do. See Table 2 1 for details. The Wilderness Lore skill is now named Survival. The Alchemy skill is now named Craft (alchemy).

Feats: Every monster receives at least one feat and gains additional feats at the same rate a character does—one more at 3 HD, another at 6 HD, and so forth.

Types and Subtypes: The beast type is removed from the game. All beasts have their type changed to either magical beast or animal, as appropriate. (The gray render and the griffon are the only creatures in this book affected by this change; both are now magical beasts.)

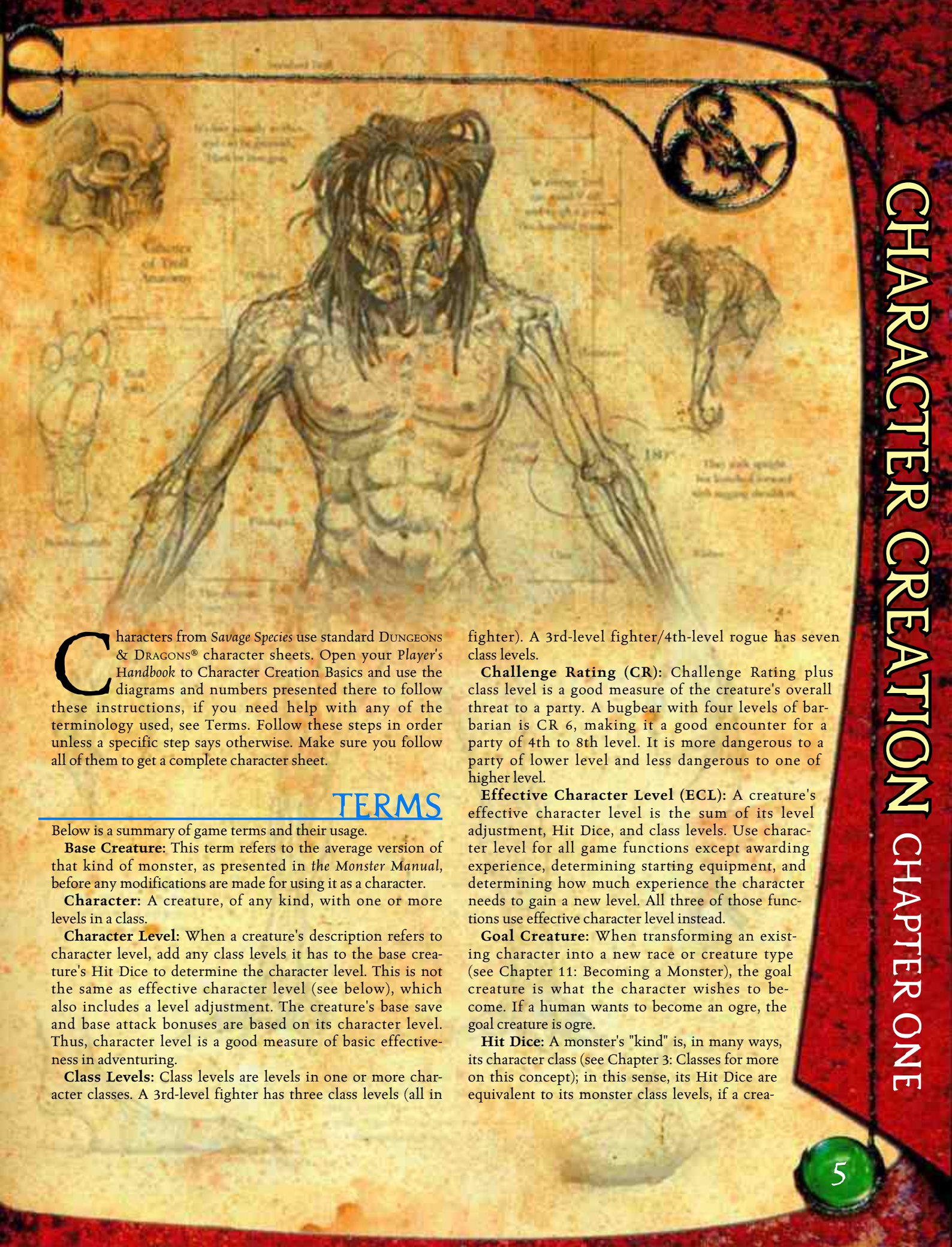
Shapechanger is changed from a type to a subtype. Creatures

that had the shapechanger type now have a different type, and they also have the shapechanger subtype. The aranea becomes a magical beast, the doppelganger becomes a monstrous humanoid, the phasm becomes an aberration, and lycanthropes (not mentioned in this book) become either humanoids or giants.

The effect of the fire and cold subtypes is changed. See the fire elemental monster class in Appendix 1 for details.

Face/Reach: The space a creature or character occupies is always expressed as a square; thus, only one figure rather than two is given for a creature's face statistic: "10 ft.," for instance, rather than "10 ft. by 10 ft." Rectangular face statistics such as "5 ft. by 10 ft." have been eliminated; Large creatures now have a face of 10 ft., Huge creatures have a face of 15 ft., Gargantuan creatures have a face of 20 ft., and Colossal creatures have a face of 30 ft. (or perhaps more). See Table 10 3 for details.

The natural reach of Gargantuan (long) creatures is changed from 10 ft. to 15 ft. (The baleen whale and the cachalot whale are the only creatures in this book affected by this change.)



Characters from *Savage Species* use standard DUNGEONS & DRAGONS® character sheets. Open your *Player's Handbook* to Character Creation Basics and use the diagrams and numbers presented there to follow these instructions, if you need help with any of the terminology used, see Terms. Follow these steps in order unless a specific step says otherwise. Make sure you follow all of them to get a complete character sheet.

TERMS

Below is a summary of game terms and their usage.

Base Creature: This term refers to the average version of that kind of monster, as presented in *the Monster Manual*, before any modifications are made for using it as a character.

Character: A creature, of any kind, with one or more levels in a class.

Character Level: When a creature's description refers to character level, add any class levels it has to the base creature's Hit Dice to determine the character level. This is not the same as effective character level (see below), which also includes a level adjustment. The creature's base save and base attack bonuses are based on its character level. Thus, character level is a good measure of basic effectiveness in adventuring.

Class Levels: Class levels are levels in one or more character classes. A 3rd-level fighter has three class levels (all in

fighter). A 3rd-level fighter/4th-level rogue has seven class levels.

Challenge Rating (CR): Challenge Rating plus class level is a good measure of the creature's overall threat to a party. A bugbear with four levels of barbarian is CR 6, making it a good encounter for a party of 4th to 8th level. It is more dangerous to a party of lower level and less dangerous to one of higher level.

Effective Character Level (ECL): A creature's effective character level is the sum of its level adjustment, Hit Dice, and class levels. Use character level for all game functions except awarding experience, determining starting equipment, and determining how much experience the character needs to gain a new level. All three of those functions use effective character level instead.

Goal Creature: When transforming an existing character into a new race or creature type (see Chapter 11: Becoming a Monster), the goal creature is what the character wishes to become. If a human wants to become an ogre, the goal creature is ogre.

Hit Dice: A monster's "kind" is, in many ways, its character class (see Chapter 3: Classes for more on this concept); in this sense, its Hit Dice are equivalent to its monster class levels, if a crea-

ture has 1 Hit Die or a fractional Hit Die, the first Hit Die it gains in an actual character class replaces its racial Hit Die or portion thereof, and the character functions as any other member of its class.

Kind: Each entry in the *Monster Manual* describes a kind of monster. "Bulette" and "bugbear" are both kinds of monsters.

Level Adjustment: Some monster kinds are far more powerful than other creatures that have the same Hit Dice. Such an extra-powerful monster is assigned a level adjustment—a number that, when added to its Hit Dice and class levels, determines the level of character to which it would be equivalent as a PC. A level adjustment provides a numeric comparison with the seven standard races from the *Player's Handbook*, showing how much "better" that kind of monster is than one of the standard races. Level adjustment takes into account a monster's special abilities, so it does not adequately reflect the character's effectiveness in adventuring the way base save and base attack bonuses do. Instead, it lets the DM know how much more challenging an encounter must be than a character's character level, in order to provide an adequate challenge.

Monster Character: A character created using some kind of creature other than the seven standard races from the *Player's Handbook* is called a monster character.

Standard Races: The standard races are those given in the *Player's Handbook* as options for creating player characters: dwarf, elf, gnome, halfling, half-elf, half-orc, and human.

Starting ECL: A monster's starting ECL is defined as:

Base creature's Hit Dice + level adjustment.

A monster character's starting ECL should be equal to or less than the party's average character level. In the latter case, add class levels to the monster character until its ECL equals the party's average character level.

BASICS OF MONSTER CHARACTERS

This section gives an outline of the process for building a monster character, beginning with a creature from the *Monster Manual* and adding class levels to it. You can build

a monster character using just this outline and Appendix 2: Compiled Tables when you are comfortable with the rules in *Savage Species*. Until then, use the information in Chapter 2: Building Monster Characters as well.

On the blank character sheet shown here, steps 1 through 12 are keyed to the places on the sheet where the information for that step is recorded.

STEP 0. CHECK WITH YOUR DM

If you do not already have permission to play a monster character, ask your Dungeon Master if such characters are allowed in the campaign. Because monster characters are so varied, the DM may choose to allow only those created from certain kinds of monsters.

1. CHOOSE BASE CREATURE

The instructions in the *Player's Handbook* apply equally here, with one exception. The DM helps you select a creature from the level adjustment lists provided in Appendix 2: Compiled Tables. Your DM knows what complexity of monster (see Chapter 2: Building Monster Characters) he or she is willing to allow in the game. Pick a monster with a starting ECL equal to or less than the average character level of the rest of the party. (In step 3, you will add class levels until the ECL equals the party's average character level.) Be aware that creatures with ability scores below 3 may be unplayable. In particular, any creature with an Intelligence below 3 is not a playable character, since 3 is the minimum Intelligence score for a player character according to the *Player's Handbook*. See the Awakened Characters sidebar in Chapter 2: Building Monster Characters for guidelines on playing awakened animals and plants. Put the name of your base creature in the space for "Race" on your character sheet.

2. ABILITY SCORES

The three methods for determining monster ability scores are described below. Use one of them to generate a set of six numbers, and make a note of these numbers on a piece of scratch paper.

A. Use the Base Creature's Scores: You can copy the ability scores of the base creature from the *Monster Manual* if you wish. This technique sounds simple, but it has one major drawback. Each of a monster's ability scores, as given in the *Monster Manual*, is 10 or 11, adjusted by racial modi-

CHALLENGE RATING VERSUS EFFECTIVE CHARACTER LEVEL

Challenge Rating and effective character level measure two different things. CR measures the threat level of a monster, and ECL measures its relative effectiveness compared to a character of one of the standard races, as given in the *Player's Handbook*. The factors that go into making a good challenge and a good character are so different that CR is no help in the latter case. A monster is only "on the scene" for a very short while, usually just a few rounds. A player character, on the other hand, is present for almost every scene of the adventure. For example, it makes little difference to a monster's CR if a

spell like ability is usable at will or once per day. It probably won't live long enough for the frequency of use to make a difference. But the distinction makes a huge difference to a PC, who could potentially use the ability in every encounter. Further, if a powerful creature (such as a bator) has access to a plethora of spell like abilities, that fact doesn't affect its CR too heavily, because it only gets to use three or four of them in a given encounter. Again, however, that kind of flexibility matters a lot to a PC.

As illustrated by these examples, CR and ECL measure two different things, so both are necessary. Never assume that CR and ECL are equivalent, or even related.

fiers. You can do better than that.

B. Use Elite Ability Scores: Take the ability scores for a particular kind of monster directly from the *Monster Manual* and apply the following modifiers as you see fit: +4, +4, +2, +2, +0, 2.

C. Randomly Generate Ability Scores from Scratch: This method follows the instructions in the *Player's Handbook* for generating ability scores. Do not roll an ability score if the base creature's score as given in the *Monster Manual* is less than 6; simply use the score given there instead. Do not worry about applying racial modifiers until Step 4.

3. CHOOSE A CLASS

Add class levels to the starting ECL until your character's total ECL equals the desired character level.

4. ASSIGN AND ADJUST ABILITY SCORES

If you used method 2A or 2B above, your character's ability scores are already assigned and adjusted. Compare the total of the creature's Hit Dice plus class levels to Table 2 5: Experience and Level-Dependent Benefits. If you added enough class levels to gain one or more ability score increases, assign them now, then go on to step 5.

If you used method 2C, assign the ability scores you rolled now. You also need to determine the ability score adjustments for your monster kind.

First, determine the ability score modifiers for that monster's kind from the base creature's statistics. You can derive ability score modifiers for any kind of creature by subtracting either 10 or 11 (whichever gives an even result) from each ability score in its *Monster Manual* entry. For example, a doppelganger has the following ability scores Str 12, Dex 13, Con 12, Int 13, Wis 14, Cha 13. Subtracting 10 from the even numbers and 11 from the odd numbers leaves racial modifiers of +2 Strength, +2 Dexterity, +2 Constitution, +2 Intelligence, +4 Wisdom, and +2 Charisma.

Finally, just as with methods 2A and 2B, compare the total of the creature's Hit Dice plus class levels to Table 2 5: Experience and Level-Dependent Benefits. If you added enough class levels to gain one or more ability score increases, assign them now.

5. REVIEW THE STARTING PACKAGE

If you want to deal with equipment now, skip to step 10. Otherwise, go on to step 6.

CHARACTER NAME **PLAYER**

CLASS **RACE** **ALIGNMENT** **DEITY**

LEVEL **AGE** **GENDER** **HEIGHT** **WEIGHT** **EYES** **HAIR**

ABILITY SCORES (STR, DEX, CON, INT, WIS, CHA) with **MODIFIERS**

HP **AC** **INITIATIVE** **BASE ATTACK**

SAVING THROWS (FORTITUDE, REFLEX, WILL)

MELEE **RANGED**

WEAPON **ARMOR/PROTECTIVE ITEM** **SHIELD/PROTECTIVE ITEM**

SKILLS (SKILL NAME, RANK, MODIFIERS)

CHARACTER ILLUSTRATION

6. RECORD RACIAL AND CLASS FEATURES

In addition to the special abilities of your monster kind, you have class features from the class or classes you added to the monster. Record all the special abilities and class features now, using the appropriate spaces on the back side of the character sheet.

If you are building a spellcaster, remember that ECL has no effect on caster level. Only class levels change caster level.

7. SELECT SKILLS

Adding a class level to a monster is a lot like multiclassing. The monster does not get four times the normal skill points for its first class level unless it had 1 or fewer monster Hit Dice. Otherwise, its monster kind counts as its first class. The maximum rank for a class skill is character level + 4 (level adjustment is not part of this calculation). The maximum rank for a cross-class skill is half the maximum rank

CAMPAIGN		SPELLS	
EXPERIENCE POINTS		SPELL SAVE <input type="checkbox"/>	NUMBER OF SPELLS KNOWN (HANDS & CONCENTRATIONS ONLY) 0: _____ 1st: _____ 2nd: _____ 3rd: _____ 4th: _____ 5th: _____ 6th: _____ 7th: _____ 8th: _____ 9th: _____
GEAR		SPELL SAVE DC <input type="checkbox"/> 0 <input type="checkbox"/> 9 <input type="checkbox"/> 1ST <input type="checkbox"/> <input type="checkbox"/> 2ND <input type="checkbox"/> <input type="checkbox"/> 3RD <input type="checkbox"/> <input type="checkbox"/> 4TH <input type="checkbox"/> <input type="checkbox"/> 5TH <input type="checkbox"/> <input type="checkbox"/> 6TH <input type="checkbox"/> <input type="checkbox"/> 7TH <input type="checkbox"/> <input type="checkbox"/> 8TH <input type="checkbox"/> <input type="checkbox"/> 9TH <input type="checkbox"/>	<div style="text-align: center; border: 1px solid black; border-radius: 50%; width: 40px; margin: 0 auto; margin-bottom: 10px;">6</div> SPELLS <div style="display: flex; justify-content: space-between;"> <div style="width: 48%;"></div> <div style="width: 4%;"></div> <div style="width: 48%;"></div> </div>
<div style="text-align: center; border: 1px solid black; border-radius: 50%; width: 40px; margin: 0 auto; margin-bottom: 10px;">10</div>		LANGUAGES	
<div style="text-align: center; border: 1px solid black; border-radius: 50%; width: 40px; margin: 0 auto; margin-bottom: 10px;">6</div>		<div style="text-align: center; border: 1px solid black; border-radius: 50%; width: 40px; margin: 0 auto; margin-bottom: 10px;">6</div> <div style="text-align: center; border: 1px solid black; border-radius: 50%; width: 40px; margin: 0 auto; margin-bottom: 10px;">8</div>	
MONEY		SPECIAL ABILITIES/FEATS	
<div style="text-align: center; border: 1px solid black; border-radius: 50%; width: 40px; margin: 0 auto; margin-bottom: 10px;">10</div>		<div style="text-align: center; border: 1px solid black; border-radius: 50%; width: 40px; margin: 0 auto; margin-bottom: 10px;">11</div>	
NOTES			
<div style="text-align: center; border: 1px solid black; border-radius: 50%; width: 40px; margin: 0 auto; margin-bottom: 10px;">11</div>			

©2002 Wizards of the Coast, Inc. All rights reserved. Made in the U.S.A. Permission granted to photocopy for personal use only.

9. REVIEW DESCRIPTION

Use the base creature entry in the *Monster Manual* and Chapter 6: Description of the *Player's Handbook* to complete the alignment, deity, age, height, weight, eyes, hair, and gender blanks of the character sheet. If you do not want to use the base creature's alignment, see Alignment in Chapter 8: Campaigns. Your monster kind may list starting languages. If so, record those and any additional languages gained because of a high Intelligence bonus or skills. If your monster kind has no starting languages, assume your character speaks Common.

10. SELECT EQUIPMENT

Compare the character's ECL with Table 2-24: Starting Equipment for PCs above 1st Level in the *DUNGEON MASTER's Guide* to find the starting wealth for your character. Purchase equipment now. Try to strike a balance between standard adventuring gear and magic items, or you may wind up with magic armor and weapons but no bedroll. Keep a little cash and record it on your character sheet so you can buy meals, assuming that the local tavern serves monsters!

11. RECORD COMBAT AND SKILL NUMBERS

See Appendix 2: Compiled Tables for your base creature's base attack bonus and base saving throw bonuses, then add the appropriate bonuses for your character's class levels. Figure out saving throws, Armor Class, initiative modifier, melee attack bonus, ranged attack bonus, weapon statistics, and total skill

for a class skill. See Appendix 2: Compiled Tables or the appropriate table in Chapter 2: Building Monster Characters for the method of determining the base creature's skill points.

8. SELECT FEATS

As with ability scores and skills, you may choose to keep the feats of the base creature if you wish. The character always retains any racial bonus feats. If you wish to exchange any of the creature's other feats for different ones, choose the same number as the base creature has, excluding bonus feats (see Appendix 2: Compiled Tables for the number of feats available to the base creature). When adding class levels, compare the total of the creature's Hit Dice plus class levels to Table 2-5: Experience and Level-Dependent Benefits. If you added enough class levels to gain one or more additional feats, select them now.

bonuses based on the character's monster kind, classes, ability modifiers, feats, and equipment. You may keep the hit points of your base creature or roll them from scratch, if you roll them from scratch, remember to take the maximum possible die result from the first Hit Die, just as you would for one of the standard races. In either case, roll Hit Dice gained from class levels and add them to the hit points from the monster kind. Multiply the character's Constitution modifier by the total of its Hit Dice and class levels and add or subtract the result appropriately.

12. DETAILS GALORE

Add any additional details you wish.

FINISHED

At this point, you should have a completed character sheet. You are ready for your first adventure with a monster character.



This chapter focuses on the details of building monster characters.

The *Player's Handbook* recommends, in the Character Creation Basics section at the front of the book, to choose class and race after rolling ability scores. However, it's certainly possible to choose a character's class and race first, then roll and assign ability scores. Either method is fine for creating monster characters.

The rules in this chapter assume that you build characters first and then assign class levels. If you want to build a character and have it change races after it has some class levels under its belt, see Chapter 11: Becoming a Monster.

This chapter focuses on monsters from the *Monster Manual*, but the rules and guidelines presented here apply to monsters from any source.

CHOOSING A BASE CREATURE

The monsters discussed in this chapter are grouped by complexity, ranging from introductory (least complex) through novice (moderately complex) to advanced (most complex). A complete list of monsters from the *Monster Manual* that are recommended for use as player characters appears in Appendix 2: Compiled Tables.

The following general rules apply to building any monster character.

- The base creature must have an Intelligence score of 3 or higher. A creature with an Intelligence score lower than 3 cannot have levels in any class. (The *awaken* spell can be used to give an animal or plant an Intelligence score of 3 or higher. Also, an animal with the celestial or fiendish template gains an Intelligence score of 3.)
- Consider carefully before using a base creature with any other ability score lower than 3.
- The base creature must have a speed. A creature that can't move, such as a shrieker, can't be used as a base creature. (The *awaken* spell can be used to give a plant the ability to move; see the spell description in the *Player's Handbook*.)
- The base creature should be able to communicate verbally with fellow party members. A creature that is not capable of speaking can't easily be used as a base creature.
- Consider carefully before choosing a kind of monster that usually or always has an alignment opposed to that of one or more party members.
- Discuss your choice with your DM and fellow players before making a final decision. The size, alignment, and abilities of your base creature will influence which adventures your party undertakes and your fellow

players should have a say in that. Likewise, your base creature may ignore threats and challenges the other characters fear, or may fear things the other characters ignore. Your DM may have to alter adventures to consider your character's kind, and he or she may choose to rule against certain kinds of creature because of that.

ESTIMATING LEVEL ADJUSTMENTS

Players should never try to determine level adjustment on their own. The DM should assign level adjustments to monster characters, carefully considering what belongs in his or her game and the impact of monster special abilities. A level adjustment should usually be equal to or less than the base creature's Hit Dice. Setting a level adjustment greater than the base creature's Hit Dice is a way to discourage players from choosing that kind of monster for a character.

AS LEVELS RISE, ABILITIES FADE

Certain abilities decrease in usefulness as character level increases. When estimating level adjustments, take into account the

number of Hit Dice the base creature already has and consider whether a particular feature still has value at that level of play. For instance, a natural armor bonus is a fixed number; that is, it does not change with level. At lower character levels, a natural armor bonus is very helpful, but as character levels increase, the availability of spells, magic items and increasing base attack bonuses make it less important. Similar abilities include (but are not limited to) the following.

Energy Resistance: If the character is facing creatures that routinely do more damage in a

single attack than its energy resistance can negate, that feature is no longer as useful as it once was.

Fast Healing and Regeneration: When opponents can do more than 50 points of damage in a single attack, a character risks death from massive damage. (Adjust this damage figure of 50 points by +10 points for each size category larger than Medium-size, or 10 points for each size category smaller than Medium-size), if the base creature is subject to death from massive damage, fast healing and regeneration do not help unless the character has a Fortitude saving throw bonus high enough to virtually guarantee a successful save.

Spell Resistance: If character level determines spell resistance (as with drow), this feature remains valuable throughout a character's career. If the base creature's kind determines its spell resistance, and class levels have no further effect, then its value fades as the character's level goes up.

STANDARD RACES AND LEVEL ADJUSTMENTS

The seven standard races in the *Player's Handbook* have no level adjustments. Some of their subtypes also have no level adjustments. In Table 2-2: Introductory Monster Races, a starting ECL of 1 assumes a creature with 1 Hit Die, as presented in the *Monster Manual*.

PHYSIOLOGY AND CHARACTERS

All seven of the standard races (human, dwarf, elf, gnome, half elf, half orc, and halfling) share certain physical characteristics. Average, healthy members of these races have two eyes positioned to give binocular vision, two ears to allow binaural hearing, a mouth capable of forming words understandable and replicable by the other races, bilateral symmetry (two arms and two legs), and an opposable thumb on each hand. Any creature that lacks one of these features (such as a grimlock, because it has no eyes) presents challenges for both players and DMs. Any race that lacks more than one of these features (such as an awakened animal, a naga, or an arrowhawk) presents serious challenges for players and DMs.

The challenges include the following issues. Characters without opposable thumbs can must cup objects in their fingers to

pick them up. They can push and pull objects, but they cannot manipulate them. For instance, an *awakened deinonychus* can, with some effort, pick up a stick off the ground, but it has no way to wield that stick effectively as a club.

A character without arms takes a -8 penalty on all Climb checks, unless it has some racial bonus on Climb checks (a climb speed always provides a +8 racial bonus on Climb checks).

A character without a mouth cannot speak and cannot cast spells with verbal components.

Characters without eyes cannot see, meaning they cannot perceive light and darkness, color, or (in most cases) individual facial features. They cannot read, so they cannot use books (including spellbooks) or scrolls.



LEVEL ADJUSTMENTS AND PAST PRODUCTS

Many products provide ECLs for monsters instead of level adjustments. The conversion is simple. The ECL given in the product is the starting ECL for that monster. To find its level adjustment, simply subtract the monster's Hit Dice. The starting ECL for a 1 HD creature takes into account its single Hit Die, so subtract that to find its level adjustment.

LEVEL ADJUSTMENTS AND YOUR GAME

Savage Species contains the best possible estimates for level adjustments, assuming a generic game or campaign. In your specific game, you may need to tinker with the level adjustments given here. For instance, in a campaign set among floating cities, a fly speed becomes an important feature. In a maritime campaign, whether on or under the water's surface, a swim speed becomes more important.

MONSTER CHARACTER SKILL POINTS AND FEATS

Because monsters are characters too, the base creature of a monster character gains skill points and feats in much the same way a standard-race character does.

Starting skill points for a monster character are based on its Intelligence modifier and Hit Dice, as shown in Table 2-1: Monster Character Starting Skill Points.

TABLE 2-1: MONSTER CHARACTER STARTING SKILL POINTS

Type	
A aberration	$(2 + \text{Int mod}) \times (\text{HD} + 3)$
Animal	$(2 + \text{Int mod}) \times (\text{HD} + 3)$
Construct	$(2 + \text{Int mod}) \times (\text{HD} + 3)$
Dragon	$(6 + \text{Int mod}) \times (\text{HD} + 3)$
Elemental	$(2 + \text{Int mod}) \times (\text{HD} + 3)$
Fey	$(6 + \text{Int mod}) \times (\text{HD} + 3)$
Giant	$(2 + \text{Int mod}) \times (\text{HD} + 3)$
Humanoid	$(2 + \text{Int mod}) \times (\text{HD} + 3)$
Magical beast	$(2 + \text{Int mod}) \times (\text{HD} + 3)$
Monstrous humanoid	$(2 + \text{Int mod}) \times (\text{HD} + 3)$
Outsider	$(2 + \text{Int mod}) \times (\text{HD} + 3)$
Plant	$(2 + \text{Int mod}) \times (\text{HD} + 3)$
Undead	$(2 + \text{Int mod}) \times (\text{HD} + 3)$

Regardless of its Intelligence modifier, any creature starts with at least 4 skill points and receives at least 1 skill point per Hit Die thereafter.

Feats: Every monster character starts with one feat. The character gains another feat when it reaches 3 Hit Dice, and one additional feat for each additional 3 HD of the base creature. It gains additional feats for class levels by adding the levels to the base creature's Hit Dice and checking the total against Table 2-5: Experience and Level-Dependent Benefits (later in this chapter).

INTRODUCTORY MONSTERS

The monster kinds that are considered introductory include the seven standard races from the *Player's Handbook*. Generally speaking, such monsters have few special abilities. Their level adjustments stem from racial ability modifiers that are not balanced like those of the standard races, from natural armor bonuses, and from other features that are more powerful than those of the standard races. Most of the monsters you or your players will want to use as characters are likely to be in this section.

Introductory monsters are the ones best suited for copying directly from the *Monster Manual* and adding class levels (see the Quick and Dirty sidebar, below). If the base creature has 1 Hit Die, the monster character's first Hit Die comes from a character class, replacing its racial Hit Die, and the character functions as any other member of its class.

LEVEL ADJUSTMENT FACTORS

Below are the factors used in estimating level adjustments for monsters in this section and a discussion of each. Each of the subsequent sections gives any additional factors used in estimating level adjustments for the monsters it contains.

Unbalanced Ability Scores: Table 2-7: Ability Score Equivalencies in the *DUNGEON MASTER'S Guide* shows how to balance ability scores. A monster that does not follow those rules gains at least a +1 level adjustment. A higher level adjustment is appropriate if the monster's ability score bonuses (especially Strength or Constitution modifiers) are particularly high. Not having a Constitution score is actually a benefit, since a monster without one can ignore most effects that require Fortitude saves.

Size: A Large creature gets no level adjustment for size. Its level adjustment is based on its reach instead.

A Small creature gets a -1 level adjustment. It is somewhat harder to hit than a Medium-size one, but it moves more slowly and must use smaller weapons. A Small creature also typically has a lower Strength score than a Medium-size creature.

Natural Armor Bonus: A natural armor bonus is worth at least a +1 level adjustment, plus an additional +1 for every 5 points of natural armor bonus beyond the first 5.

Speed: A monster's speed can affect level adjustment in a variety of ways, depending on the kind of movement involved.

Swim: A monster with a swim speed generally does not gain a level adjustment. However, if you are running a pirate campaign, or any other campaign where characters spend much of their time on or under the water, assign a monster with a swim speed a +1 level adjustment.

Fly: A monster with a fly speed gets a +1 level adjustment if its maneuverability is worse than good, or a +2 level adjustment if its maneuverability is good or better.

Climb and Burrow: A climb or burrow speed is generally worth a +1 level adjustment.

Natural Weapons: If a monster gains multiple attacks in a single round before a fighter of equal Hit Dice would do the same, or if the monster's natural weapons deal more

TABLE 2–2: INTRODUCTORY MONSTER RACES

Monster	Type	Hit Dice	Level Adjustment	Starting ECL	Skill Points of Base Creature ¹
Bugbear	Humanoid	3	+1	4	$(2 + \text{Int mod}) \times 6$
Centaur	Monstrous humanoid	4	+2	6	$(2 + \text{Int mod}) \times 7$
Elf					
Aquatic	Humanoid	1	+0	1	As class
Drow	Humanoid	1	+2	3	As class
Gray	Humanoid	1	+0	1	As class
High	Humanoid	1	+0	1	As class
Wild	Humanoid	1	+0	1	As class
Wood	Humanoid	1	+0	1	As class
Gnoll	Humanoid	2	+1	3	$(2 + \text{Int mod}) \times 5$
Goblin	Humanoid	1	+0	1	As class
Grimlock	Monstrous humanoid	2	+2	4	$(2 + \text{Int mod}) \times 5$
Hobgoblin	Humanoid	1	+1	2	As class
Kobold	Humanoid	1/2	+0	1	As class
Kuo toa	Monstrous humanoid	2	+2	4	$(2 + \text{Int mod}) \times 5$
Lizardfolk	Humanoid	2	+1	3	$(2 + \text{Int mod}) \times 5$
Locathah	Humanoid	2	+1	3	$(2 + \text{Int mod}) \times 5$
Merfolk	Humanoid	1	+1	2	As class
Minotaur	Monstrous humanoid	6	+2	8	$(2 + \text{Int mod}) \times 9$
Ogre	Giant	4	+2	6	$(2 + \text{Int mod}) \times 7$
Morrow	Giant	4	+2	6	$(2 + \text{Int mod}) \times 7$
Orc	Humanoid	1	+0	1	As class
Planetouched					
Aasimar	Outsider	1	+1	2	As class
Tiefling	Outsider	1	+1	2	As class
Sahuagin	Humanoid	2	+2	4	$(2 + \text{Int mod}) \times 5$
Sahuagin (4 arms)	Humanoid	2	+3	5	$(2 + \text{Int mod}) \times 5$
Skum	Aberration	2	+3	5	$(2 + \text{Int mod}) \times 5$
Troglodyte	Humanoid	2	+2	4	$(2 + \text{Int mod}) \times 5$

¹ As your character advances in level, it gains skill points from class levels normally.

damage than a simple or martial weapon it could wield in one hand, the monster gains a +1 level adjustment.

Reach: Beyond 5 feet, every additional 5 feet of reach is worth an additional +1 level adjustment. A monster with a 10-foot reach gets a +1 level adjustment, and a monster with a 15-foot reach gets a +2 level adjustment.

Skills and Feats: A base creature with three or more racial bonuses on skill checks gets a +1 level adjustment.

Likewise, two or more bonus feats because of race gain the creature a +1 level adjustment.

Special Attacks and Special Qualities: The trickiest areas of level adjustment, these features require careful thought. A long list of features does not automatically grant a large level adjustment, since monsters can generally use only one special attack per round. A single feature is not always worth a level adjustment, since characters of the

QUICK AND DIRTY

You might want to copy a monster out of the *Monster Manual*, give it appropriate class levels, and start playing. We do not recommend that method, but you can do it. In some cases, such as with fey characters, you can get more skill points that way. The ability scores are already generated and assigned. Skill points are already spent and feats are already chosen. All you really have to do is add class levels and buy equipment.

The chief drawback with this method is that all monsters have ability scores of 10 or 11, adjusted for racial modifiers. While that makes an acceptable character according to Chapter 1: Abilities of the *Player's Handbook*, such a character is not very exciting. It is very easy to roll better than that. If you are playing in a campaign focused on your base creature, such as one in lands primarily inhabited by orcs, your character will be like most of the NPCs you encounter. You may also wish to choose different skills and feats, since monsters as opponents are designed to be viable for an encounter or two, and your

character should last longer than that.

If you do choose to copy a monster out of the *Monster Manual*, fill out a character sheet as explained in Chapter 1: Character Creation Basics. Determine the total of the creature's Hit Dice plus class levels and refer to Table 2-5: Experience and Level Dependent Benefits. If you added enough class levels to gain one or more ability score increases, assign them now. Buy skills for your class levels. Do not multiply the base skill points by 4 for your first class level, because your monster character is not a 1st level character if you kept its monster Hit Dice. If you added enough class levels to gain one or more feats, select them now. Then add the base attack bonus and base saving throw bonuses for the class levels to those of the base creature. Roll your hit points for your class levels and add the result to your hit point total. Figure out your Armor Class, initiative modifier, weapon statistics, and total skill bonuses based on your character's monster kind, class, ability modifiers, feats, and equipment. You are ready to play.

standard races can often achieve the same result through their class features, magic items, or spells. In general, a special attack or special quality that a character of a standard race cannot duplicate is worth a +1 level adjustment. Below are several specific examples to illustrate how to assign level adjustments to creatures in the introductory category.

Ability Score Damage: This special attack is worth a +1 level adjustment unless the affected ability score is Constitution, in which case the level adjustment rises to +2.

Blindsight: This special quality is worth a +1 level adjustment.

Poison: This special attack is worth a +1 level adjustment unless the affected ability score is Constitution, in which case the level adjustment rises to +2.

Scent: This special quality is worth a +1 level adjustment.

Spell-Like Abilities: Since characters of the standard races generally have access to spells, spell-like abilities are worth a level adjustment only when those abilities exceed what a spellcasting character of a level equal to the creature's CR could do. If the creature can use any spell-like ability at will, it gains a +1 level adjustment.

Spellcasting Ability: Since characters of the standard races can generally duplicate this ability, it is worth a level adjustment only when the monster's spellcasting ability exceeds what a character of a level equal to the creature's CR could do. If the creature can cast spells at a caster level higher than its Hit Dice, it gains a +1 level adjustment.

Spell Resistance: This special quality is worth a +1 level adjustment, regardless of the amount.

Resistance to Energy: This special ability is worth a level adjustment of +1/2 per energy type (rounded up). Therefore, electricity resistance 10 by itself is worth a +1 level adjustment; but electricity resistance 10, fire resistance 10, and sonic resistance 10 together are worth a +2 level adjustment. Each resistance greater than 20 is worth an additional +1 level adjustment, so electricity resistance 10, fire resistance 20, and sonic resistance 10 together are worth a +3 level adjustment.

that benefits most from those scores. Then ask yourself: Would you rather play a monster character at that ECL, or a standard character of that level? If you would obviously rather play the monster character, then your level adjustment is too low. If you would obviously rather play the standard character, then your level adjustment is too high.

Level Adjustment Examples

As an example of this process, let's review the level adjustment determination for an ogre (a 4 HD creature) from the *Monster Manual*. The table below gives the level adjustments for each of its applicable abilities.

Ability	Level Adjustment
Natural armor	+1
10 foot reach	+1
Unbalanced ability score adjustments (+10 Str, 2 Dex, +4 Con, 4 Int, 4 Cha)	+1

An ogre's starting ECL calculates as 7 (4 HD +3 level adjustment) using the system above. His highest ability score is Strength. Would you rather play an ogre with a level of fighter (ECL 8), or an 8th-level fighter? To play the ogre, you give up the fighter's three (larger) Hit Dice, three bonus feats, and two ability score increases to gain +10 Strength, 10-foot reach, and natural armor. The fighter seems clearly better. If you substitute barbarian for fighter, the ogre seems clearly inferior, since the barbarian has 8d12 (plus Constitution modifier) for Hit Dice and can rage three times per day, and the ogre only has 4d8 + 1d12 (plus Constitution modifier) for Hit Dice and can rage only once per day. If you lower the ogre's level adjustment to +2, and compare a 7th-level fighter to an ECL 7 ogre fighter, the choice is no longer clearly in favor of either one. Thus, the level adjustment becomes +2 for the ogre.

Let's review the process again, this time for a kuo-toa (a 2 HD monster). This creature's level adjustment factors are detailed in the table below.

THE ACID TEST

Test your level adjustments. To do so, look at the monster's highest ability scores. Assign it one level of the class

1 HIT DIE CREATURES

A creature with a single Hit Die, like all standard race characters, gives up that Hit Die when it gains its first class level. This makes such a creature somewhat different from other monster characters. In general, it is most advantageous for a 1 Hit Die creature with a +0 level adjustment to abandon its monster Hit Die and take class levels. While this chapter has detailed rules for each step of character creation, this sidebar collects the important information for dealing with 1 Hit Die creatures.

When building a monster character from a 1 Hit Die creature, determine its ability scores and the racial modifiers to those scores normally. Upon taking a level in a class, the creature gains that class's base save bonuses and base attack bonus and loses the base save bonuses and base attack bonus it had as a monster. The new monster character gains skill

points only from class levels, losing any that it had as a result of its monster Hit Die, but any racial bonuses on skill checks that the base creature was entitled to are retained. Multiply the skill points for the character's first class level by 4, just as you would for any standard race character. A 1 Hit Die creature may choose one feat, just like any other 1st level character, and it also gains any additional feats granted by its class level. It retains any racial bonus feats of the base creature.

On the other hand, you may wish to keep that one monster Hit Die. If you do so, the character gets the skill points shown on Table 2-1 or Table 2-5 (and in Appendix 2: Compiled Tables) regardless of its Intelligence score. But in that case, you do not multiply the skill points gained from the character's first class level by 4, because it is not a 1st level character. The character gets the same number of feats as the base creature.

Ability	Level Adjustment
Natural armor bonus	+1
Swim speed	+1 or +0, depending on campaign)
Special attack (lightning bolt)	+0
Bonus feat (Weapon Proficiency [pincer staff])	+0
Special qualities (adhesive, amphibious, immunities, keen sight, slippery)	+0
Electricity resistance 30	+2
Unbalanced ability score adjustments (+2 Str, +2 Con, +2 Int, +2 Wis, 2 Cha)	+1

The lightning bolt special attack is not worth a level adjustment in this case, since it can be used only by multiple kuo-toa clerics. Adding those factors would raise the Encounter Level to a point where characters of the standard races would also have access to the ability as a spell.

It's not easy to make a judgment about the value of the items grouped under special qualities in the above table, however. If you go the lowest route and assign a +0 level adjustment for the whole group, as has been done in the table, the kuo-toa's minimum level adjustment is +4, making its starting ECL 6. Its highest ability score is Wisdom, so compare the kuo-toa to a cleric or druid. Clearly, a 7th-level cleric or druid with 4th-level spells is superior to an ECL 7 kuo-toa cleric with 1st-level spells. Should the level adjustment be +3, then? A 6th-level cleric or druid has considerably more Hit Dice, and therefore more hit points, than an ECL 6 kuo-toa cleric, plus class abilities, so the standard-race character is still superior. Thus, despite all it has going for it, the kuo-toa's level adjustment must be +2.

If a player makes a choice for a monster character that the DM considers suboptimal, such as choosing to play an ettin wizard rather than an ettin barbarian, the DM may lower the level adjustment by 1 to represent the monster's reduced effectiveness.

ABILITY SCORES

Every nonhuman race in the DUNGEONS & DRAGONS game has ability score modifiers. For example, a dwarf gets a +2 racial bonus to Constitution and a -2 racial penalty to Charisma. These are applied to the die rolls you make for ability scores to determine the final value of each score.

The same principle applies to monster characters. When you randomly generate ability scores from scratch, you must determine the ability score modifiers for your base creature and apply them to your rolls. The ability score modifiers for the monsters in this chapter can be found in Appendix 2: Compiled Tables.

Do not roll for any ability score the base creature has that is less than 6; just use the base creature's score without applying any further racial modifiers to it. Be aware that creatures with ability scores below 3 may be unplayable, and any creature with an Intelligence score below 3 cannot be a PC, since 3 is the minimum Intelligence score for a player character.

For a monster not mentioned in this book, subtract either 10 or 11 (whichever leaves an even number) from each ability score in its *Monster Manual* entry to determine the

number you add to your ability score roll. For example, a behir has the following ability scores: Str 26, Dex 13, Con 21, Int 7, Wis 14, Cha 12. Subtracting 10 from the even numbers and 11 from the odd numbers gives the following racial ability score modifiers: +16 Strength, +2 Dexterity, +10 Constitution, 4 Intelligence, +4 Wisdom, and +2 Charisma.

ELITE ABILITY SCORES

Alternatively, you may generate character ability scores by taking the base creature's ability scores and applying the following modifiers to them as you see fit, one per ability score: +4, +4, +2, +2, +0, 2.

For example, consider the orc. The table below shows the base ability scores for an orc and demonstrates how a player or DM could modify them using the elite ability modifiers to make a usable character with any of five character classes from the *Player's Handbook*.

TABLE 2-3: ELITE ORC EXAMPLES

Orc	Str	Dex	Con	Int	Wis	Cha
Base	15	10	11	9	8	8
Cleric	13	12	11	11	12	12
Fighter	19	12	15	11	8	6
Rogue	13	14	11	13	10	10
Sorcerer	13	10	13	13	10	12
Wizard	13	14	13	13	8	10

Applying the modifiers to best advantage for each class shows that orcs are clearly best suited as fighters. Barbarian would also seem to be a wise class choice, for the same reasons that the fighter is.

MONSTER FEATURES

A monster character keeps some of the base creature's features and loses others. The table below lists what the character retains from the base creature.

TABLE 2-4: RETAINED AND LOST MONSTER QUALITIES

Keep	Lose	Change
Hit Dice	Feats ¹	Initiative
Natural armor	Skills ²	Speed
Base attack bonus	Treasure	Base save bonuses
Size	Organization	Alignment
Type	Challenge Rating	
Natural weapons		
Face/Reach		
Special attacks		
Special qualities		
Size		

¹ Monster characters retain any racial bonus feats, such as a marilith's Multidexterity feat.

² Monster characters retain any racial bonuses to skills and treat the base creature's skills as class skills.

As shown on the table, a monster character keeps more than it loses. It loses its monster feats and skills because you are building a specific character, not the base creature, so you have the opportunity to make new choices if you wish. While you may choose the same feats and spend skill points the same way, you do not have to do so.

Character level or class level never changes a creature's size or its monster features unless the base creature's

description specifies that the feature is based on class level or character level. Class level in a spellcasting class does change the caster level for any special ability that has a caster level. Add class level to the base creature's Hit Dice to get the new caster level.

Initiative changes if the monster's Dexterity changes or if it gains or loses a feat such as Improved Initiative. A monster's speed usually changes because it wears heavier or lighter armor. The creature's land speed does not change, and the monster does not lose any types of movement. Base save bonuses change if ability scores or related feats change. Alignment may change as covered in Chapter 8: Campaigns.

SKILL POINTS AND FEATS

Refer to Monster Character Skill Points and Feats, earlier in this chapter, for rules about how many skill points and feats a monster character receives. Table 2 1: Monster Character Starting Skill Points gives the number of skill points available to each monster type.

Using those rules. Tables 2 2, 2 6, 2 7, and 2 8 provide the number of skill points available for each base creature kind covered in this book. Additional skill points granted by class level follow the rules in the *Player's Handbook*.

A monster character starts with one feat, plus one additional feat if it has at least 3 Hit Dice, plus an additional feat for each additional 3 HD it has. It gains additional feats for class levels by adding the levels to the base creature's Hit Dice and checking the total against Table 2 5: Experience and Level-Dependent Benefits.

LEVEL-DEPENDENT BENEFITS

At this point in building your monster character, treat the base creature's Hit Dice as its character level and find that value on Table 2 5: Experience and Level-Dependent Benefits, below. This table shows any ability score increases or additional feats that will result from adding class levels to your monster's Hit Dice.

TABLE 2-5: EXPERIENCE AND LEVEL-DEPENDENT BENEFITS

Hit Dice or Character Level	XP	Class Skill Max Ranks	Cross-Class Skill Max Ranks	Feats	Ability Increases
1	0	4	2	feat	
2	1,000	5	2 1/2		
3	3,000	6	3	feat	
4	6,000	7	3 1/2		increase
5	10,000	8	4		
6	15,000	9	4 1/2	feat	
7	21,000	10	5		
8	28,000	11	5 1/2		increase
9	36,000	12	6	feat	
10	45,000	13	6 1/2		
11	55,000	14	7		
12	66,000	15	7 1/2	feat	increase
13	78,000	16	8		
14	91,000	17	8 1/2		
15	105,000	18	9	feat	
16	120,000	19	9 1/2		increase
17	136,000	20	10		
18	153,000	21	10 1/2	feat	
19	171,000	22	11		
20	190,000	23	11 1/2		increase

BASE ATTACK AND BASE SAVES

The base attack bonuses and base saving throw bonuses for monsters found in this chapter appear in Appendix 2: Compiled Tables. Use the Creature Advancement by Type section in the introduction of the *Monster Manual* to calculate the base attack bonus and base saving throw bonuses for your character if you are using a base creature not found in this chapter.

Appendix 2: Compiled Tables shows the good saving throw bonuses for monsters that appear in this chapter, as well as their base saving throw bonuses. The Creature Advancement by Type section of the *Monster Manual* details the good saving throws by creature type; refer to this section if you are using a base creature not found in this chapter. A humanoid gets one good save, but which one that is varies. For humanoids and similar creatures, subtract the appropriate ability modifiers and modifiers from feats from the base creature's save bonuses. The highest remaining number is the good save. In the case of a gnoll, for example, the good save is Fortitude, which gives a result of +3, after subtracting the Constitution bonus.

STARTING EQUIPMENT

A monster character gets the starting equipment for a character of its ECL (see Table 2 24: Starting Equipment for PCs above 1st Level in the *DUNGEON MASTER'S Guide*). It does not, however, have the treasure noted in its *Monster Manual* entry.

LAST DETAILS

A monster character is an individual. It never has additional base creatures with it unless it has taken the Leadership feat and gained cohorts or followers (see Leadership in Chapter 2 of the *DUNGEON MASTER'S Guide* and also the Monster Cohorts and the Leadership Feat sidebar in Chapter 4 of this book). A monster NPC has a Challenge Rating equal to the base creature's Challenge Rating plus the character's class level.

INTERMEDIATE MONSTERS

Intermediate monsters have a few more complications than those presented in the Introductory Monsters section. Not only do intermediate monsters have more factors in their level adjustment ratings, but some also have level adjustments greater than their Hit Dice a fact that makes them particularly challenging to play. See Table 2 6 for a list of intermediate monsters covered in this book and Table 2 7 for templates that are also at the intermediate level of complexity.

This section builds on the rules presented in the previous section, rather than replacing them.

DETERMINING LEVEL ADJUSTMENT

Monsters in this section may have the following additional features, with the corresponding level adjustments.

Size: Tiny and smaller monsters trade being harder to hit for lower Strength scores and the need to enter another character's space to engage in melee combat. Such a creature gets

TABLE 2–6: INTERMEDIATE MONSTER RACES

Monster	Type	Hit Dice	Level Adjustment	Starting ECL	Skill Points for Base Creature
Azer	Outsider	2	+4	6	$(8 + \text{Int mod}) \times 5$
Etтин	Giant	10	+5	15	$(2 + \text{Int mod}) \times 13$
Gargoyle	Magical beast	4	+5	9	$(2 + \text{Int mod}) \times 7$
Giant					
Hill giant	Giant	12	+4	16	$(2 + \text{Int mod}) \times 15$
Hag					
Sea hag	Monstrous humanoid	3	+5	8	$(2 + \text{Int mod}) \times 6$
Lamia	Magical beast	9	+4	13	$(2 + \text{Int mod}) \times 12$
Medusa	Monstrous humanoid	6	+4	10	$(2 + \text{Int mod}) \times 9$
Mephit					
Air	Outsider	3	+3	6	$(8 + \text{Int mod}) \times 6$
Dust	Outsider	3	+3	6	$(8 + \text{Int mod}) \times 6$
Earth	Outsider	3	+3	6	$(8 + \text{Int mod}) \times 6$
Fire	Outsider	3	+3	6	$(8 + \text{Int mod}) \times 6$
Ice	Outsider	3	+3	6	$(8 + \text{Int mod}) \times 6$
Magma	Outsider	3	+3	6	$(8 + \text{Int mod}) \times 6$
Ooze	Outsider	3	+3	6	$(8 + \text{Int mod}) \times 6$
Salt	Outsider	3	+3	6	$(8 + \text{Int mod}) \times 6$
Steam	Outsider	3	+3	6	$(8 + \text{Int mod}) \times 6$
Water	Outsider	3	+3	6	$(8 + \text{Int mod}) \times 6$
Ogre mage	Giant	5	+7	12	$(2 + \text{Int mod}) \times 8$
Salamander					
Flamebrother	Outsider	3	+4	7	$(8 + \text{Int mod}) \times 6$
Satyr	Fey	5	+2	7	$(6 + \text{Int mod}) \times 8$
Slaad					
Blue	Outsider	8	+6	14	$(8 + \text{Int mod}) \times 11$
Gray	Outsider	10	+6	16	$(8 + \text{Int mod}) \times 13$
Green	Outsider	9	+7	16	$(8 + \text{Int mod}) \times 12$
Red	Outsider	7	+6	13	$(8 + \text{Int mod}) \times 10$
Sprite					
Grig	Fey	1/2	+3	4	As class
Nixie	Fey	1	+3	4	As class
Pixie	Fey	1	+4	5	As class
Triton	Outsider	3	+2	5	$(8 + \text{Int mod}) \times 6$
Troll	Giant	6	+5	11	$(2 + \text{Int mod}) \times 9$
Scrag	Giant	6	+5	11	$(2 + \text{Int mod}) \times 9$

the same 1 level adjustment as a Small creature does.

Breath Weapon: A breath weapon is worth a +1 level adjustment, at minimum. The greater the blast area and the

higher the damage potential, the higher the level adjustment. See the Breath Weapons and Level Adjustments sidebar for more information.

BREATH WEAPONS AND LEVEL ADJUSTMENTS

Any breath weapon is worth a +1 level adjustment. Beyond that, three factors combine to determine how a breath weapon further affects level adjustment.

The first factor is the average damage dealt by the breath weapon. In general, you can compare breath weapons with spells that damage more than one target. If the breath weapon deals more damage than a spell with a similar effect that is available to casters of the monster character's ECL (calculated using the minimum +1 level adjustment for the breath weapon), it should increase the level adjustment until the breath weapon damage is comparable with that of an appropriate spell. If the breath weapon deals less damage than a comparable spell, it should not modify level adjustment unless it deals sonic damage or ability damage (see the next paragraph).

For example, an air mephit has a breath weapon that deals 1d8 points of damage. The mephit's ECL is 6 (assuming the minimum +1 level adjustment for its breath weapon). A 6th

level wizard could cast a *fireball* spell and deal 6d6 points of damage. Obviously, the mephit's breath weapon is not more powerful than the *fireball*, so its level adjustment for the breath weapon is correctly set at +1.

The second factor is damage type. Generally speaking, sonic damage is worth a +1 level adjustment because so few creatures have resistance to it. A breath weapon that deals ability damage should increase the level adjustment by +1 (or +2 if the ability damaged is Constitution), but only if you have not already increased the level adjustment for the ability damage itself.

Finally, the larger the area that a breath weapon affects, the higher its level adjustment should be. Again, comparing the extent of the breath weapon's effect to the area of a similar spell will help you determine whether a larger than normal level adjustment is called for. In general, whenever the area of the breath weapon is twice the size of the area of the comparable spell, add +1 to the level adjustment.

TABLE 2–7: INTERMEDIATE MONSTER TEMPLATES

Template	Type	Hit Dice	Level Adjustment	Starting ECL	Skill Points for Base Creature
Celestial ¹	Same	As base creature	+2	Varies	As base creature
Fiendish ¹	Same	As base creature	+2	Varies	As base creature
Half celestial ²	Outsider	As base creature	+4	Varies	(8 + Int modifier) × HD
Half dragon ²	Dragon	As base creature	+2	Varies	(6 + Int modifier) × HD
<i>Color of dragon parent (additional level adjustment):</i>					
Black			+1	Varies	
Blue			+1	Varies	
Green			+1	Varies	
Red			+1	Varies	
White			+1	Varies	
Brass			+1	Varies	
Bronze			+1	Varies	
Copper			+1	Varies	
Gold			+1	Varies	
Silver			+1	Varies	
Half fiend	Outsider ²	As base creature	+4	Varies	(8 + Int modifier)/HD

¹ Animals with this template become magical beasts; otherwise type does not change.

² This template changes the base creature's type to the type indicated.

Constrict: This ability is worth a +1 level adjustment, +2 if it does more damage than standard weapons.

Damage Reduction: This ability is worth at least a +1 level adjustment. Damage reduction that is effective against weapons with a magical property other than an enhancement bonus is worth a +2 level adjustment.

Fast Healing: Fast healing allows characters to heal without expending spells, potions, or charges of magic items. If the monster heals 3 or fewer hit points per round, fast healing is worth a +1 level adjustment. For every additional 3 hit points (or fraction thereof) healed, add +1 to the level adjustment, so that a creature with fast healing 10 has a level adjustment of +4 from that ability;

Fear: This ability is worth a +1 level adjustment.

Frightful Presence: This ability is worth a +1 level adjustment.

Gaze: This ability is worth a +1 level adjustment.

Regeneration: This special quality is worth a +2 level adjustment. Characters with regeneration are, for the most part, unkillable. They recover from any amount of damage (except damage of the type to which they are specifically vulnerable), given enough time.

SPECIAL NOTES

Special considerations apply when using some of the base creatures on Table 2 5 to build monster characters. Refer to the appropriate paragraph below for more information.

Templates

Table 2 6 gives level adjustments for templated creatures according to the Hit Dice of the base creature. The base creature's Hit Dice, before adding any class levels, determine what abilities the monster character gets from the template. See below for more information.

Celestial and Half-Celestial: A DM may rule that a character who ceases to be of good alignment loses any supernatural or spell-like abilities granted by its template.

Fiendish and Half-Fiend: A DM may rule that a character who ceases to be of evil alignment loses any supernatural or spell-like abilities granted by its template.

Half-Dragons: A half-dragon's level adjustment is derived from the base creature's size, then modified for the dragon parent's type. Determine the base creature, the level adjustment modifier for the template from the base creature's Hit Dice, and the level adjustment modifier for the dragon parent's color. The total is the level adjustment for the half-dragon monster character.

Mephits and Summoning

Any mephit has a chance to summon other mephits. However, any summoned mephit vanishes before it can summon another mephit (the duration of the summoning is less than 1 hour, and a summoned mephit cannot use its own summon ability for 1 hour after arrival).

TEMPLATES AND CLASSES

In most cases, templates have no effect on character classes. The exceptions are the undead templates. Once a creature becomes an undead, all its Hit Dice become d12s. Any dice gained afterward from class levels are also d12s, regardless of class.

Adding Templates to Classed Monsters: If a template changes the Hit Die type, this change affects all previous Hit Dice, including those for class. Skill points are unaffected unless the template specifically indicates otherwise.

If the template changes skill points, as the half celestial template does, the change applies to skill points gained from monster Hit Dice and not to skill points gained from classes.

Adding Classes to Templated Monsters: With the exception of undead, as noted above, follow the rules for adding classes to monsters presented elsewhere in this chapter.

Templated Characters

When building a monster character using a template, apply the template to the base creature and then derive the starting ECL. If the base creature has 1 Hit Die (like any of the standard races) or a fractional Hit Die, apply the template to the creature as if it had 1 class level. Class level does not affect the Hit Die total when determining the powers granted by a template. In other words, a celestial elf Ftr 1 has the same template powers as a celestial elf Ftr 5.

There is one exception to the above rule. When a template grants spell-like abilities that have a caster level, the total of the character's Hit Dice plus class level is the caster level.

Some templates change the Hit Die type. For instance, the base creature Hit Dice of a half-dragon become d12s. See the Templates and Classes sidebar for the interactions between templates and classes. For a monster with 1 Hit Die, this change is likely meaningless, since you will probably exchange its racial Hit Die for a class Hit Die.

Some templates change the number of skill points available to the base creature. Use the base creature's standard Intelligence score (from the *Monster Manual*), not your character's Intelligence score, to calculate the new skill points available.

For more information about templates, see Chapter 10: Templates.

Spellcasting and Monsters

Some monsters have spell-like abilities, which always have caster levels assigned to them. A few creatures, such as driders, act as spellcasters with levels equal to their Hit Dice. If you add caster levels to such a monster, they stack in some ways and not in others.

Familiars, special mounts, and other special companion creatures gain abilities according to the master's level in the appropriate class or classes. Character level, ECL, and total caster level are irrelevant for familiars and special mounts for the sake of special abilities gained by either the master or the companion. However, companion creatures that use the master's base attack bonus or base save bonuses use the values accumulated from all the master's levels (including all class levels and monster Hit Dice).

Monsters that gain cleric levels gain access to domain spells according to their cleric level.

To determine caster level, spells known, and spells per day for a monster with a spellcasting class, add its class level to any monster caster level it has. For example, a young gold dragon casts spells as a 1st-level sorcerer, and it casts 1st-level cleric spells and spells from the Law, Luck, and Good domains as arcane spells. Since the dragon casts as a 1st-level sorcerer, he can only have 0-level and 1st-level spells in his repertoire. If he takes levels of sorcerer, he adds those levels to his monster caster level to determine spells known and spells per day. He gets bonus spells for Charisma, as a sorcerer would. His familiar benefits only from the levels of sorcerer in terms of abilities gained, though the familiar's effective Hit Dice, hit points, base attack bonus, and base save bonuses are all derived from the dragon's character level.

A drider is a 6th-level cleric, sorcerer, or wizard. A drider character that has chosen to be a 6th-level cleric subse-

quently adds additional levels of cleric to those first 6 levels to determine spells known and spells per day. It gets bonus spells for its Wisdom and gains domain spells for all its cleric levels, including those it gained for being a drider in the first place.

A nixie has two spell-like abilities at two different caster levels (*water breathing* as a 6th-level sorcerer and *charm person* as a 4th-level sorcerer). If a nixie character takes levels of sorcerer, those levels have no effect on its spell-like abilities, nor do the spell-like abilities have any effect on the character's spells known, spells per day, or familiar.

ACID TEST: INTERMEDIATE MONSTERS

Let's give the acid test to a few monsters from the intermediate list.

As an example of this process, let's review the level adjustment determination for a troll (a 6 HD creature) from the *Monster Manual*. The table below gives the level adjustments for each of its applicable abilities.

Ability	Level Adjustment
Natural armor bonus	+1
Three natural attacks	+1
10 foot reach	+1
Rend	+1
Scent	+1
Regeneration	+2
Unbalanced ability score adjustments (+12 Str, +4 Dex, +6 Con, 4 Int, 2 Wis, 4 Cha)	+1 (or+2)

The troll's three natural attacks grant it a +1 level adjustment because it can make one more attack than a fighter of equal Hit Dice could. None of these attacks deal exceptional damage, however. The troll's rend special attack is worth a +1 level adjustment because it deals as much damage as a greatsword. The creature's unbalanced ability scores are worth at least a +1 level adjustment, perhaps even a +2, since it gets +12 Strength. It seems reasonable for a troll's level adjustment to be +7, making its starting ECL 13. But if we add a level of fighter or barbarian to the troll and compare it with a 14th-level standard-race fighter or barbarian, the standard-race character is clearly superior in base attack bonus, skills, feats, and class abilities. To adjust, look at the troll's abilities. By this level of play, a +7 natural armor bonus and the scent ability are not as valuable as they were at earlier levels. Discounting those gives a +5 level adjustment. While some might feel that a 12th-level standard-race fighter or barbarian is still better than a troll with one level of fighter or barbarian (ECL 12), regeneration makes such a character too tough to reduce further.

As a second example, consider a nixie character.

Ability	Level Adjustment
Swim speed	+1 (or +0, depending on campaign)
Water breathing	+1 (or +0, depending on campaign)
Charm person	+1
Spell resistance	+1
Unbalanced ability score adjustments (4 Str, +6 Dex, +2 Int, +2 Wis, +8 Cha)	+1

A nixie starts play with a swim speed (+1, or +0 in some campaigns), *water breathing*, *charm person*, spell resistance, and unbalanced ability scores. While *water breathing* may occasionally be useful, it is not automatically worth a bonus for the same reasons that a swim speed is not automatically worth a bonus. In this case, since the campaign contemplated does not take place largely underwater, both of these abilities earn a +0 level adjustment. A nixie uses its spell-like abilities at levels higher than its Hit Dice, but those caster levels do not change with added class levels, so the *charm person* ability is rated at +1 for level adjustment. A nixie's spell resistance is a fixed number (that is, it does not improve with class levels), and it earns a +1 level adjustment. Adding to these a +1 level adjustment for unbalanced ability scores gives a total level adjustment of +3. A starting ECL of 4 seems right, since nixies use *charm person*, their most generally useful ability, as 4th-level sorcerers. In this case, spell resistance, two spell-like abilities, and above-average ability scores compensate reasonably well for the character's low hit points.

The most complex creature among the intermediate monsters is the half-dragon. The easiest way to estimate the level adjustment for such a character is to apply the template to a standard race. For example, a character that is a half-ore and half-dragon gets +10 Strength and +2 Constitution, so it clearly has unbalanced ability scores. In addition, it has low-light vision and darkvision, is immune to *sleep* and paralysis, gains an additional immunity based on the dragon's color, and gains a +4 natural armor bonus. Its monster Hit Die is 1d12, and since that's the first Hit Die, the character automatically gets 12 + Constitution modifier for hit points from it. A half-gold dragon character gets a fire breath weapon (30-foot cone of fire, 6d8 points of fire damage). Such a character's level adjustment is +3. While few people want to play an ECL 5 character with only 2 Hit Dice, that breath weapon averages 27 points of damage, compared with an 8th-level wizard's *fireball* (8d6), which averages 28 points of damage.

ADVANCED MONSTERS

Advanced monsters have more complications than intermediate monsters do. Like the intermediate monsters, advanced monsters might have level adjustments greater than their Hit Dice, and they are difficult to play. See Table 2-8 for a list of advanced monsters covered in this book and Table 2-9 for templates that are also at the advanced level of complexity.

As before, this section builds on the rules presented previously, rather than replacing them.

MAXIMUM LEVELS

Some monsters in this section have very high level adjustments. Monster characters should start play with room for at least five levels of advancement, so it is recommended that a monster character's starting ECL be no higher than 15 (though some with higher starting ECLs are included for illustration

DETERMINING LEVEL ADJUSTMENT

Monsters in this section may have these additional features, with the corresponding level adjustments.

Nonabilities: Some creature types have nonabilities, as explained in the introduction of the *Monster Manual*. Such creatures are playable character types, provided that they still meet the requirements outlined in Choosing a Base Creature at the start of this chapter. The character's ability score for a nonability is not 0; your character simply lacks it altogether. For instance, a vampire player character has no Constitution score, which gives it a +0 Constitution modifier (see Nonabilities in the introduction of the *Monster Manual*). Thus, such a character depends solely on die rolls for hit points. A check with any Constitution-based skill, such as Concentration, uses the character's Charisma modifier or its +0 Constitution modifier, whichever is higher. Fortitude saves are usually unnecessary for a creature without a Constitution score, so feats such as Great Fortitude are no longer useful. However, a character who already has such a feat prior to becoming an undead (or otherwise gaining a nonability) cannot exchange it for a different one.

Type and Subtype: The construct, elemental, or plant type is automatically worth a +1 level adjustment. The undead type is usually worth a +2 level adjustment. A creature with the incorporeal subtype gets an additional +2 level adjustment.

Energy Drain: This special attack is worth a +2 level adjustment.

Improved Grab: This special attack is worth a +1 level adjustment.

Psionics: The ability to use psionics is worth a +2 level adjustment.

Ray: An attack that functions as a ray is worth a +1 level adjustment.

Sonic Attack: This special attack is worth a +2 level adjustment.

Swallow Whole: This special attack is worth a +2 level adjustment.

Trample: This special attack is worth a +2 level adjustment.

Turn Resistance: Turn resistance of +5 or lower is worth no level adjustment; turn resistance of +6 or higher is worth a +1 level adjustment.

Wish: The ability to grant wishes (as the *wish* spell) is worth a +3 level adjustment. DMs should strongly consider forbidding monsters with this ability as characters. Alternatively, a DM may choose to strip such a monster of that power (and the corresponding +3 level adjustment) before allowing it in the game as a PC.

purposes). As a member of a 15th level party, a character can still adventure for five levels before needing alternative rules such as those in the *Epic Level Handbook*. If you want to adventure longer with your character, then pick a base creature that gives you a lower ECL. DMs do not have that concern when making NPCs, so they may make characters of any level.

TABLE 2–8: ADVANCED MONSTER RACES

Monster	Type	Hit Dice	Level Adjustment	Starting ECL	Skill Points for Base Creature
Aranea	Magical beast	3	+4	7	(2 + Int mod) × 6
Athach	Aberration	14	+5	19	(2 + Int mod) × 17
Barghest					
Barghest	Outsider	6	+6	12	(8 + Int mod) × 9
Greater barghest	Outsider	9	+7	16	(8 + Int mod) × 12
Belker	Elemental	7	+5	12	(2 + Int mod) × 10
Celestial					
Hound archon	Outsider	6	+5	11	(8 + Int mod) × 9
Avoral (guardinal)	Outsider	7	+7	14	(8 + Int mod) × 10
Ghaele (eladrin)	Outsider	10	+10	20	(8 + Int mod) × 13
Trumpet archon	Outsider	12	+8	20	(8 + Int mod) × 15
Astral deva	Outsider	12	+8	20	(8 + Int mod) × 15
Demon					
Dretch	Outsider	2	+3	5	(8 + Int mod) × 5
Quasit	Outsider	3	+5	8	(8 + Int mod) × 6
Succubus	Outsider	6	+6	12	(8 + Int mod) × 9
Vrock	Outsider	8	+8	16	(8 + Int mod) × 11
Devil					
Imp	Outsider	3	+4	7	(8 + Int mod) × 6
Osyluth	Outsider	5	+7	12	(8 + Int mod) × 8
Kyton	Outsider	8	+6	14	(8 + Int mod) × 11
Barbazu	Outsider	6	+6	12	(8 + Int mod) × 9
Erinyes	Outsider	6	+7	13	(8 + Int mod) × 9
Hamatula	Outsider	9	+5	14	(8 + Int mod) × 12
Doppelganger	Monstrous humanoid	4	+4	8	(2 + Int mod) × 7
Drider	Aberration	6	+4	10	(2 + Int mod) × 9
Elemental					
Air, small	Elemental	2	+4	6	(2 + Int mod) × 5
Air, medium	Elemental	4	+4	8	(2 + Int mod) × 7
Air, large	Elemental	8	+6	14	(2 + Int mod) × 11
Earth, small	Elemental	2	+4	6	(2 + Int mod) × 5
Earth, medium	Elemental	4	+4	8	(2 + Int mod) × 7
Earth, large	Elemental	8	+5	13	(2 + Int mod) × 11
Fire, small	Elemental	2	+4	6	(2 + Int mod) × 5
Fire, medium	Elemental	4	+4	8	(2 + Int mod) × 7
Fire, large	Elemental	8	+6	14	(2 + Int mod) × 11
Water, small	Elemental	2	+4	6	(2 + Int mod) × 5
Water, medium	Elemental	4	+4	8	(2 + Int mod) × 7
Water, large	Elemental	8	+5	13	(2 + Int mod) × 11

SPECIAL NOTES

Special considerations apply when using some of the base creatures on Table 2–8 to build monster characters. Refer to the appropriate section below.

Constructs

A construct usually has no Intelligence score, which makes it unsuitable as a character. See the *awaken construct* spell and the *incarnate construct* spell in Chapter 6 for ways of granting an Intelligence score to a construct.

Demons, Devils, and Summoning

A demon or devil has a chance to summon others of its kind, or sometimes even fiends of a different kind. However, any summoned creature vanishes before it can summon another of its ilk (the duration of the summoning is less than 1 hour, and a summoned tanar'ri or baatezu cannot use its own summon ability for 1 hour after arrival). The DM may rule that summoning fails when used by a character with an alignment opposed to the creature it is trying to summon (a lawful or good demon, for example, or a chaotic or good

devil). A DM may also rule that demons and devils can choose not to answer a player character's summons if the PC is engaged in an activity that doesn't aid their side of the Blood War, or doesn't further their agendas. For instance, a lawful evil tanar'ri player character summoning another tanar'ri to invade the stronghold of someone allied to the forces of the Abyss should not get any aid.

Undead

When a cleric tries to turn, rebuke, bolster, or command an undead character, add any class levels to the character's Hit Dice and turn resistance to determine the character's effective Hit Dice for the attempt.

Intelligent undead heal damage normally through rest, though unintelligent undead do not.

Ghosts, Liches, and Vampires

Because these monsters are so difficult to kill permanently, their level adjustments are difficult to adjudicate. The DM should carefully consider the durability of such characters before allowing them in his or her campaign.

TABLE 2–8: ADVANCED MONSTER RACES (CONTINUED)

Monster	Type	Hit Dice	Level Adjustment	Starting ECL	Skill Points for Base Creature
Ettercap	Aberration	5	+4	9	(2 + Int mod) × 8
Genie					
Djinni	Outsider	7	+6	13	(8 + Int mod) × 10
Djinni noble	Outsider	10	+10	20	(8 + Int mod) × 13
Efreel	Outsider	10	+9	19	(8 + Int mod) × 13
Janni	Outsider	6	+5	11	(8 + Int mod) × 9
Ghast	Undead	4	+3	7	(4 + Int mod) × 7
Ghoul	Undead	2	+3	5	(4 + Int mod) × 5
Giant					
Stone	Giant	14	+4	18	(2 + Int mod) × 17
Stone (elder)	Giant	14	+6	20	(2 + Int mod) × 17
Frost	Giant	14	+4	18	(2 + Int mod) × 17
Fire	Giant	15	+4	19	(2 + Int mod) × 18
Golem					
Flesh	Giant	9	+6	15	(2 + Int mod) × 12
Clay	Giant	11	+8	19	(2 + Int mod) × 14
Stone	Giant	14	+6	20	(2 + Int mod) × 17
Gray render	Magical beast	10	+5	15	(2 + Int mod) × 13
Griffon	Magical beast	7	+3	10	(2 + Int mod) × 14
Hag					
Annis	Monstrous humanoid	7	+5	12	(2 + Int mod) × 10
Green hag	Monstrous humanoid	9	+5	14	(2 + Int mod) × 12
Harpy	Monstrous humanoid	7	+3	10	(2 + Int mod) × 10
Homunculus	Humanoid	2	+3	5	(2 + Int mod) × 5
Lillend	Outsider	7	+6	13	(8 + Int mod) × 10
Magmin	Elemental	2	+4	6	(2 + Int mod) × 5
Mind flayer	Aberration	5	+7	15	(2 + Int mod) × 11
Mummy	Undead	8	+5	13	(4 + Int mod) × 11
Phasm	Aberration (shapechanger)	5	+7	12	(2 + Int mod) × 8
Rakshasa	Outsider	7	+7	14	(8 + Int mod) × 10
Shadow	Undead	3	+7	10	(4 + Int mod) × 6
Shambling mound	Plant	8	+6	14	(2 + Int mod) × 11
Treant	Plant	7	+5	12	(2 + Int mod) × 10
Umber hulk	Aberration	8	+6	14	(2 + Int mod) × 11
Yuan ti					
Pureblood	Monstrous humanoid	6	+5	11	(2 + Int mod) × 9
Halfblood	Monstrous humanoid	7	+5	12	(2 + Int mod) × 10
Abomination	Monstrous humanoid	9	+7	16	(2 + Int mod) × 12

ACID TEST: ADVANCED MONSTERS

Let's continue the acid test examples with a monster from Table 2 8. In this table, many of the base creatures have level adjustments greater than their Hit Dice. The homunculus, for instance, only has 2 Hit Dice, but its level adjustment is +3.

As an example of this process, let's review the level adjustment determination for an elder stone giant (a 14 HD creature) from the *Monster Manual*. The table below gives the level adjustments for each of its applicable abilities.

Ability	Level Adjustment
Natural armor bonus	+1
Huge weapons	+1
Rock throwing	+1
10 foot reach	+1
Spell like abilities	+1
Unbalanced ability score adjustments (+16 Str, +4 Dex, +8 Con, +4 Cha)	+2

The stone giant elder's thrown rock has a better range increment than any *Player's Handbook* weapon, so it is worth a +1 level adjustment. The abilities detailed on the table above

TABLE 2–9: ADVANCED MONSTER TEMPLATES

Template	Type	Hit Dice	Level Adjustment	Starting ECL	Skill Points for Base Creature
Ghost	Undead ¹	As base	+5	Varies	As base
Lich	Undead ¹	As base	+4	Varies	As base
Lycanthrope	Humanoid (shapechanger)	As base	+3	Varies	As base
Vampire	Undead ¹	As base	+5	Varies	As base

¹ These templates change all Hit Dice previously acquired to d12s, regardless of monster type or class. Class levels add d12s, not class Hit Dice.

TABLE 2–10: DRAGONS

Color	Age	Size	Hit Dice	Level Adjustment	Starting ECL	Skill Points for Base Creature
Black	Wyrmtling	Tiny	4	+3	7	$(6 + \text{Int mod}) \times 7$
	Very young	Small	7	+3	10	$(6 + \text{Int mod}) \times 10$
	Young	Med.	10	+3	13	$(6 + \text{Int mod}) \times 13$
	Juvenile	Med.	13	+4	17	$(6 + \text{Int mod}) \times 17$
Blue	Wyrmling	Small	6	+4	10	$(6 + \text{Int mod}) \times 9$
	Very young	Med.	9	+4	13	$(6 + \text{Int mod}) \times 12$
	Young	Med.	12	+5	17	$(6 + \text{Int mod}) \times 15$
Green	Wyrmling	Small	5	+5	10	$(6 + \text{Int mod}) \times 8$
	Very young	Med.	8	+5	13	$(6 + \text{Int mod}) \times 11$
	Young	Med.	11	+5	16	$(6 + \text{Int mod}) \times 14$
	Juvenile	Large	14	+6	20	$(6 + \text{Int mod}) \times 17$
Red	Wyrmling	Med.	7	+4	11	$(6 + \text{Int mod}) \times 10$
	Very young	Large	10	+5	15	$(6 + \text{Int mod}) \times 13$
	Young	Large	13	+6	19	$(6 + \text{Int mod}) \times 16$
White	Wyrmling	Tiny	3	+2	5	$(6 + \text{Int mod}) \times 6$
	Very young	Small	6	+3	9	$(6 + \text{Int mod}) \times 9$
	Young	Med.	9	+3	12	$(6 + \text{Int mod}) \times 12$
	Juvenile	Med.	12	+5	17	$(6 + \text{Int mod}) \times 15$
Brass	Wyrmling	Tiny	4	+2	6	$(6 + \text{Int mod}) \times 7$
	Very young	Small	7	+3	10	$(6 + \text{Int mod}) \times 10$
	Young	Med.	10	+4	14	$(6 + \text{Int mod}) \times 13$
	Juvenile	Med.	13	+4	17	$(6 + \text{Int mod}) \times 16$
Bronze	Wyrmling	Small	6	+4	10	$(6 + \text{Int mod}) \times 9$
	Very young	Med.	9	+4	13	$(6 + \text{Int mod}) \times 12$
	Young	Med.	12	+6	18	$(6 + \text{Int mod}) \times 15$
Copper	Wyrmling	Tiny	5	+2	7	$(6 + \text{Int mod}) \times 8$
	Very young	Small	3	+3	11	$(6 + \text{Int mod}) \times 11$
	Young	Med.	11	+4	15	$(6 + \text{Int mod}) \times 14$
	Juvenile	Med.	14	+4	18	$(6 + \text{Int mod}) \times 17$
Gold	Wyrmling	Med.	8	+4	12	$(6 + \text{Int mod}) \times 11$
	Very young	Large	11	+5	16	$(6 + \text{Int mod}) \times 14$
	Young	Large	14	+6	20	$(6 + \text{Int mod}) \times 17$
Silver	Wyrmling	Small	7	+4	11	$(6 + \text{Int mod}) \times 10$
	Very young	Med.	10	+4	14	$(6 + \text{Int mod}) \times 13$
	Young	Med.	13	+5	18	$(6 + \text{Int mod}) \times 16$

give a +6 level adjustment, making its ECL 20 without class levels. Given magic items appropriate for a 20th-level character, a stone giant elder could be a perfectly viable member of a 20th-level party.

DRAGONS

Because of the variation available within dragonkind, these creatures get their own set of level adjustments (see Table 2-9). Despite this fact, they are no more difficult to include in your game than any of the monsters on Table 2-8.

DIFFICULT MONSTERS

Any creature not on one of the tables in this chapter falls into this category. These creatures present tremendous difficulties for both players and DMs when used as characters. While such a character may be fun for a single session, and while some players may enjoy the challenges of overcoming such a character's handicaps, over time these difficult monsters tend to slow the game for the other characters and frustrate their own players.

A difficult monster possesses at least one of the following drawbacks.

AWAKENED CHARACTERS

Awaken is a 5th level druid spell that gives a tree or animal humanlike sentience. *Awakened* animals and trees treat the spellcaster as a friend, but they have no particular bond or empathy with the spellcaster. An *awakened* creature can speak one language known by the spellcaster, plus one additional language known by the spellcaster per point of Intelligence bonus (if any).

An *awakened* plant has a score of 3d6 for its Intelligence, Wisdom, and Charisma (generate these normally by rolling 4d6 and discarding the lowest result). An *awakened* animal has an Intelligence score of 3d6 (generated normally by rolling 4d6 and discarding the lowest result), +1d3 Charisma, and +2 HD.

Lack of Life: Constructs and unintelligent undead normally have no natural healing ability. A construct is destroyed when it reaches 0 hit points. An undead can be turned, destroyed, rebuked, or commanded. In general, living creatures make better player characters than nonliving ones.

Lack of Independence: Many kinds of creatures are subjects of the creature that created them. Vampire spawn, shadows, and zombies created by mohrgs all fall into this category. Unlike contracts or oaths of fealty, these bonds give the master creature complete control over the activities of its spawn. This control may make the master an interesting character, but it makes for an unfulfilling play experience when a player character is a spawn.

Lack of Intelligence: Players who want to play some kind of construct, undead, animal or plant face this obstacle. An animal or plant can overcome this lack with the *awaken* spell (see the Awakened Characters sidebar). The *awaken construct* and *awaken undead* spells, in this book, do the same for creatures of those types. The *incarnate construct* spell, in this book, provides yet another way for constructs to gain Intelligence scores and other abilities. A creature may also circumvent its lack of Intelligence with a magic item that boosts Intelligence, such as a *headband of intellect*. Items that raise Intelligence temporarily (such as a *potion of Intelligence*) do not remove this obstacle.

When the Intelligence of an animal permanently rises above 3, the creature becomes a magical beast. When this occurs, it is no longer vulnerable to spells and effects that affect its previous type, though its Hit Die size, base attack bonus, base save bonuses, and other attributes do not change.

DMs may allow *awakened* animal or plant characters, but players are advised to consider using anthropomorphic animals in Appendix 3 of this book instead.

Lack of Anatomy: A creature in this category may have no thumbs or, like a beholder, have no limbs at all. While it is possible for such creatures to wear and use some magic items (a wolf could wear a magic ring in its ear, for instance), they cannot use many weapons and tools common to adventurers. DMs may soon tire of asking, "How are you holding that?"

Lack of Communication: No one wants to sit at a game session with a strip of duct tape over his mouth and communicate solely through gestures. But this is just what may happen when playing a character who can't talk, doesn't share a language with the other characters, and doesn't have telepathy. The DM may choose to rule that the player of such a character cannot talk during a game session. A griffon is a powerful and intelligent magical beast, but it lacks the power of speech. Anyone wishing to play a griffon character is advised to keep this in mind.

MONSTER CHARACTER BUILDING EXAMPLE

Suppose Peter joins a group of players who all have 5th-level characters. He gets permission from his DM to create a bugbear character (starting ECL 4) named Gnarsht Redeye. Following the Character Creation Basics (see Chapter 1 of this book), he must first decide how to arrive at Gnarsht's ability scores. The DM reserves elite ability scores for his NPCs, and Peter is sure he can roll better than the bugbear's standard 11,10,11,10,10,11. So he rolls 4d6 and discards the lowest number for each score. He gets 15,14,13,12,10, and 8. Some quick math and a *Monster Manual* tell Peter that Gnarsht has the following racial ability modifiers: +4 Strength, +2 Dexterity, +2 Constitution, and -2 Charisma.

The next step is choosing a class. Peter decides that Gnarsht would make a good barbarian. Adding one class level of barbarian to a Gnarsht's starting ECL of 4 gives him an ECL of 5, making him the equivalent of a 5th-level character.

He then assigns Gnarsht's ability scores as follows: Strength 15 (final score 19), Dexterity 10 (final score 12), Constitution 14 (final score 16), Intelligence 13, Wisdom 8, and Charisma 12 (final score 10). Then, Peter refers to Table 2-5. Adding Gnarsht's HD (3) to his new barbarian class level (1), he determines that Gnarsht's character level is 4 and at 4th character level, Gnarsht is entitled to an ability increase. He chooses to add to Gnarsht's Strength, giving his bugbear a total Strength of 20.

BENEATH THE WAVES

Many adventures happen near, or on, bodies of water large enough to submerge characters. This book allows players to create aquatic characters that are more at home under the water than any character aided by spells or items. Several considerations apply when adventuring underwater; some pertain to aquatic creatures, some to nonaquatic creatures, and some to both types of creatures.

Holding Your Breath and Drowning: Covered under The Drowning Rule in Chapter 3 of the *DUNGEON MASTER'S Guide*.

General Hazards: Covered under Water Dangers in Chapter 3 of the *DUNGEON MASTER'S Guide*.

Movement: When wading or walking underwater, creatures move at half speed, or at their swim speed if they have one. Creatures benefiting from a *freedom of movement* effect can wade or walk on the bottom at their normal speed.

Combat: Creatures without a swim speed (or the benefit of a

freedom of movement spell or similar effect) take a -2 penalty on attack and damage rolls underwater. Slashing weapons, blunt weapons, claws, and tail attacks deal half damage (after applying the -2 penalty, divide the remainder by 2, rounding down), with a minimum of 1 point of damage dealt. The *freedom of movement* spell negates this penalty. Even creatures with a swim speed deal half damage with slashing or blunt weapons (but not with claws or tail attacks) unless they have a *freedom of movement* effect.

Fire: Fire attacks are ineffective underwater unless their descriptions specifically say otherwise.

Spellcasting: A verbal component is a spoken incantation. To provide a verbal component, you must be able to speak in a strong voice. Characters unable to breathe underwater cannot use spells with verbal components unless they somehow surround their heads with a bubble of air. Chapter 6: Spells provides lists of spells without verbal components.

Peter decides to wait before buying equipment. He notes that Gnarsht's speed is 40 feet: (30 feet for bugbear, plus 10 feet for barbarian fast movement). Gnarsht retains the bugbear's 60-foot darkvision.

Because of his Intelligence bonus, Gnarsht starts with 9 skill points as a bugbear. He also gains a +4 racial bonus on Move Silently checks. As given in the bugbear's entry in the *Monster Manual*, a bugbear's class skills are Climb, Hide, Listen, Move Silently, and Spot. Peter decides to spend Gnarsht's bugbear skill points as follows: Climb 3 points, Hide 3 points, and Move Silently 3 points. As a 1st-level barbarian, Gnarsht gets 5 skill points (4 + Int modifier). Peter spends Gnarsht's barbarian skill points as follows: Intimidate 3 points, and Jump 2 points. Since bugbears are Medium-size, Gnarsht does not worry about size modifiers to his skills.

Peter decides to keep one of the bugbear's standard feat choices, Alertness, to avoid being surprised. He chooses Iron Will for Gnarsht's second feat.

Before doing any further calculations, Peter looks at Table 2-24 in the *DUNGEON MASTER's Guide* and finds that Gnarsht, now an ECL 5 character, starts with 9,000 gp worth of equipment. He spends 5,100 gp on a +2 mithral shirt and 2,350 gp on a +1 greatsword. He buys a *cloak of resistance* +1, and the remaining 550 gp go toward standard adventuring gear and his cash reserve.

Peter notes that a bugbear's good save is Reflex, giving Gnarsht the following base save bonuses for his monster Hit Dice: Fort +1, Reflex +3, Will +1. As a barbarian, he gains an additional +2 on his Fortitude base save. Peter then applies the appropriate ability modifiers, the benefit from Iron Will, and the +1 modifier from the *cloak of resistance* +1 to find Gnarsht's actual save bonuses: Fort +7, Reflex +5, Will +3.

To determine Armor Class, Gnarsht keeps the +3 natural armor bonus he has for being a bugbear. He also gains a +1 bonus to AC for his Dexterity and a +6 bonus for his +2 mithral shirt, giving him a total AC of 20. Gnarsht's initiative modifier is +1, thanks to his Dexterity.

Gnarsht's base attack bonus is +2 for being a 3 HD humanoid and +1 for being a 1st-level barbarian. A 5th-level barbarian would have a better base attack bonus, but the result is not much different from a barbarian with levels in another class.

Peter knows he keeps the bugbear's 3d8 Hit Dice, but because he increased the character's Constitution, Gnarsht gets +3 hit points per Hit Die, giving him 3d8+9 hit points as a bugbear plus 1d12+3 hit points for a level of barbarian. Peter opts to roll rather than taking the bugbear's average hit points. He takes the maximum result from the first Hit Die, then rolls a 2 and a 3, giving Gnarsht 13 + 9 hit points just for being a bugbear. Peter then rolls a 6 on the d12 for barbarian hit points, so Gnarsht gains 9 more hit points for being a barbarian, giving him a total of 31 hit points.

Here is Peter's final character.

Gnarsht:
Male bugbear Bbn 1;
ECL 5; Medium-size humanoid (goblinoid);
HD 3d8+9 plus 1d12+3; hp 31; Init +1;
Spd 40 ft.; AC 20, touch 11, flat-footed 19; Atk +9
melee (2d6+8/19 20, +1 greatsword); SQ darkvision 60 ft., fast movement, rage 1/day;
AL CN; SV Fort +7, Ref +5, Will +3; Str 20, Dex 12, Con 16, Int 13, Wis 8, Cha 10.

Skills and Feats: Climb +7, Hide +4, Intimidate +3, Jump +7, Listen +1, Move Silently +8, Spot +1; Alertness.

Rage: Gnarsht can fly into a rage once per day for up to 8 rounds. The following changes to the above statistics are in effect as long as he rages: hp 39; AC 18, touch 9, flat-footed 17; Atk +11 melee (2d6+11/19 20, +1 greatsword); SV Fort +9, Will +3; Str 24, Con 20; Climb +10, Jump +9. After his rage is over, Gnarsht is fatigued (2 Strength, 2 Dexterity, can't charge or run) for the duration of that encounter.



This chapter presents rules for treating monster kinds as character classes. If you want to play a monster because you think that monster is cool, this material allows you to emphasize its cool features rather than just add levels of character classes, such as wizard or fighter, to an existing creature.

This system is an alternative to the monster advancement system presented in the *Monster Manual*. While a DM can advance monsters at will using that system, this method lets players use Table 2-5: Experience and Level-Dependent Benefits from Chapter 2: Building Monster Characters to advance their monster characters in such a way that the save DCs for their monster abilities increase with monster level. Clever DMs can also make use of this method to regress monsters and create versions with lower CRs, so that those creatures can appear earlier in their campaigns. For instance, a DM can use the minotaur monster class to regress a minotaur to 1st level (1 HD), making it a reasonable challenge for 1st-level characters.

Rather than rework all the monsters in the *Monster Manual* that could make good characters in this way, this chapter presents one example to illustrate the technique. Dozens more appear in Appendix 1: Sample Monster Classes. Each example discusses the reasoning behind the decisions made about how that monster advances. Players and DMs, working together, can use these rules and that

reasoning to develop other monster kinds as classes for their campaigns.


MONSTER CLASSES AND LEVEL ADJUSTMENTS

Level adjustment is important for determining the starting ECL of the base creature (see Structure of Monster Classes, below) because the starting ECL sets the number of levels over which the monster develops. Unlike other classes, a monster class has a maximum number of levels equal to the creature's starting ECL. For example, a minotaur's starting ECL is 8, so the minotaur monster class has eight levels.

When using these rules to create a character with one or more levels in a monster class, you can ignore level adjustment. This is replaced by your character's monster class level.

ENTERING A MONSTER CLASS

The only way to take a level of a monster class is to be that monster. A mind flayer cannot multi-class as a minotaur, nor can a human take levels as an asrral deva.



STRUCTURE OF MONSTER CLASSES

As noted above, a monster class has a maximum number of levels equal to its starting ECL. At the highest level for the class, the monster character should have all the powers and abilities of the base creature, as given in the *Monster Manual*. Unlike the standard classes in the *Player's Handbook*, monster classes have racial traits as well as character traits. Racial traits are not given in the class tables themselves; they appear as a separate section before the Class Features section for each monster. Generate ability scores for a monster character as you would for a character of a standard race, and then apply any racial modifiers using the racial traits given for that class. Most monster characters do not start with the full racial ability score adjustments that a monster of the same kind right out of the *Monster Manual* would be entitled to; they gain ability score increases over several levels, as a character of any standard class would.

A monster class description does not repeat information about the base creature's type or subtype. A monster character gains the benefits and drawbacks of its type and subtype at first level. It retains the base creature's alignment subtypes, even if it actually has a different alignment (see the Ritual of Alignment in Chapter 11: Becoming a Monster for one way to reconcile subtype and alignment). A monster character uses its actual alignment or its subtype, whichever produces the worse result, for purposes of spells and effects. For example, a lawful good succubus is still vulnerable to *holy smite* because it has the chaotic and evil subtypes.

Monster class abilities that are exactly like the creature's abilities as given in the *Monster Manual* are not reproduced in a class description, but they do appear on the class table. See the *Monster Manual* for information on these abilities.

When a monster class description refers to "level," this means level in the monster class. Levels and Hit Dice gained in monster classes do change special abilities. For the effect of levels in non-monster classes (standard or prestige classes) on monster special abilities, see Monster Features in Chapter 2: Building Monster Characters.

SIZE AND SPEED

A monster character always starts out as Medium-size at the largest. Monsters that are Large or larger in the *Monster Manual* increase in size over the course of several levels. See the *Monster Manual* and the *Player's Handbook* for the general effects of size changes on Armor

Class, attack bonus. Hide checks, grapple checks, and so on. Do not change natural armor bonus or ability scores when size changes; those alterations are built into each class progression.

Some monsters become faster as they gain levels. The higher speed appears in the monster's class table and replaces the creature's original land speed.

SKILL POINTS

Monster classes grant skill points the way standard classes do. The monster's 1st-level skill points are multiplied by 4, as with standard classes. Table 2-1: Monster Character Starting Skill Points gives the skill points that a monster starts with, based on its Intelligence modifier and its type. The tables for the sample classes in Appendix 1 show how the monster gains skill points as it advances in level in its monster class. The skills given for the base creature from the *Monster Manual* are class skills for the monster class.

CHALLENGE RATING

Each monster class table has a CR (Challenge Rating) column. This has no meaning for players or player characters and is given only as an aid to DMs who want to adjust monster CRs by regressing existing creatures.

NATURAL ATTACKS

Many monsters have natural attacks. Members of the corresponding monster class are always proficient with their own natural weapons. Using a natural attack does not provoke an attack of opportunity unless the class description specifies otherwise. A monster does not get iterative attacks (multiple attacks with the same weapon at a cumulative -5 penalty, as a manufactured weapon would provide) on a full attack action with its natural weapons unless the class description specifies otherwise. A monster character can use any of its natural weapons as a secondary attack at a -5 penalty on the attack roll, but it may not use a secondary attack as a primary attack, even if it doesn't choose to use its actual primary attack in a given round. The Multiattack feat described in the *Monster Manual* can reduce the penalty on secondary attacks to -2 .

MONSTERS BELOW 1 HD

It is possible for a monster to complete its class progression and still not have a full Hit Die. For instance, the grig has only a fractional Hit Die at its full potential. When such a creature takes its first level in a class other than its monster class, do not roll the class Hit Die for hit points. Instead, use the maximum possible result for that class's Hit Die.

MONSTER CLASSES AND MULTICLASSING

A monster character using these rules may not multiclass until it completes the full progression in its monster class. This rule keeps characters from gaining the benefits of a monster's type and then quickly switching to a standard class.

A monster class imposes an experience point penalty for multiclassing, just as other classes do (depending on preferred classes for the creature or race). A monster class is a

character class for purposes of determining whether a character takes an experience point penalty. See the sample classes in Appendix 1 for specifics.

MONSTER CLASSES AND LEVEL-DEPENDENT BENEFITS

A character progressing in a monster class gains feats and ability score increases according to Table 2-5: Experience and Level-Dependent Benefits. That table also limits their maximum ranks in class and cross-class skills. Each monster class description specifies when the character gains feats and ability score increases.

READING THE CLASS TABLES

The following notes explain how to interpret certain information noted on a monster class table.

Ability Score Increases: At various levels, a character progressing in a monster class receives ability score increases. The table for that class shows how much to change the ability score at that level. For instance, the minotaur gains +2 Strength at 2nd, 4th, and 6th level. That means you should increase the Strength score by +2 at 2nd level, +2 at 4th level, and +2 at 6th level (for a total of 6 points higher than the base value at 1st level).

Natural Armor Bonuses: At various levels, members of some monster classes receive natural armor bonuses. The table for such a class gives the total natural armor bonus the creature has at that level. Do not add these bonuses together, as is done for ability score increases.

EXAMPLE MONSTER CHARACTER: MINOTAUR

The minotaur is one of the strongest and most combative of the monstrous humanoids. Graced with a powerful gore attack and familiarity with weapons, the minotaur represents a tough opponent for dungeon-exploring heroes. Now, the minotaur class allows the cunning and ferocity of this classic foe to work to the benefit of player characters.

Building the minotaur monster class requires examining each of the components that make the monster formidable in combat: Strength, size, natural armor, and natural attacks. Then, slowly parcel out those benefits in stages until the minotaur reaches its final ECL of 8 (including its +2 level adjustment). A 1st-level minotaur has a hint of its eventual Strength but must tolerate penalties to Intelligence and Charisma. It also has a natural attack, the ability to charge for increased damage, and a small natural armor bonus. The rest of the minotaur's abilities are upgraded along these lines as smoothly as possible until it reaches 8th level (6 HD). For much of this time, the immature minotaur lacks the advantage of Large size (and the 10-foot reach it provides). The minotaur grows to its full adult Large size upon reaching 6th level.

After reaching 8th level, the minotaur can continue to advance using the monster advancement rules in the *Monster Manual*, if desired. Monstrous humanoids have a great base attack progression (equal to a fighter's) and two good saves, so there is good incentive to advance in this way.

TABLE 3–1: THE MINOTAUR

Level	Hit Dice	Base Attack Bonus	Fort Save	Ref Save	Will Save	Skill Points	CR	Special
1st	1d8	+1	+0	+2	+2	(2 + Int mod) × 4	1	Gore 1d4, feat, +2 natural armor
2nd	2d8	+2	+1	+3	+3	2 + Int mod	1	+2 Str, keen senses (+1), natural cunning (cannot become lost)
3rd	2d8	+2	+1	+3	+3		2	+2 Con, +3 natural armor, gore 1d6
4th	3d8	+3	+1	+3	+3	2 + Int mod	2	+2 Str, scent 10 ft., keen senses (+2), natural cunning, (track enemies), feat
5th	3d8	+3	+1	+3	+3		3	+4 natural armor, +2 Con
6th	4d8	+4	+1	+4	+4	2 + Int mod	3	+2 Str, 2 Dex, scent 20 ft., Large size, reach 10 ft., keen senses (+3)
7th	5d8	+5	+1	+4	+4	2 + Int mod	4	+5 natural armor bonus, natural cunning (never flat footed, immune to <i>maze</i> spells), gore 1d8
8th	6d8	+6/+1	+2	+5	+5	2 + Int mod	4	Scent 30 ft., keen senses (+4), feat

Other good options for continuing to develop a minotaur character include advancing as a fighter (for the bonus feats), a barbarian (for rage and certain skills), or a rogue (for sneak attacks and even more skills).

RACIAL TRAITS

- Starting Ability Score Adjustments: +2 Str, +2 Dex, +4 Int, +2 Cha. While known for cunning and ferocity, minotaurs rely on Strength and natural weaponry to overcome their foes. The minotaur's Strength and Constitution increase as it gains levels, while its Dexterity decreases.
- Speed: Minotaur land speed is 30 feet.
- Darkvision: Minotaurs can see in the dark up to 60 feet.
- Automatic Languages: Giant. A minotaur with enough Intelligence to receive a bonus language usually makes Common its first choice.

Though they are classified as monstrous humanoids, minotaurs frequently associate with various giant kinds, including ogres, ettins, and true giants. Their size makes minotaurs accepted among these monsters when smaller beings would not be.

- Favored Class: Minotaur. The best multiclassing choices for a minotaur are fighter, barbarian, and ranger.

CLASS SKILLS

The minotaur's class skills (and the key ability for each skill) are Craft (Int), Intimidate (Cha), Jump (Str), Listen (Wis), Search (Int), and Spot (Wis).

On reaching Large size, a minotaur takes a +4 size penalty on Hide checks.

CLASS FEATURES

All of the following are class features of the minotaur monster class.

Weapon and Armor Proficiency: Minotaurs are proficient with all simple and martial weapons, with light and medium armor, and with shields.

Feats: A minotaur receives one feat at 1st level, one at 4th level, and another at 8th level. After 8th level, it gains feats normally according to its effective character level (the total of its Hit Dice, level adjustment, and class levels) as shown on Table 2–5: Experience and Level-Dependent Benefits.

Keen Senses (Ex): A 1st-level minotaur gains a +1 racial bonus on Listen, Search, and Spot checks. At 4th level, the bonus rises to +2, at 6th level to +3, and at 8th level to +4.

Natural Cunning (Ex): Most minotaurs are not clever, but they all possess an innate logical ability. At 2nd level, a minotaur can never become lost. At 4th level, when it develops the scent ability, it can track creatures by smell. At 7th level, a minotaur becomes immune to *maze* spells and is never flat-footed.

Scent (Ex): A minotaur has a keen sense of smell. Beginning at 4th level, it can detect opponents within the given range (double range if the scent is upwind, one-half range if it is downwind) and may take a move-equivalent action to determine the direction of a scent. If an odor source, such as an opponent, is within 5 feet, the minotaur can pinpoint that source. Minotaurs can use the scent ability to track an enemy by smell.

Large Size: At 6th level, a minotaur grows to Large size and its natural reach extends to 10 feet. It incurs the usual penalties for Large creatures.

Gore: A gore is a natural attack. Beginning at 1st level, a minotaur deals 1d4 points of damage plus its Strength modifier when making a gore attack. At 3rd level the base damage rises to 1d6, and at 7th level to 1d8. When a minotaur charges to make a gore attack, it deals additional damage according to the following table. A minotaur adds one and one-half times its Strength modifier to its gore damage when charging.

Gore Damage	Charge Damage
1d4	2d6
1d6	2d8
1d8	4d6

Because a gore is a natural attack, a minotaur can use the full attack action to attack with a melee weapon and follow up with its gore attack as a secondary attack at a –5 penalty. It does get iterative attacks (multiple attacks with the same weapon at a cumulative –5 penalty), if it is entitled to any, with its melee weapon (but not with its gore) when using such an attack routine.



This chapter presents new feats that are particularly useful to monster characters.

WHEN MONSTERS GAIN FEATS

Monster characters receive feats at the same rate that characters of standard races do: one for their first Hit Die (or fractional HD), one more for having 3 Hit Dice, and an additional one for each additional 3 HD the character has.

When adding class levels to a monster, you keep the number of feats determined by the monster's Hit Dice. The character doesn't gain a bonus feat for its first class level because it isn't a 1st-level character (see below for the exception to this rule). Add class levels and Hit Dice, then refer to Table 2-5: Experience and Level-Dependent Benefits in Chapter 2: Building Monster Characters. The Feats column indicates when the character gets its next feat. For instance, if a 6 HD monster takes a level in some class, its level plus Hit Dice equals 7. That character won't gain another feat until it gains two more Hit Dice (character level 9th).

If your base creature has only 1 Hit Die and you choose to replace that with a class level (thus losing the associated base attack bonus, base saving throw bonuses, skill points, and feats), then your character gains a feat at 1st level, just like any other 1st-level character.

Some monsters also gain bonus feats as racial traits, as indicated in their *Monster Manual* descriptions.

MONSTROUS FEATS

Many of the feats described in this chapter belong to a new category, monstrous feats (see the second half of Table 4-1, on page 32). Only creatures with a monstrous form or one or more monstrous abilities may select these feats. Monstrous forms and abilities are those that are unavailable to normal humanoid or animal creatures, including but not limited to extra appendages, nonstandard appendages (such as tentacles or a tail), supernatural abilities, and spell-like abilities. With your DM's permission, you may be able to choose monstrous feats for your character if your character acquired unusual abilities through transformation or by advancing in a prestige class.

BACKGROUND FEATS

Another new category of feat is the background feat (see the first half of Table 4-1, on page 31). You can choose a background feat for your character if the Climate/Terrain entry for the base creature mentions the indicated type

of terrain or climate. If the base creature's terrain entry includes more than one specific terrain type, it may be eligible for additional background feats, at the DM's discretion.

FEAT DESCRIPTIONS

Feat descriptions use the following format.

FEAT NAME [TYPE OF FEAT]

The initial text after the feat name describes generally what the feat does in plain language.

Prerequisite: A prerequisite is a minimum ability score, creature type, minimum size or physical characteristic, a minimum base attack bonus; another feat or feats, minimum ranks in one or more skills, or a class feature that a character must have in order to acquire a particular feat. A feat may have more than one specific requirement; in such a case, all of them are still referred to collectively as the feat's prerequisite.

Benefit: A feat's benefit is what it enables the character to do. If a character takes the same feat more than once, its benefits do not stack unless otherwise indicated in the feat description.

Normal: This section describes what a character who does not have a particular feat is limited to or restricted from doing. If not having the feat causes no particular drawback, this entry is absent.

Special: This section gives additional facts about the feat that may be helpful when in deciding whether to acquire it.

NEW FEATS

ABILITY FOCUS [GENERAL]

Choose one of your special attacks. This attack becomes more potent than normal.

Prerequisite: Special attack.

Benefit: Add +2 to the DC for all saving throws against the special attack on which you focus.

Special: You can gain this feat multiple times. Its effects do not stack. Each time you take the feat, it applies to a new special attack.

AREA ATTACK [GENERAL]

You can wield improvised weapons to attack several spaces at once.

Prerequisite: Str 19, Huge size, Power Attack.

OPTIONAL RULE: TRAINING IN MONSTROUS FEATS

A creature from the *Monster Manual* may take any monstrous feat, as well as any feat already available to characters, provided that it meets the prerequisites. The character may have discovered the talent independently, or may have learned it from a monstrous companion. Many monstrous beings are not tolerated by the surrounding community and must keep their existence secret. Evil communities may tolerate the presence of monsters that other communities would not, but

Benefit: You can use your great size and strength to pick up a heavy object and attack an area as a standard action. Such an attack may consist of swinging a large log or smashing a door down on opponents' heads. The area affected is a half-circle with a radius equal to your reach. You deal damage to all creatures two or more size categories smaller than you within the area. The base damage dealt depends on your size category, as given on the table below. Add 1 1/2 times your Strength bonus to this base damage to determine the total damage for the attack.

Size Category	Damage
Huge	1d8
Gargantuan	2d6
Colossal	2d8

Though it can deal significant damage, this form of attack is awkward and unbalancing. You incur a –2 penalty to your Armor Class and on Reflex saves until your next action.

ASSUME SUPERNATURAL ABILITY [GENERAL]

You learn to use a supernatural ability of an assumed form.

Prerequisite: Wis 13, ability to assume a new form magically.

Benefit: You learn to use a single supernatural ability of another kind of creature while assuming its form through a *polymorph self* spell or a similar effect. The saving throw DC against this ability is based on your ability scores, not those of a standard creature of the kind whose form you've assumed. For a breath weapon, the saving throw DC is 10 + your Constitution modifier + 1/2 your Hit Dice (rounded down). For all other supernatural abilities, the saving throw (if any) DC is 10 + your Charisma modifier + 1/2 your Hit Dice (rounded down).

If a creature, such as an undead, has no Constitution score, use its Charisma modifier or its Constitution modifier (+0 for a nonability), whichever is higher, to determine the save DC.

Using this alien ability is disorienting. You take a –2 penalty on all attack rolls, saving throws, skill checks, and ability checks. Additionally, in a stressful or demanding situation (such as combat), you must succeed on a Will save (DC 19) or be unable to use the ability.

Normal: Without this feat, you cannot use the supernatural abilities of a creature whose form you assume.

neutral and good communities are liable to drive away monsters and those who would associate with them.

Learning a feat from another monster can lead to interesting adventure opportunities. As an optional rule, the Dungeon Master can require that a monstrous character undertake a quest for a desired feat. This works best if the feat is one with many prerequisites—it is a long and difficult path to discovery. For example, learning the secret of Improved Multiweapon Fighting might entail seeking out a xill ranger in its extraplanar haunts.

Special: You can take this feat multiple times. You cannot apply it more than once to the same special ability in order to improve the Will save DC. Each time you take this feat, it applies to a different special ability.

BLOWHARD [GENERAL]

You can blow targets over with your breath.

Prerequisite: Con 20, Huge size, Power Attack.

Benefit: As an attack action, you can use your breath to affect all creatures in a cone 5 feet in length per point of your Constitution bonus. Each creature in the area is affected as through struck by a wind effect (see Table 3-17: Wind Effects in the *DUNGEON MASTER'S Guide*). The strength of the wind effect depends on your size category, as given on the table below.

Size Category	Wind Effect
Huge	Strong
Gargantuan	Severe
Colossal	Windstorm

If you have a breath weapon, you cannot use this feat and your breath weapon at the same time.

BONUS BREATH [MONSTROUS]

You can use your breath weapon one more time per day than you normally could.

Prerequisite: Breath weapon with limited uses per day, Extend Spell or Extend Spell-Like Ability.

Benefit: You can breathe one additional time per day. The interval you must wait between breaths is 1 hour.

Special: You can gain this feat multiple times. Each time you take it, you can breathe one additional time per day.

CONTROLLED RESPIRATION [GENERAL]

You can stay out of water longer than you otherwise could.

Prerequisite: Time limit on how long you can remain out of water, Endurance.

Benefit: You can control your breathing so as to remain out of water for a longer period of time than you otherwise could. Double the normal time limit after which you must begin making Constitution checks to avoid suffocation.

This feat does not allow creatures that cannot normally breathe air, such as fish, to do so.

CRUSH [GENERAL]

Like a dragon, you can hurl your body onto opponents to deal tremendous damage.

Prerequisite: Huge size.

Size Category	Crush Base Damage
Huge	2d8
Gargantuan	4d6
Colossal	4d8

Benefit: As a standard action, you can jump or fall onto opponents, using your whole body to crush them. This attack is useful only against creatures at least three size categories smaller than yourself. The base damage for a crush attack depends on your size category, as given on the table

above. Add 1 1/2 times your Strength bonus to this base damage to determine the total damage for the attack.

A crush attack deals bludgeoning damage and affects as many creatures as can fit under your body (see Large and Small Creatures in Combat in Chapter 8 of the *Player's Handbook*). Each creature in the affected area must succeed on a Reflex save (DC 10 + your Str modifier + your size modifier for grapple attacks). On a failure, the opponent is pinned and automatically takes crush damage each round the pin is maintained.

CUMBROUS DODGE [GENERAL]

You have a chance to dodge attacks that hit you, but at a cost.

Prerequisites: Dodge, Tumble 4 ranks.

Benefit: You may activate this feat as a free action. You gain a +2 bonus to your Armor Class for the rest of the current encounter. At the end of the encounter, you are fatigued. For details on fatigue, see the Condition Summary in Chapter 3 of the *DUNGEON MASTER'S Guide*.

CUMBROUS FORTITUDE [GENERAL]

You have a greater chance than normal to resist attacks against your vitality, but at a cost.

Prerequisites: Great Fortitude.

Benefit: Before rolling a Fortitude save, you can decide to activate this feat, which gives you a +6 bonus on your saving throw. After the saving throw is resolved, regardless of the result, you are staggered until the end of the encounter. A staggered character can take only a partial action when he or she would normally be able to take a standard action.

CUMBROUS REFLEXES [GENERAL]

You have a greater chance to resist attacks against your agility, but at a cost.

Prerequisites: Lightning Reflexes.

Benefit: Before rolling a Reflex save, you can decide to activate this feat, which gives you a +6 bonus on your saving throw. After the saving throw is resolved, regardless of the result, you are prone and dazed. For details on these conditions, see the Condition Summary in Chapter 3 of the *DUNGEON MASTER'S Guide*.

CUMBROUS WILL [GENERAL]

You have a greater chance to resist attacks against your willpower, but at a cost.

Prerequisites: Iron Will.

Benefit: Before rolling a Will save, you can decide to activate this feat, which gives you a +6 bonus on your saving throw. After the saving throw is resolved, regardless of the result, you are shaken until the end of the encounter. A shaken character takes a -2 morale penalty on attack rolls, checks, and saving throws.

DEADLY POISON [MONSTROUS]

Your poison attack deals more damage than normal.

Prerequisite: Con 19, poison special attack that deals ability damage as secondary damage, Virulent Poison.

TABLE 4-1: FEATS

General Feats	Prerequisite
Ability Focus	Special attack
Area Attack	Str 19, Huge size, Power Attack
Assume Supernatural Ability	Wis 13, must have magically assumed a new form
Improved Assume Supernatural Ability	Wis 17, Assume Supernatural Ability, must have magically assumed a new form
Blowhard	Con 20, Huge size, Power Attack
Controlled Respiration	Time limit on remaining out of water, Endurance
Crush	Huge size
Cumbrous Dodge	Dodge, Tumble 4 ranks
Cumbrous Fortitude	Great Fortitude
Cumbrous Reflexes	Lightning Reflexes
Cumbrous Wilt	Iron Will
Fling Enemy	Str 23, Huge size, improved grab
Flyby Attack ¹	
Great Flyby Attack	Fly speed, Flyby Attack
Improved Flyby Attack	Fly speed, Dodge, Flyby Attack, Mobility
Gape of the Serpent	Swallow whole
Improved Scent	Scent ability
Uncanny Scent	Scent ability, Improved Scent
Inured to Energy	Resistance to energy
Involuntary Rage	Con 20, Toughness
Mighty Leaping	Str 21, Dodge, Mobility, Jump 9 ranks or a racial bonus on Jump checks
Pain Mastery	Con 20, Toughness
Power Dive	Str 15, fly speed (average maneuverability)
Quick Change	Dex 15, alternate form ability
Quickened Spell Like Ability	Spell like ability caster level 8th
Reverberation	Sonic based attack
Roll with It	Con 20, Toughness
Scramble	Dex 15, Small size or smaller, improved evasion
Stamp	Huge size, must have feet, Trample
Supernatural Transformation	Innate spell like ability
Thunderclap	Str 30, Improved Unarmed Strike, Power Attack
Vicious Wound	Expertise, wounding special attack
Background Feats	Prerequisite
Deep Denizen	Underground terrain
Desert Dweller	Desert terrain
Grass Trekker	Plains terrain
Peak Hopper	Hill or mountain terrain
Swamp Stalker	Marsh terrain
Treefriend	Forest terrain
Winter's Child	Cold climate

¹ This feat description is given in the *Monster Manual*. It is noted here only as a prerequisite for other feats.

Benefit: Your poison attack has the potential to deal more potent secondary damage than it otherwise could. If the subject of the attack fails the second saving throw, the poison deals double its normal secondary damage.

DEEP DENIZEN [GENERAL]

You are adapted to a subterranean environment.

Prerequisite: Underground as sole terrain type.

Benefit: Living underground has made you more reliant on nonvisual senses than surface dwellers. You gain a +2 competence bonus on Listen checks and a +4 competence bonus when tracking by scent.

DESERT DWELLER [GENERAL]

You are adapted to a desert environment.

Prerequisite: Desert terrain type.

Benefit: As a desert dweller, you are more hardy than those who live in more gentle climates. Your Fortitude save DC to avoid subdual damage from heat is reduced to 10 (see

Heat Dangers in Chapter 3 of the *DUNGEON MASTER's Guide*). In addition, you can go without water for a number of hours equal to 24 + twice your Constitution score (see Starvation and Thirst Dangers in Chapter 3 of the *DUNGEON MASTER's Guide*).

DETACH [MONSTROUS]

You can remove a part of your body and use it as a ranged weapon.

Prerequisite: Con 19, regeneration.

Benefit: As an attack action, you can detach a portion of your body that can make a melee attack other than a bite (such as a paw, tail, or tentacle) and use it as a thrown weapon (range increment 20 feet). The thrown member deals its base damage plus your Strength bonus (not 1 1/2 times your Strength bonus). Special attacks that deal damage, such as poison and acid, take effect normally from the thrown member. Ability damage, ability drain, and energy drain attacks cannot be made with the detached body part.

TABLE 4–1: FEATS (CONTINUED)

Monstrous Feats	Prerequisite
Bonus Breath	Breath weapon with limited uses per day, Extend Spell or Extend Spell Like Ability
Detach	Con 19, regeneration
Dust Cloud	Dex 19, Int 19, Combat Reflexes, Huge size, wings or tail
Empower Spell Like Ability ²	Spell like ability caster level 4th
Extended Reach	Small size, nonrigid body or a nonrigid attack form
Extra Item Space	Multiple limbs or heads
Final Strike	Acid, air, cold, earth, electricity, fire, or water subtype
Improved Turn Resistance	Undead creature type
Improved Web	Create webs as an extraordinary ability at least twice per day
Irresistible Gaze	Gaze attack
Piercing Gaze	Cha 15, Int 13, gaze attack, Irresistible Gaze
Mighty Roar	Animal or magical beast; Large size
Greater Mighty Roar	Animal or magical beast; Large size, Mighty Roar
Multiattack ¹	
Improved Multiattack	Three natural weapons, Multiattack
Multitasking	Dex 15, Int 15, Improved Two Weapon Fighting, Multiattack, Two Weapon Fighting
Multivoice	Dex 15, Int 15, two or more heads, Improved Two Weapon Fighting, Multiattack, Quicken Spell, Two Weapon Fighting
Multigrab	Str 17, Improved Grab
Greater Multigrab	Str 19, Dex 15, Improved Grab, Multigrab
Rending Constriction	Str 19, Dex 15, constrict ability, Greater Multigrab, Improved Grab, Multigrab, two constricting members
Multiweapon Fighting ¹	
Improved Multiweapon Fighting	Dex 15, three hands, base attack bonus +9, Multidexterity, Multiweapon Fighting
Greater Multiweapon Fighting	Dex 19, three hands, base attack bonus +15, Improved Multiweapon Fighting, Multiweapon Fighting, Multidexterity
Narrowed Gaze	Int 13, gaze attack
Pervasive Gaze	Int 13, gaze attack
Poison Resistance	Poison attack as an extraordinary ability
Poison Immunity	Poison attack as an extraordinary ability, Poison Resistance
Prehensile Tail	Str 13, tail attack, Two weapon Fighting
Rapid Breath	Breath weapon, Quicken Spell or Spell Like Ability
Surrogate Spellcasting	Wis 13, nonhumanoid or nonhumanlike form
Thick Skinned	Damage reduction
Virulent Poison	Poison attack as an extraordinary ability
Deadly Poison	Con 19, poison attack, Virulent Poison
Wingstbrm	Str 13, fly speed 20 ft., Large size, Hover, Power Attack

¹ This feat description is given in the *Monster Manual*. It is noted here only as a prerequisite for other feats.

² You can gain this feat multiple times. Its effects do not stack. Each time you take the feat, it applies to a new weapon, skill, school of magic, selection of spells, or spell like ability.

Special: Tearing off a piece of yourself is traumatic. You take subdual damage equal to one-quarter of your full normal hit point total. Damage reduction cannot reduce the amount of damage taken in this way.

DUST CLOUD [MONSTROUS]

You can sweep dust into the air to hide from opponents.

Prerequisites: Dex 19, Int 19, Huge size. Combat Reflexes, wings or tail.

Benefit: As an attack action, you can sweep a limb across the ground and create a dust cloud. This hemispherical cloud has a radius in feet equal to 20 × your Hit Dice. Creating the cloud has a 50% chance to snuff unprotected flames (candles, torches, small camp fires) of nonmagical origin in the area. The cloud obscures vision, and creatures caught within are blinded while inside and for 1 round after emerging. Any creature caught in the cloud must succeed on a Concentration check (DC 10 + 1/2 your Hit Dice + your Str modifier) to cast a spell. The cloud lasts a number of rounds equal to 1 + your Dexterity modifier.

Special: A flying creature with this feat must be within reach of the ground to create the effect, but need not actually be in contact with it.

EMPOWER SPELL-LIKE ABILITY [GENERAL]

You can use a spell-like ability with greater effect than normal.

Prerequisite: Spell-like ability caster level 4th.

Benefit: Choose one of your spell-like abilities, subject to the restrictions below. You can use that ability as an empowered spell-like ability three times per day (or less, if the ability is normally usable only once or twice per day).

When you use an empowered spell-like ability, all variable, numeric effects of the spell-like ability are increased by one-half. An empowered spell-like ability does half again as much damage as normal, cures half again as many hit points, affects half again as many targets, and so on as appropriate. For example, a night hag's empowered *magic missile* deals 1 1/2 times normal damage (roll 1d4+1 and multiply the result by 1 1/2 for each missile). Saving throws and

opposed rolls (such as the one made when a character casts *dispel magic*) are not affected. Spell-like abilities without random variables are not affected.

You can only select a spell-like ability duplicating a spell with a level less than or equal to one-half your caster level (round down), 2. See the table below. For example, a creature that uses its spell-like abilities as a 13th-level caster can only empower spell-like abilities duplicating spells of 4th level or lower.

Special: This feat can be taken multiple times. Each time it is taken, you can apply it to another one of your spell-like abilities.

EMPOWER SPELL-LIKE ABILITY

Spell Level	Caster Level to Empower
0	4th
1st	6th
2nd	8th
3rd	10th
4th	12th
5th	14th
6th	16th
7th	18th
8th	20th
9th	

EXTENDED REACH [MONSTROUS]

Your flexible body allows you to reach farther than normal.

Prerequisite: Small or larger size, nonrigid body or a nonrigid attack form such as a tentacle, feeler, or pseudopod.

Benefit: Your body or a part of your body with which you can deliver a melee attack is boneless and flexible, allowing you to threaten a larger than normal area with melee attacks. Add +5 feet to your normal reach.

EXTRA ITEM SPACE [MONSTROUS]

You can wear more magic items than are normally allowed.

Prerequisite: Multiple limbs or heads.

Benefit: You can wear one additional magic item beyond the normal limit for the item type in question. The multiple limbs you have must correspond to the limb on which that item type is normally worn. For example, a character is normally limited to two rings, but a marilith (with six arms) could wear three rings with this feat. Likewise, an ettin (with two heads) could wear two periapts or necklaces instead of the one normally allowed.

Normal: Usually only one or two magic items that are restricted to a particular body part can be used at once.

Special: You can take this feat more than once. Each time, it adds a new item space. You cannot have more item spaces than you have limbs or body parts of the appropriate kind.

FINAL STRIKE [MONSTROUS]

Your death throes are destructive.

Prerequisite: Acid, air, cold, earth, electricity, fire, or water subtype.

Benefit: When you are killed (that is, when your hit points drop to 10 or lower), your body explodes in a final

strike—a blast of elemental destruction—according to the table below. Everything within 60 feet is subject to the effect. Your final strike deals 1d6 points of damage per Hit Die, up to a maximum of 20d6. Each creature in the area may make a successful Reflex save (DC 10 + 1/2 your Hit Dice + your Con modifier) to halve the damage dealt. The blast also has a secondary effect, which can be reduced or negated (as shown on the table below) by a second successful save of the type indicated (same DC as the save against the primary damage).

Subtype	Primary Damage	Secondary Damage
Acid	Acid	Blindness for 2d4 rounds, Fortitude negates
Air	Blast of wind (bludgeoning damage)	Destructive harmonics (1d6 sonic damage per 2 Hit Dice; Reflex half)
Cold	Cold	Ice shards (1d6 piercing damage per 2 Hit Dice; Reflex half)
Earth	Blast of rock shards	Earthquake (as spell, Reflex save according to effect)
Electricity	Lightning	Thunderclap (1d6 sonic damage per 2 Hit Dice, stun for 1 round, deafen for 4d6 rounds; Reflex half and no deafness)
Fire	Fire	Light blast (1d6 damage per 2 Hit Dice; Reflex half)
Water	Blast of water (bludgeoning damage)	Drench (extinguish nonmagical fire automatically, or magical fire as <i>dispel magic</i> cast by a sorcerer whose level equals your HD total)

Special: A final strike renders your corpse unsuitable for *raise dead* or *resurrection* spells. Only *true resurrection*, *miracle*, or *wish* can restore life.

FLING ENEMY [GENERAL]

You can pick up an opponent and fling it.

Prerequisites: Str 23, Huge size, improved grab.

Benefit: You can make a grapple check at a 20 penalty against an opponent at least two size categories smaller than you. If you succeed, on your next action you can use an attack action to fling the held opponent. The range increment for the thrown creature is 120 feet.

A creature may be thrown horizontally or vertically. If thrown vertically, it takes normal falling damage. If thrown horizontally, it takes damage as if it had fallen half the distance thrown (rounded down). For example, if a hurled ore is thrown horizontally 170 feet, it takes 8d6 points of damage.

You may also fling the creature at another creature. To do so, make an attack roll at a 4 penalty, with appropriate range penalties, against the target creature, if you hit, both creatures take the amount of damage that the thrown creature would have taken otherwise, as given above.

GAPE OF THE SERPENT [GENERAL]

You can swallow larger creatures than normal.

Prerequisite: Swallow whole.

Benefit: You can swallow a creature of up to your own size category. Like a snake, you can stretch your mouth to an outlandish extent to accommodate immense prey. However, this process is time-consuming. If your second grapple check is successful after you have established a hold against a creature larger than you could swallow normally, you begin to swallow the held creature. On the following round, you must make an additional grapple check to complete the swallowing. The held creature can fight or try to break the grapple as normal while you are attempting to swallow it.

Normal: Unless otherwise noted, a creature can swallow opponents no larger than two size categories smaller than itself.

Special: Your gullet can hold one creature of the maximum size; other maximum numbers of swallowed creatures remain the same.

GRASS TREKKER [GENERAL]

You are adapted to a plains environment.

Prerequisite: Plains terrain type.

Benefit: You are a nomad of the steppes, used to traveling long distances, often on foot. You gain a +2 competence bonus on Jump checks. In addition, you do not need to make Fortitude saves when making a forced march until you have traveled for 12 hours (see Movement in Chapter 9 of the *Player's Handbook*). The save DC for longer travel is 10 +1 per hour beyond 12.

GREAT FLYBY ATTACK [GENERAL]

You can make multiple flyby attacks in a round.

Prerequisite: Fly speed, Flyby Attack.

Benefit: Using this feat is a full-round action. When flying, you can move up to your fly speed in a straight line and attack a number of opponents equal to your Dexterity bonus. All targets must be within your reach along the line of your movement. Make one attack roll, add the appropriate modifiers, and compare the result to the AC of each opponent you are attacking. If any hits are successful, make one damage roll and add the appropriate modifiers. Each successful hit does the full damage to that creature; do not divide the result of the damage roll among the targets. Targets of your attack do not get attacks of opportunity against you, but other opponents that would be entitled to attacks of opportunity may take them.

Normal: Without this feat, a creature can make a single flyby attack in a round.

GREATER MULTIGRAB [MONSTROUS]

You can grapple enemies effortlessly with your natural weapons.

Prerequisite: Str 19, Dex 15, improved grab, Multigrab.

Benefit: When grappling an opponent with only the part of your body that made the attack, you take no penalty on grapple checks to maintain the hold.

Normal: Without this feat, you take a –20 penalty (or a –10 penalty with Multigrab) on grapple checks to maintain a hold with only the part of your body used to make the attack.

GREATER MULTIWEAPON FIGHTING [MONSTROUS]

A creature with three or more arms can fight with a weapon in each hand. The creature can make up to three attacks per round with each extra weapon.

Prerequisites: Dex 19, three arms, base attack bonus +15, Improved Multiweapon Fighting, Multiweapon Fighting, Multidexterity.

Benefit: You may make up to three attacks with each off-hand weapon that you wield, albeit with a –10 penalty on the third attack with each such weapon.

Special: This feat replaces the Greater Two-Weapon Fighting feat (originally presented in *Masters of the Wild*) for creatures with more than two arms.

GREATER MIGHTY ROAR [MONSTROUS]

You unsettle opponents with a dreadful roar as you attack.

Prerequisite: Animal or magical beast; Large size, Mighty Roar.

Benefit: This feat functions like Mighty Roar, except that each opponent that fails a Will save (DC 10 + 1/2 your Hit Dice + your Cha modifier) is panicked for 2d6 rounds. A panicked creature takes a –2 morale penalty on attack rolls, saves, and checks, has a 50% chance to drop what it is holding, and runs away from you as quickly as it can. The effects of being panicked supersede the effects of being shaken.

IMPROVED ASSUME SUPERNATURAL ABILITY [GENERAL]

You gain skill with using a supernatural ability of an assumed form.

MONSTER COHORTS AND THE LEADERSHIP FEAT

Chapter 2 of the *DUNGEON MASTER'S Guide* describes the Leadership feat, which enables characters to attract loyal companions and devoted followers. A character can develop a cohort to accompany him on his adventures. There, Table 2–25 provides this cohort's level, as determined by the primary character's level, Charisma modifier, and a few special modifiers (Table 2–26 lists those).

In the *DUNGEON MASTER'S Guide*, Table 2–27 provides a few special cohorts along with their level equivalents, but you

need not limit yourself to a short list of thirteen monsters when any viable creature from the *Monster Manual* now has a starting ECL (see Appendix 2: Compiled Tables). The DM can work with players, if he or she approves this use of the Leadership feat, to generate a monster cohort. Refer to the cohort level provided by Table 2–25 and choose a monster with an equal or lesser starting ECL. Remember that regardless of his Leadership score, a character cannot attract a cohort whose level (or starting ECL, in this case) is equal to or higher than his own.

Prerequisite: Wis 17, Assume Supernatural Ability, ability to assume a new form magically.

Benefit: This feat functions like Assume Supernatural Ability, except that you do not take the -2 penalty on all attack rolls, saves, skill checks, and ability checks when using it.

Special: You can take this feat multiple times, but you cannot apply it more than once to the same special ability. Each time you take this feat, it applies to a different special ability.

IMPROVED FLYBY ATTACK [GENERAL]

You can attack on the wing with increased mobility.

Prerequisite: Fly speed, Dodge, Flyby Attack, Mobility.

Benefit: When flying, you can take a move action (including a dive) and another partial action at any point during the move. If this partial action is an attack, you incur no attacks of opportunity for moving through areas threatened by your target. You cannot take a second move action during a round when you make a flyby attack.

Normal: Without this feat, you can take a partial action either before or after your move. Even with the Flyby Attack feat, you incur attacks of opportunity for moving through areas threatened by the target of your flyby attack.

IMPROVED MULTIATTACK [MONSTROUS]

You are particularly adept at using all your natural weapons at once.

Prerequisite: Three natural weapons, Multiattack.

Benefit: The usual -5 penalty on attack rolls for secondary attacks does not apply to your secondary attacks with natural weapons. The damage bonus for such attacks is still only $1/2$ your Strength bonus, if any.

Normal: Without this feat, your secondary natural attacks take a -5 penalty (or a -2 penalty if you have the Multiattack feat).

IMPROVED MULTIWEAPON FIGHTING [MONSTROUS]

You are expert at fighting with a weapon in each of your three or more hands. You can make up to two attacks per round with each off-hand weapon.

Prerequisites: Dex 15, three arms, base attack bonus $+9$, Multidexterity, Multiweapon Fighting.

Benefit: In addition to the single extra attack you get each round with each off-hand weapon from Multiweapon Fighting, you get a second extra attack with each such weapon, albeit at a -5 penalty.

Normal: With only Multiweapon Fighting, you get only a single attack with each off-hand weapon.

Special: This feat replaces the Improved Two-Weapon Fighting feat for creatures with more than two arms.

IMPROVED SCENT [GENERAL]

You can detect and track creatures by smell at greater distances than normal.

Prerequisite: Scent ability.

Benefit: You can detect approaching enemies and sniff

out hidden foes within 60 feet. For strong scents, such as smoke or rotting garbage, double these ranges. Overpowering scents, such as skunk musk or troglodyte stench, can be detected at triple normal range.

Normal: Without this feat, you can detect creatures by smell only within 30 feet.

IMPROVED TURN RESISTANCE [MONSTROUS]

You have a better than normal chance to resist turning.

Prerequisites: Undead.

Benefit: You are less easily affected by clerics or paladins than you normally would be (see Turn and Rebuke Undead in Chapter 8 of the *Player's Handbook*). When resolving a turn, rebuke, command, or bolster attempt, add 4 to your character level (monster Hit Dice plus class levels) to determine your Hit Dice for turn, rebuke, command, and bolster attempts. For example, a 4 HD wight with this feat is treated as an 8 HD undead for the purpose of turn, rebuke, command, and bolster attempts, even though it is a 4 HD creature for any other purpose.

IMPROVED WEB [MONSTROUS]

You gain additional utility from your webs.

Prerequisite: Ability to create webs as an extraordinary ability at least twice per day.

Benefit: Add $+2$ to the DC to escape or burst your webs. You may take a full-round action to attack with your webs, and if you do so, you may attack one additional target per point of Dexterity bonus you have. No such target may be more than 10 feet from another target. Using this feat requires two of the daily uses of your web ability.

INURED TO ENERGY [GENERAL]

You can resist energy attacks more efficiently than normal.

Prerequisite: Resistance to the energy type you specify when taking the feat.

Benefit: Your existing resistance to one type of energy increases by 10. You can use this feat only to enhance existing resistances, not to gain resistance to a new type of energy. For example, a demon can increase its resistance to acid, cold, or fire, but it cannot gain sonic resistance with this feat.

Special: You can gain this feat multiple times. Its effects stack. Each time you take the feat, you can either apply it to another type of energy to which you already have resistance, or increase an existing resistance.

INVOLUNTARY RAGE [GENERAL]

Extreme pain drives you berserk.

Prerequisite: Con 20, Toughness.

Benefit: If you survive 50 points of damage from a single attack and make your Fortitude save (see Massive Damage in Chapter 8 of the *Player's Handbook*), on your next action you gain $+4$ to Strength, $+4$ to Constitution, and -2 to Armor Class. These adjustments last until the end of the combat, at which time you become fatigued. For details on being fatigued, see the Condition Summary in Chapter 3 of the *DUNGEON MASTER'S Guide*.

IRRESISTIBLE GAZE [MONSTROUS]

Your gaze attack is more potent than normal.

Prerequisite: Gaze attack.

Benefit: Add +2 to the DC of all saving throws against your gaze attack.

Special: The benefit of this feat stacks with the benefit provided by the Ability Focus feat (see above).

MIGHTY LEAPING [GENERAL]

You have developed your leg muscles and trained yourself to make mighty leaps.

Prerequisite: Str 21, Dodge, Mobility, Jump 9 ranks or a racial bonus on Jump checks.

Benefit: You gain a +10 competence bonus on Jump checks. If you intentionally jump down from a height, a successful Jump check (DC 15) lets you take damage as if you had fallen 20 feet less than you actually did.

Normal: Without this feat, a successful Jump check lets you take damage as if you had fallen 10 feet less than you actually did.

Special: A creature with this feat is not limited by its height when jumping.

MIGHTY ROAR [MONSTROUS]

You unsettle opponents with a dreadful roar as you attack.

Prerequisite: Animal or magical beast; Large size.

Benefit: Once per day, you can use this feat as a standard action. Your mighty roar affects every opponent within 30 feet of you that can hear your roar and has a character level lower than yours. An affected opponent must make a successful Will save (DC 10 + 1/2 your Hit Dice + your Cha modifier) to negate the effect. Failure means that opponent becomes shaken for 1d6 rounds. A shaken creature takes a 2 morale penalty on attack rolls, checks, and saving throws.

MULTIGRAB [MONSTROUS]

You can grapple enemies more firmly than normal with your natural attacks.

Prerequisite: Str 17, improved grab.

Benefit: When grappling an opponent with the part of your body that made the attack, you take only a 10 penalty on grapple checks to maintain the hold.

Normal: Without this feat, you take a 20 penalty on grapple checks to maintain a hold with the part of your body used to make the attack.

MULTITASKING [MONSTROUS]

You can perform different tasks with different limbs.

Prerequisite: Dex 15, Int 15, four or more arms, Improved Multiweapon Fighting, Multiattack, Multiweapon Fighting.

Benefit: If you have four or more arms, you can use each pair of arms to perform a distinct partial action. All such partial actions occur simultaneously. Thus, you could attack with one or two arms while using a magic item, reloading a crossbow, or casting a spell with two other arms.

MULTIVOICE [MONSTROUS]

If you have two or more heads, you can cast more spells than usual in a round.

Prerequisite: Dex 15, Int 15, two or more heads, Improved Two-Weapon Fighting, Multiattack, Quicken Spell, Two-Weapon Fighting.

Benefit: As a full-round action, you can cast one additional spell (or use a spell-like ability in combination with a spell or another spell-like ability) each round. Each spell used in this way must have a casting time of 1 action; a spell-like ability must also take no more than a standard action to use. Using this feat provokes an attack of opportunity. If your concentration is interrupted during this simultaneous casting or spell-like ability use, whether by taking damage or by some other means, a Concentration check is required for each spell or spell-like ability. Failing either Concentration check negates both spells or spell-like abilities.

You can also use one head to cast a spell or use a spell-like ability while another head activates a head-based special attack, such as a breath weapon or an eye ray.

Normal: Without this feat, you can cast only one spell per round and cannot combine spellcasting with other actions.

Special: You still cannot exceed the limit of one quickened spell per round (assuming you also have the Quicken Spell feat) when using this feat.

NARROWED GAZE [MONSTROUS]

Your gaze attack has a limited field of effect.

Prerequisite: Int 13, gaze attack.

Benefit: You may choose to limit your gaze attack to an active gaze. Doing so prevents you from accidentally affecting friends with your gaze.

Normal: A gaze attack functions constantly on all those within range, and it can also be used actively as an attack action.

PAIN MASTERY [GENERAL]

Injuries send you into a fury, increasing your physical power.

Prerequisite: Con 20, Toughness.

Benefit: You take damage normally, but every 50 points of damage you take (if you survive the attack) automatically increases your Strength by +2. This bonus lasts until the end of the encounter, after which you are exhausted. See the Condition Summary in Chapter 3 of the *DUNGEON MASTER's Guide* for the effects of being exhausted.

PEAK HOPPER [GENERAL]

You are adapted to a hilly or mountainous environment.

Prerequisite: Hill or mountain terrain type.

Benefit: Your alpine environment has made you more surefooted. You gain a +2 competence bonus on Balance and Climb checks.

PERVASIVE GAZE [MONSTROUS]

Your gaze attack is more effective than normal.

Prerequisite: Int 13, gaze special attack.

Benefit: A creature that averts its eyes has only a 25% chance to avoid the need for a saving throw against your gaze attack.

Normal: A creature that averts its eyes normally has a

50% chance to avoid die need for a saving throw against a gaze attack.

Special: This feat does not affect eye rays, such as those of a beholder.

PIERCING GAZE [MONSTROUS]

Your gaze attack has a greater range than normal.

Prerequisite: Cha 15, Int 13, gaze special attack, Irresistible Gaze.

Benefit: Because of the sheer force of your presence, you add 30 feet to the range of your gaze attack.

POISON IMMUNITY [MONSTROUS]

You can ignore the effects of poison.

Prerequisite: Poison special attack as an extraordinary ability, Poison Resistance.

Benefit: Your poisonous nature grants you immunity to poison attacks.

POISON RESISTANCE [MONSTROUS]

You can resist poison better than you otherwise could.

Prerequisite: Poison special attack as an extraordinary ability.

Benefit: Your poisonous nature grants you a greater than normal ability to withstand poison attacks. You gain a +2 competence bonus on your Fortitude saves to resist the effects of poison. If a creature of the same kind as you produces the poison, this bonus is +4 instead, assuming that you are not already immune to the poison of your own kind.

POWER DIVE [GENERAL]

You can fall upon an opponent from the sky.

Prerequisite: Str 15, fly speed (average maneuverability).

Benefit: When flying, you can dive and land on an opponent to deal additional damage. Using this feat is a standard action, and it can affect only creatures one or more size categories smaller than you. To use this feat, make an overrun attack, but the opponent cannot choose to avoid you. If you knock down the target, you may make an additional slam attack (at the usual +4 attack bonus against prone opponents). The attack deals the base damage given on the table below for your size category plus 1 1/2 times your Strength bonus (rounded down).

Size Category	Power Dive Base Damage
Fine	1d2
Diminutive	1d3
Tiny	1d4
Medium size	1d6
Large	1d8
Huge	2d6
Gargantuan	2d8
Colossal	4d6

Normal: Without this feat, you can attack with just one natural weapon and do not have a chance to knock down the opponent.

Special: If you fail in your overrun attempt and are tripped in turn, you are knocked down, and you deal the slam damage for the attack to yourself.

PREHENSILE TAIL [MONSTROUS]

You can use your tail to manipulate objects.

Prerequisite: Str 13, tail attack, Two-Weapon Fighting.

Benefit: You can use your tail as an extra "hand." It can grasp melee weapons and use them in combat, although the normal penalties for using an off-hand weapon apply. If you have two hands, your tail counts as a third hand for the purpose of the Multiweapon Fighting feat and all feats that use Multiweapon Fighting as a prerequisite.

You can also use your tail as a "hand" to assist in grapple checks and Climb checks. You gain a +2 competence bonus on all such checks.

QUICK CHANGE [GENERAL]

You can shift to an alternate form faster and more easily than you otherwise could.

Prerequisite: Dex 15, alternate form special quality.

Benefit: The time it takes for you to change forms is reduced as follows.

Normal	Reduces to
More than one round	Half as many rounds, rounded up
Full round action	Standard action
Standard action	Move equivalent action
Move equivalent action	Free action

This feat cannot reduce the time it takes to change forms to less than the time required for a free action.

QUICKEN SPELL-LIKE ABILITY [GENERAL]

You can use a spell-like ability with a moment's thought.

Prerequisite: Spell-like ability caster level 8th.

Benefit: Choose one of your spell-like abilities, subject to the restrictions described below. You can use that ability as a quickened spell-like ability three times per day (or less, if the ability is normally usable only once or twice per day).

QUICKEN SPELL-LIKE ABILITY

Spell Level	Caster Level to Quicken
0	8th
1st	10th
2nd	12th
3rd	14th
4th	16th
5th	18th
6th	20th
7th	
8th	
9th	

Using a quickened spell-like ability is a free action that does not provoke an attack of opportunity. You can perform another action—including the use of another spell-like ability—in the same round that you use a quickened spell-like ability. You may use only one quickened spell-like ability per round.

You can only select a spell-like ability duplicating a spell with a level less than or equal to one-half your caster level (round down), 4. See the table below. For example, a creature that uses its spell-like abilities as a 15th-level caster can

only quicken spell-like abilities duplicating spells of 3rd level or lower. In addition, a spell-like ability that duplicates a spell with a casting time greater than 1 full round cannot be quickened.

Normal: Normally the use of a spell-like ability requires a standard action and provokes an attack of opportunity unless noted otherwise.

Special: This feat can be taken multiple times. Each time it is taken, you can apply it to another one of your spell-like abilities.

RAPID BREATH [MONSTROUS]

You do not have to wait as long to reuse your breath weapon as you normally would.

Prerequisite: Breath weapon, Quicken Spell or Quicken Spell-Like Ability.

Benefit: The required interval between uses of your breath weapon is reduced by 1 round. For instance, a dragon with this feat can use its breath weapon once every 1d4 + 1 rounds instead of every 1d4 rounds. If the 1d4 + 1 result is 0, the dragon can breathe again in the following round (but not twice in the same round).

If the interval is a fixed period of time, such as once per hour, the interval is halved.

Special: If you have multiple heads with breath weapons, all your breath weapons use the new interval.

RENDING CONSTRICTION [MONSTROUS]

You can pull grappled enemies apart.

Prerequisite: Str 13, Dex 15, constrict ability, improved grab, Greater Multigrab, Multigrab, two constricting limbs.

Benefit: If you maintain a hold with more than one appendage on an opponent and are able to constrict, you can make an additional rend attack in the same round. This attack automatically deals double the base damage for a constrict attack, and the damage bonus is 1 1/2 times your Strength bonus. However, making this rend attack automatically releases the held creature on its next action. You must reestablish the hold to constrict again.

REVERBERATION [GENERAL]

Your sonic attack is more potent than normal.

Prerequisite: Sonic special attack.

Benefit: Add +2 to the DC of all saving throws against your sonic attack.

Special: If you have more than one form of sonic attack, you can take this feat multiple times. Each time, it applies to a different one of your sonic attacks.

ROLL WITH IT [GENERAL]

You are adept at lessening the effects of blows.

Prerequisite: Con 20, Toughness.

Benefit: You gain damage reduction 2/. This applies in addition to any damage reduction you have from other sources. Damage reduction cannot reduce damage you take to less than 0.

Special: You may take this feat multiple times.

SCRAMBLE [GENERAL]

Your slippery ways allow you to evade a damaging blow.

Prerequisite: Dex 15, Small size or smaller, improved evasion.

Benefit: The effects of this feat resemble those of the rogue's defensive roll, but you can use Scramble to avoid a potentially fatal attack entirely. Once per day, when you would be reduced to 0 hit points or less by damage in combat (from a weapon or other blow, not a spell or special ability), you can attempt to scramble out of the way. This requires a Reflex saving throw (DC 10 + damage dealt), if the save is successful, you avoid the damage entirely. You must be aware of the attack and able to react to it; you cannot use Scramble if you are denied your Dexterity bonus to Armor Class.

Special: Since you cannot normally make a saving throw to avoid the damage from a blow, improved evasion does not apply. That is, you cannot save twice against the same attack.

STAMP [MONSTROUS]

You can stamp the ground to crush and disrupt opponents.

Prerequisite: Huge size, feet, trample special attack.

Benefit: You may, as a full-round action, strike a solid surface with one of your limbs and create a shock wave that radiates out from your position and continues for a number of feet equal to 5 × your base creature's Hit Dice. Make a single unarmed attack roll. Every creature in the affected area compares its Balance check result to your attack roll result. Those who fail this opposed check are knocked down.

Special: Each structure and unattended object that is at least partially within the shock wave takes damage equal to 1d6 + your Strength bonus + the object's hardness (maximum 5).

SUPERNATURAL TRANSFORMATION [GENERAL]

You convert a spell-like ability to a supernatural ability.

Prerequisite: Innate spell-like ability.

Benefit: One of your innate spell-like abilities becomes a supernatural ability. It is no longer subject to spell resistance, though it can still be suppressed in an *antimagic field*. Using this ability does not provoke an attack of opportunity. The number of uses, if limited, does not change. The effective caster level equals your total Hit Dice or the effective caster level of the original ability, whichever is higher.

Special: You can gain this feat multiple times. Its effects do not stack. Each time you take it, it applies to a new spell-like ability.

SURROGATE SPELLCASTING [MONSTROUS]

You use substitute verbal and somatic components when casting spells.

Prerequisite: Wis 13, nonhumanoid or nonhumanlike form.

Benefit: You complete the verbal and somatic components of spells by substituting vocalizations and gestures appropriate to your shape. You must still have suitable

appendages and vocal organs. For example, a giant eagle could substitute screeches and waves of its talons for the normal verbal and somatic components of a spell. You can use any material component or focus that you can hold. This feat does not permit the use of magic items by a creature whose form could not ordinarily use them, and you do not gain the ability to speak if you cannot already.

SWAMP STALKER [GENERAL]

You are adapted to a marshy environment.

Prerequisite: Marsh terrain.

Benefit: You move easily through the sucking bogs and stagnant water of the swamps. You gain a +2 competence bonus on Swim checks and on Strength checks to break free of nets, webs, *entangle* spells, and similar hindrances. This feat does not grant a bonus on grapple checks.

THICK-SKINNED [MONSTROUS]

Your tough hide grants improved damage reduction.

Prerequisite: Damage reduction.

Benefit: Your existing damage reduction improves by 2, as indicated on the table below.

Existing DR	After Thick-Skinned
x/silver	x+2/silver
x/+1	x+2/+1
x/+2	x+2/+2
x/+3	x+2/+3
x/+4	x+2/+4

Special: You can gain this feat multiple times. Each time you take it, it improves your damage reduction by 2, up to a maximum of twice your original damage reduction.

THUNDERCLAP [GENERAL]

You create a cone of deafening sound by clapping two limbs together.

Prerequisite: Str 30, Improved Unarmed Strike, Power Attack.

Benefit: You may, as a full-round action, clap two of your limbs together and create a cone of sound that starts at your position and continues out for a number of feet equal to $5 \times$ your Hit Dice. A storm giant using this feat creates a cone 95 feet (5×19 Hit Dice) long. Creatures in the cone get a Fortitude save (DC $10 + 1/2$ your Hit Dice + your Con modifier) to resist the effect. Those who fail their save are deafened for the duration of the encounter. Those who fail their save by 5 or more are also knocked down. See the Condition Summary in Chapter 3 of the *DUNGEON MASTER'S Guide* for the results of being deafened and knocked down.

Special: This effect automatically extinguishes unprotected flames (candles, torches, and the like).

TREEFRIEND [GENERAL]

You are adapted to a forest environment.

Prerequisite: Forest terrain.

Benefit: You are completely at home in the forest. You gain a +2 competence bonus on Climb checks and on Survival checks to avoid becoming lost in the forest.

UNCANNY SCENT [GENERAL]

You can pinpoint scents at a greater distance.

Prerequisite: Scent ability, Improved Scent.

Benefit: You can pinpoint the location of a scent when within 20 feet.

Normal: You can pinpoint the location of a scent when within 5 feet.

VICIOUS WOUND [GENERAL]

Damage you deal causes wounds that bleed excessively.

Prerequisite: Expertise, wounding special attack.

Benefit: When using an attack that has a wounding special ability, the wounds you cause bleed for an additional +1 point of damage each round. For instance, a hit from a bar-bazu's glaive causes the victim to bleed for 3 points of damage each round, not 2.

VIRULENT POISON [MONSTROUS]

Your poison attack is more effective.

Prerequisite: Poison attack as an extraordinary ability.

Benefit: Add +2 to the DC for Fortitude saving throws against your poison attack.

WINGSTORM [MONSTROUS]

You can flatten targets with blasts of air from your wings.

Prerequisite: Str 13, fly speed 20 ft., Large size, Hover, Power Attack.

Benefit: As a full-round action, you can hover in place and use your wings to create a blast of air in a cylinder with a radius and maximum height based on your size.

The wind strength also depends on your size, as shown on the table below.

Size	Wind Effect	Radius	Max. Height
Large	Severe	10 feet	40 feet
Huge	Windstorm	20 feet	80 feet
Gargantuan	Hurricane	30 feet	100 feet
Colossal	Tornado	40 feet	120 feet

Because the blast of air only lasts for your turn, creatures ignore the checked effect unless they are airborne (in which case they are blown back $1d6 \times 5$ feet).

Special: You can use this feat for a full round instead of as a full-round action. If you do, the wind lasts until your next turn (and you can choose to continue the effect during your next turn). Anyone in or entering the cylinder is affected. Because you are producing a continuous blast of air, the checked effect works normally while the wind lasts (checked creatures cannot move forward against the force of the wind, or they are blown back $1d6 \times 5$ feet if airborne).

WINTER'S CHILD [GENERAL]

You are adapted to a cold environment.

Prerequisite: Cold terrain.

Benefit: As an arctic dweller, you are more hardy. The DC of your Fortitude save to avoid subdual damage from cold is reduced to 10 (see Cold Dangers in Chapter 3 of the *DUNGEON MASTER'S Guide*). In addition, you can make a saving throw each minute (DC 10, +1 for each previous check) to resist the effects of hypothermia in very cold water.

Creature-related armaments

Dreadful as the dragon's
the dragon's mouthBlood-Drinking
The dragon's mouth
The dragon's mouth
The dragon's mouthA dragon's mouth
The dragon's mouth
The dragon's mouth
The dragon's mouth

A dragon's mouth

Many monsters can use equipment designed for standard-race characters, as described in Chapter 7 of the *Player's Handbook*. In addition, certain monsters may be able—or may be required—to use some of the "monster equipment" presented in this chapter.

FINDING MONSTER EQUIPMENT

Creatures from the *Monster Manual* may make monster equipment, provided they have the appropriate skills and feats. A lucrative market exists for such equipment, for those brave enough, or foolish enough, to seek out customers. Such customers are not welcome in towns, so an enterprising manufacturer must go to them. Once he finds a customer, he must earn that customer's trust, negotiate with customers likely far more powerful than he is, and return to civilization.

Such artisans must generally keep their activities secret. Evil communities may approve of their efforts, but neutral and good communities are liable to severely punish those who traffic with monsters. Many such artisans prefer a mobile lifestyle, packing their smithies, workshops, and laboratories on wagons and constantly staying one step ahead of vengeful mobs.

For monsters, this equipment is no harder to get than the

equipment in the *Player's Handbook*. If they want to purchase one of these items, they can find a merchant or artisan willing to sell. Organized communities of monsters without their own artisans can expect regular visits from traveling merchants. An individual monster can visit such a place, put out word of its needs to the local merchants, and return to its lair to await delivery.

Players with monster characters can start with this equipment, provided their starting wealth allows it.

USING MONSTER EQUIPMENT IN YOUR CAMPAIGN

Monster equipment should not be assigned as random treasure. Occasionally, those that cannot use a particular item keep it as part of their trophies or collections, and for them it has value. For the most part, player characters should encounter the equipment in use, rather than lying in some treasure vault, because for them it has no real value (unless they intend to sell it to other monsters).

Monsters can "buy" equipment using the average value of their treasure (see Table 7-2: Treasure Values Per Encounter and Table 7-3: Average Treasure Results in the *DUNGEON MASTER'S*

Guide). You can roll randomly for remaining wealth using Table 7-4: Treasure in Chapter 7 of the *DUNGEON MASTER'S Guide*.

CHANGING WEAPON SIZE

Some opponents you encounter may wield weapons of different sizes than standard. As a weapon's size changes, so does its damage, weight, cost, range increment, and reach.

Size and Damage: As a weapon gets larger or smaller, the damage it deals changes. To calculate the damage a larger or smaller than normal weapon deals, first determine how many size categories it changes. A long sword (normally Medium-size, commonly used by Medium-size beings) in the hand of a Huge cloud giant is two size categories larger than normal. For each size category change, consult either Table 5-1 or Table 5-2, finding the weapon's original damage in the left column and reading across to the right to find its new damage.

A weapon can only decrease in size so far. Weapons that do less than 1 point of damage have no effect. Once a weapon only does 1 point of damage, it is not a weapon if it shrinks further.

Light and Heavy Crossbows: These weapons are exceptions to the damage figures on Table 5-1 and Table 5-2. See Table 5-3: Damage for Larger and Smaller Crossbows.

Size, Weight, and Cost: When a weapon increases in size, its weight increases by 50% for each category. So if a throwing axe (normally Small, weighing 4 pounds) increases to large, its weight increases to 9 pounds. Price increases by the same amount, so a Large throwing axe would cost 18 gp (instead of 8 gp for the Small version). Weight decreases by 25% per size category as a weapon decreases in size, so a throwing axe reduced to Tiny size has a weight of 3 pounds (instead of 4 pounds for the Small version). Cost also decreases at the 25% rate.

Size and Range: As ranged weapons change size, their range increment also changes. For each increase in size, the range goes up by 25%. Huge longbows, such as those wielded by ogre mages, have a range increment of 125 feet (instead of 100 feet for the Large version of the longbow). For each decrease in size, the range increment goes down by 25%; a Medium-size longbow has a range increment of 75 feet.

Size and Reach: For each size increase of a reach weapon, increase its reach by 5 feet. A Huge guisarme has a reach of 15 feet (instead of 10 feet for the Large version), for instance, while a Gargantuan guisarme has a reach of 20 feet. Decreasing the size of a reach weapon quickly makes

reach irrelevant. Having a reach of only 5 feet is normal for Medium-size and Small creatures. The important difference is that Tiny creatures using Small reach weapons can fight in melee as if they had 5 feet of reach, meaning they do not have to enter an opponent's area to attack.

THREE OR MORE HANDS

Chapter 8 of the *Player's Handbook* points out that when you deal damage with a weapon that you are wielding two-handed, you add 1 1/2 times your Strength bonus. The wielder of a light weapon does not get this higher Strength bonus when using the weapon two-handed (see Weapon Categories in Chapter 7 of the *Player's Handbook*).

Provided that a weapon is designed for more than two hands, each additional hand used increases the damage dealt with that weapon. Each hand used beyond the first adds 1/2 the wielder's Strength bonus to the damage. A creature wielding a Medium-size longsword with two hands adds 1 1/2 times its Strength bonus to the damage roll. A girallon wielding a Huge club with all four hands adds 2 1/2 times its Strength bonus to the damage roll.

Any weapon in the *Player's Handbook* can be lengthened, balanced, and otherwise designed and crafted for creatures with more than two hands. The determining factor is the relationship between the size of the wielder and the size of the user. Light weapons can never be designed for use with more than two hands. One-handed weapons can already be used with two hands, and can be designed for use with four hands. Two-handed weapons can be designed for use with up to eight hands. The cost is for a masterwork version of the weapon, and the wielder gains the benefits of using a masterwork weapon as well.

Weapons may change size, as outlined above. Apply the cost change for size before applying the additional cost for the masterwork version when designing larger or smaller weapons for creatures with more than two hands.

NEW USES FOR EXISTING SPECIAL ABILITIES

Animated: Shields with this special ability are ideal for creatures that lack the humanoid anatomy to wield them normally.

Dancing: Like animated shields, dancing weapons are ideal for creatures that lack the humanoid anatomy to wield them normally.

Ghost Touch: This special ability allows incorporeal

GHOST TOUCH EQUIPMENT

Just as magic armor, shields, and weapons can be imbued with the ghost touch special ability, so can rings, rods, staves, wands, wondrous items, and any permanent magic items. Once specially enchanted, these items can be picked up, moved, carried, or worn by incorporeal creatures at any time.

However, this process does not grant these magic items the ability to affect corporeal or incorporeal targets, other than whatever effect the item normally provides.

Caster Level: 9th; **Prerequisites:** Appropriate item creation feat for item type, *plane shift*; **Market Price:** Increase item cost by 10%.

TABLE 5–1: DAMAGE FOR LARGER WEAPONS

Original Damage	First Increase	Second Increase	Third Increase	Fourth Increase	Fifth Increase	Sixth Increase
1	1d2	1d3	1d4	1d6	1d8	2d6
1d2	1d3	1d4	1d6	1d8	2d6	3d6
1d3	1d4	1d6	1d8	2d6	3d6	4d6
1d4	1d8	1d8	2d6	3d6	4d6	6d6
1d6	1d8	2d6	3d6	4d6	6d6	8d6
2d4	2d6	3d6	4d6	6d6	8d6	12d6
1d8	2d6	3d6	4d6	6d6	8d6	12d6
1d10	2d8	3d8	4d8	6d8	8d8	12d8
1d12	3d6	4d6	6d6	8d6	10d6	16d6
1d20	4d6	6d6	8d6	12d6	16d6	24d6

creatures to hold and use items. Ghost touch items appear misty and translucent. Ghost touch armor and shields can be picked up, moved, and worn by incorporeal creatures. Incorporeal creatures gain the armor or shield's enhancement bonus against both corporeal and incorporeal attacks, and they can still pass freely through solid objects. Ghost touch weapons deal damage normally against incorporeal creatures, regardless of their bonuses (an incorporeal creature's 50% chance to avoid damage does not apply to ghost touch weapons). Further, they can be picked up and moved by incorporeal creatures at any time. Essentially, ghost touch weapons, armor, and shields count as either corporeal or incorporeal at any given time, whichever is more beneficial to the wielder.

WEAPONS

Chain, Barbed: This weapon is a length of four to six short, barbed iron bars connected by links of chain. Kytons often wield these weapons in place of their chain rakes and apply their dancing chains ability to them.

Chain Lash: This is a simple chain with weighted ends. It can be whirled quickly, striking with hard blows because of the weights. One end can also be swung out to entangle an opponent. Kytons often wield these weapons in place of their chain rakes and apply their dancing chains ability to them.

The chain lash can be used either as a double weapon or as a reach weapon. You can fight with it as if fighting with two weapons, incurring all the normal attack penalties as if using a one-handed weapon and a light weapon. In this

case, you can only strike at an adjacent opponent.

If you use the chain lash as a reach weapon, you can strike opponents 10 feet away with it. In addition, unlike other weapons with reach, you can use it against an adjacent foe. In this case, you can only use one end of the chain effectively; you cannot use it as a double weapon.

Because the chain lash can wrap around an enemy's leg or other limb, you can make trip attacks with it. If you are tripped during your own trip attempt, you can drop the chain lash to avoid being tripped.

When using a chain lash, you get a +2 bonus on your opposed attack roll when attempting to disarm an opponent (including the roll to avoid being disarmed if you fail to disarm your opponent).

You can use the Weapon Finesse feat to apply your Dexterity modifier instead of your Strength modifier to attack rolls with a chain lash.

Chatkcha: A chatkcha is a heavy crystalline throwing wedge favored by thri-kreen (see *Monster Manual II*).

Chuul Lasher: Some chuul manufacture these lashes to extend the reach of their own paralyzing tentacles. Using a lasher, a chuul can substitute a whip attack for one of its claw attacks. A successful strike with the whip attack does normal whip damage (1d2 points of subdual damage), and forces a Fortitude save against the chuul's paralysis ability.

Gythka: A gythka is a double-weapon favored by thri-kreen (see *Monster Manual II*). It is a pole arm with a blade at each end. You can fight with it as if fighting with two weapons, but if you do, you incur all the normal attack penalties associated with fighting with two weapons, as if

TABLE 5–2: DAMAGE FOR SMALLER WEAPONS

Original Damage	First Decrease	Second Decrease	Third Decrease	Fourth Decrease	Fifth Decrease	Sixth Decrease
1d2	1					
1d3	1d2	1				
1d4	1d3	1d2	1			
1d6	1d4	1d3	1d2	1		
2d4	1d6	1d4	1d3	1d2	1	
1d8	1d6	1d4	1d3	1d2	1	
1d10	1d8	1d6	1d4	1d3	1d2	1
1d12	1d10	1d8	1d6	1d4	1d3	1d2

TABLE 5–3: DAMAGE FOR LARGER AND SMALLER CROSSBOWS

Crossbow Type	Weapon Size								
	Fine	Diminutive	Tiny	Small	Medium-Size	Large	Huge	Gargantuan	Colossal
Light	1d2	1d3	1d4	1d6	1d8	2d6	3d6	4d6	6d6
Heavy	1d3	1d4	1d6	1d8	1d10	2d8	3d8	4d8	6d8

you were wielding a one-handed weapon and a light weapon (see *Attacking with Two Weapons* in Chapter 8 of the *Player's Handbook*). A creature using a double weapon in one hand, such as an ogre using an ore double axe, cannot use it as a double weapon. Thri-kreen (and other creatures with four or more arms) who learn the Multiweapon Fighting feat can wield two gythkas at once as double weapons because of their four arms.

Howler Javelin: Made from the quill of a howler, this weapon performs as a normal javelin with an additional function. An opponent hit by a howler javelin must make a Reflex save (DC 16) or have the javelin break off after lodging in his or her flesh. A lodged javelin imposes a 1 circumstance penalty on attacks; saves, and checks. Removing the javelin deals 1d6 additional points of damage. Howler javelins that hit a target cannot be recovered. Howler javelins that miss their target have a 50% chance of breaking on impact, rendering them useless. Since a howler javelin is not crafted for melee, all characters are treated as not proficient with it and thus take a 4 penalty on their melee attack rolls.

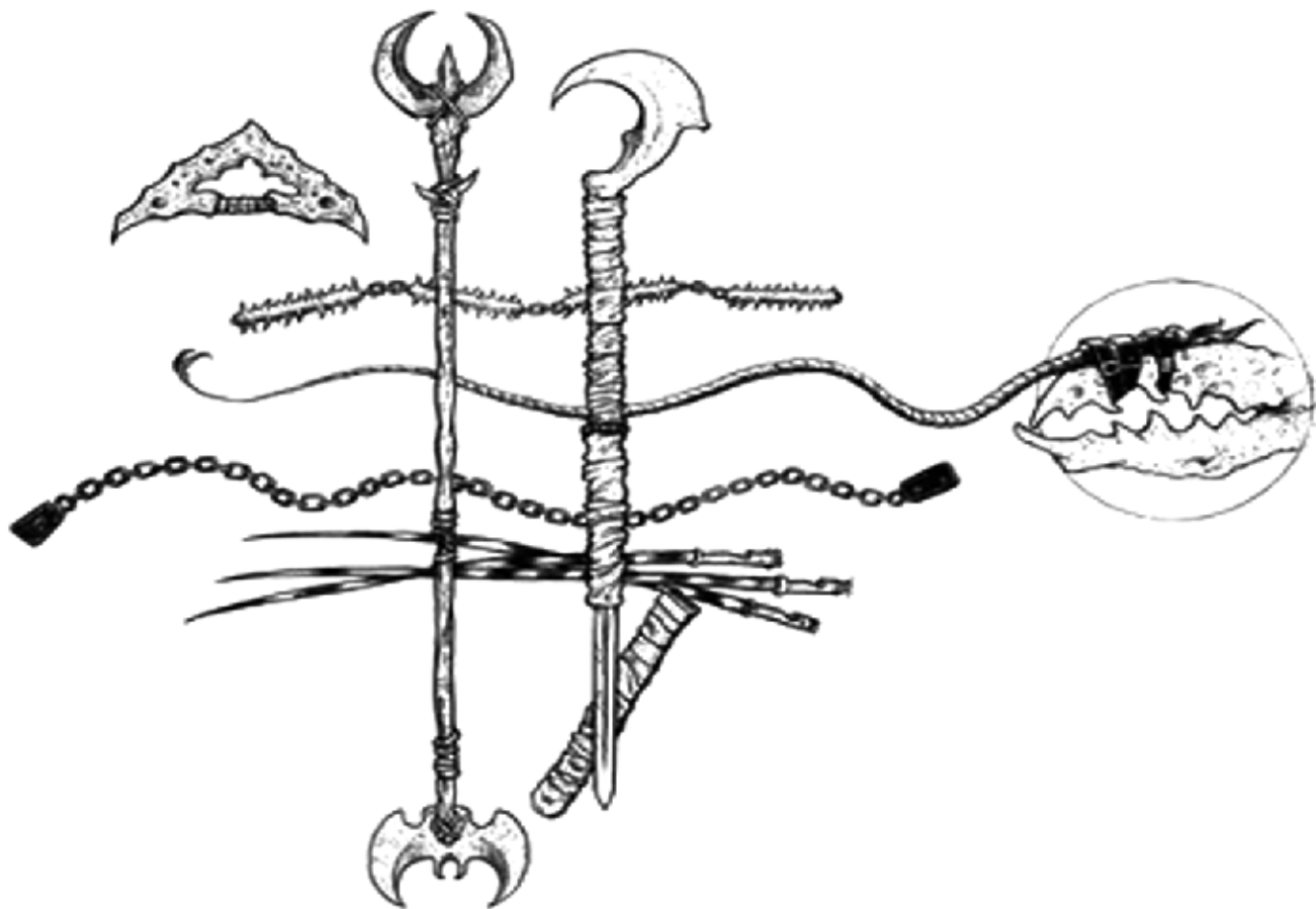
Notbora: This Huge exotic double weapon is made by desmodu (see *Monster Manual II*) and looks like a big quarterstaff with a crook at one end. A notbora has a hinge in the middle so that it can be folded for storage. The wielder can unfold the weapon and lock the hinge by pressing a hidden catch (a free action when drawing the notbora). The

notbora's straight end is actually a sheath that can be removed as a move-equivalent action to reveal a blade. The hooked end can be used to make trip attacks. A wielder who is tripped during his or her own trip attempt can drop the notbora to avoid being tripped.

Each end of the notbora deals 2d6 points of damage. The hooked end is a blunt weapon that deals double damage on a critical hit and threatens a critical hit on an attack roll of 20. With the sheath in place, the straight end functions the same way. With the sheath removed, the straight end is a slashing weapon that deals double damage on a critical hit and threatens a critical hit on an attack roll of 19 or 20.

Pincer Staff: The pincer staff is a kuo-toa pole arm designed to capture opponents with a minimum of harm. A wielder who hits a Small or Medium-size opponent with a pincer staff can immediately initiate a grapple (as a free action) without provoking an attack of opportunity (see *Grapple* in Chapter 8 of the *Player's Handbook*). In addition to the normal options available to a grappler, the wielder of a pincer staff can attempt to force his target to the ground (the equivalent of a trip attack, though no attack roll is necessary). The pincer staff is a reach weapon and cannot be used against adjacent opponents.

Salamander Spears: These all-metal versions of other spears are somewhat heavier and do more damage for their size than ordinary versions. They also conduct both heat



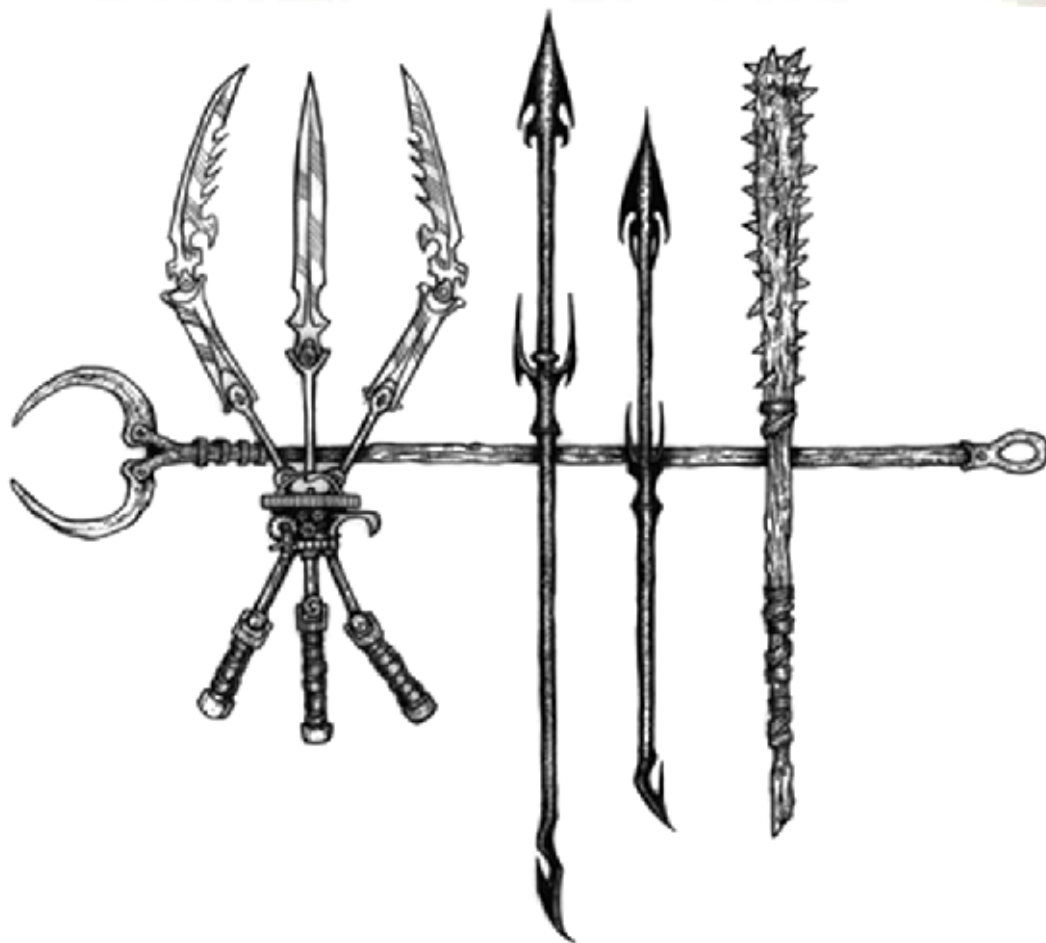


TABLE 5-4: WEAPONS
EXOTIC WEAPONS—MELEE

Weapon	Cost	Damage	Critical	Range Increment	Weight	Type
Medium size						
Chain, barbed	18 gp	2d6	×2		6 lb.	Bludgeoning and piercing
Tall blade	17 gp	1d8	19 20/×2		6 lb.	Slashing
Tail club	10 gp	1d8	×2		10 lb.	Bludgeoning and piercing
Large						
Chain lash ¹	5 gp	1d6/1d6	×2		5 lb.	Bludgeoning
Gythka	60 gp	1d8/1d8	×2		25 lb.	Slashing
Longspear, salamander ²	10 gp	2d6	×2		18 lb.	Piercing
Pincer staff ¹	8 gp	1d4	×2		8 lb.	Bludgeoning
Scissors sword ¹	100 gp	2d8	19 20/2		25 lb.	Slashing
Sharktooth staff ¹	20 gp	2d6	×3		10 lb.	Slashing
Snake chain ¹	5 gp	1d6/1d6	×2		5 lb.	Bludgeoning
Huge						
Notbora ¹	20	2d6/2d6	×2 or 19 20/×2		2 lb.	Bludgeoning and slashing

EXOTIC WEAPONS—RANGED

Weapon	Cost	Damage	Critical	Range Increment	Weight	Type
Small						
Chuul lasher	1 gp	1d2 ³	×2	15 ft. ⁴	2 lb.	Slashing
Medium size						
Chatkcha	1 gp	1d6	×2	20 ft.	3 lb.	Piercing
Howler javelin ¹	2 gp	1d6 ¹	×2	30 ft.	2 lb.	Piercing
Halfspear, salamander ²	2 gp	1d8	×3	10 ft.	6 lb.	Piercing
Large						
Shortspear, salamander ²	4 gp	2d6	×2	10 ft.	10 lb.	Piercing

¹ See weapon description for additional rules.

² See the halfspear or shortspear description in the *Player's Handbook* for additional rules.

³ This weapon does subdual damage only.

⁴ See the whip description in the *Player's Handbook* for additional rules.

and electricity, unlike the wood-hafted normal versions.

Scissors Sword: Designed for use by six-armed mariliths, this sword uses a complex, hinged arrangement of three blades and three hilts. A scissors sword requires six arms to use effectively. On a successful critical hit, a proficient wielder may choose to grapple the opponent with two of the blades (+2 to wielder's grapple check). If the grapple check is successful, the opponent is considered grappled and the wielder may automatically deal its points of damage against that grappled opponent in each round from the third blade. The wielder cannot attack other targets while using the grappling function.

Sharktooth Staff: This weapon is a pole arm designed to tear at the flesh of targets. A wielder who hits a Small or Medium-size opponent with a sharktooth staff does normal damage and can immediately initiate a grapple as a free action without provoking an attack of opportunity (see Grapple in Chapter 8 of the *Player's Handbook*). The wielder of a sharktooth staff may choose to deal normal damage for the weapon on subsequent rounds without making further attack rolls against the grappled victim.

Snake Chain: This chain is woven through a medusa's snakes, allowing her to make melee attacks with a reach weapon in addition to using her gaze attack or shortbow. A snake chain is a reach weapon. A medusa can strike opponents 10 feet away with the chain. In addition, unlike most other weapons with reach, she can use it against an adjacent foe.

Because the chain can wrap around an enemy's leg or other limb, the medusa can make trip attacks with it. If the medusa is tripped during her trip attempt, she cannot drop the chain to avoid being tripped.

When using a snake chain, a medusa gets a +2 bonus on her opposed attack roll when attempting to disarm an opponent (including the roll to avoid being disarmed if she fails to disarm her opponent).

A snake chain does not transmit the poison of the medusa's snakes. She may choose to attack with the snakes instead of with the snake chain; if so, normal rules and reach for the snakes apply.

Tail Blade: This weapon consists of a blade and the sheath and harness necessary to attach it to a creature's tail. The version presented here is for Medium-size creatures, such as lizardfolk. When using a tail blade, the creature may make a melee attack with it at its full attack bonus and no other attacks, or it can make a tail blade attack in addition to its other melee attacks. See Multiweapon Fighting and Multidexterity in the *Monster Manual* for resulting penalties to attack rolls.

Tail Club: This weapon consists of a club and the sheath and harness necessary to attach it to a creature's tail. The version presented is for Medium-size creatures, such as lizardfolk. When using a tail club, the creature may make a melee attack with it at its full attack bonus and no other attacks, or it can make a tail club attack in addition to its other melee attacks. See Multiweapon Fighting and Multidexterity in the *Monster Manual* for resulting penalties to attack rolls.

SPECIAL AND SUPERIOR ITEMS

Aboleth Mucus: An aboleth underwater surrounds itself with a viscous cloud of mucus roughly 1 foot thick. Occasionally this substance finds its way into marketplaces. Glass vials of the mucus can be thrown as grenadelike weapons. Any creature coming into contact with or inhaling this substance must succeed on a Fortitude save (DC 19) or lose the ability to breathe air for the next 3 hours (see the Suffocation sidebar in Chapter 3 of the *DUNGEON MASTER'S Guide*). There is no splash effect for aboleth mucus.

Breathing Mask: This desmodu-made (see Appendix 3: New Creatures) mask covers the user's whole face. It is fitted with goggles and a bag of an alchemical substance within that allows the wearer to breathe for up to 4 hours. With the mask on, the wearer can ignore the effects of noxious fumes and inhaled toxins. It even enables the wearer to function underwater or in an airless environment. A slightly different version (with the same cost and weight) allows water-breathers to function out of water.

The item consists of a masterwork leather mask with goggles (cost 50 gp) and the alchemical air supply, which costs 950 gp and can be manufactured with a successful Craft (alchemy) check (DC 20). A partially used air supply cannot be combined with another partially used one to get a fresh supply, but it can be discarded and replaced with a new supply.

Cable: Desmodu (see Appendix 3: New Creatures) make a metal cord that is thinner, stronger, and lighter than even silk rope. It is too thin for most creatures to climb easily (Climb DC 20), but desmodus using a cable can climb at their normal climb speed. The cable has a snap ring at each end so that it can be quickly attached to or detached from a piton, spike, grappling hook, or other item without a Use Rope check.

The cable has 10 hit points and hardness 5. It can be broken with a successful Strength check (DC 32). Its stiffness, however, imposes a -2 circumstance penalty on use Rope checks.

Cablespool: This desmodu (see Appendix 3: New Creatures) gadget carries 100 feet of cable (see above) in an enclosed reel. The reel is spring-wound and can pull in all 100 feet of cable in 1 round (pulling with a Strength score of 16). It can be set to reel or unreel the cable automatically as the user climbs, or to act as a brake, allowing the user to jump down 100 feet without harm.

Delver Slime: Delvers produce a mucuslike slime that contains a highly corrosive substance. The slime is particularly effective against stone. Glass vials of this substance occasionally appear in marketplaces, sold by enterprising dwarves who bribed delvers with gems. Vials of the slime can be thrown as grenadelike weapons. A successful hit deals 2d6 points of acid damage to organic creatures or objects. Against metallic creatures or objects, the delver's slime deals 4d8 points of acid damage, and against stony creatures (including earth elementals) or objects it deals 8d10 points of acid damage. All creatures within 5 feet of where the vial lands take 1d6 points of acid damage from



the splash, but objects within 5 feet are not affected.


Draw Arrow Poison: Draw arrow poison is an injury poison (Fortitude DC 17) that causes unconsciousness. After 1 minute, the injured creature must make a second Fortitude save (same DC) or remain unconscious for 2d4 hours.

Flash Tube: Ingenious alchemists figured out how to duplicate the effect of a gibbering moulder's spittle. Vials of this substance can be thrown as grenadelike weapons. The fluid within ignites on contact with the air, creating a blinding flash of light. All sighted creatures within 60 feet of where the vial lands must succeed on a Fortitude save (DC

13) or be blinded for 1d3 rounds. See the Condition Summary in Chapter 3 of the *DUNGEON MASTER'S Guide* for details on the effects of blindness.

A flash tube requires a Craft (alchemy) check (DC 20) to create.

Frostfire: This sticky, adhesive substance drains away heat when exposed to air or moisture. A flask of frostfire can be thrown as a grenadelike weapon with a range increment of 10 feet, and a direct hit deals 1d6 points of cold damage. The target can then attempt to scrape off or wash away the frostfire, if desired. If this does not occur, the target takes an additional 1d6 points of cold damage on the



round following the direct hit. Removing frostfire by scraping requires a successful Reflex saving throw (DC 15). Alternatively, the substance can be removed automatically by dousing it with at least a quart of an alcoholic or acidic solution (such as wine or vinegar). Either method requires a full-round action.

Frostfire requires a Craft (alchemy) check (DC 20) to create.

Harness: Desmodus (see Appendix 3: New Creatures) cannot wear belts because of the flaps of skin attached to their flanks. Instead, they wear harnesses that loop over their shoulders and between their legs. Straps crisscross the front and back of the desmodu's body to keep the harness from slipping off.

Each desmodu harness is fitted with rings, hooks, and ties for carrying weapons and equipment. A reinforced hook hangs near the waist for carrying a cables pool.

Sculptor's Slime: Another product of dwarf dealings with delvers, this slimy liquid softens stone. One flask allows a Craft (stonemasonry) check (DC 10) to shape up to 25 cubic feet of stone, as *stone shape* cast by a 15th-level druid.

Sculptor's slime requires a Craft (alchemy) check (DC 20) to create.

Spore Flask: No one knows who first persuaded a vrock to allow the bottling of its spores, or how it was persuaded. No doubt, the horrible tanar'ri delight in the idea of inflicting pain without even being present. A flask of vrock spores can be thrown as a grenadelike weapon. The spores automatically deal 1d8 points of damage to all creatures within 5 feet of where the flask lands. They then penetrate the skin and grow, dealing an additional 1d2 points of damage each round for 10 rounds. At the end of this time, the victim is covered with a tangle of vinelike growths. A *delay poison* spell stops the spores' growth for its duration. *Bless*, *neutralize poison*, or *remove disease* kills the spores, as does sprinkling the victim with a vial of holy water.

Sun Lantern: This is a bullseye lantern, but without any reservoir for oil. Instead, a sunrod may be inserted into a socket on one end. Once the sunrod is in place, a simple twist locks it there and activates it. A sun lantern provides light as a bullseye lantern, with the duration of a sunrod. Rules for bullseye lanterns and sunrods appear in Chapter 7 of the *Player's Handbook*. Any sunrod functions in a sun lantern.

TABLE 5–5: SPECIAL AND SUPERIOR ITEMS

Item	Cost	Weight
Aboleth mucus, vial	20 gp	1 lb.
Breathing mask	1,000 gp	5 lb.
Cable (50 ft.)	25 gp	2 lb.
Cables pool	125 gp	2 lb.
with cable	175 gp	6 lb.
Delver slime, vial	150 gp	1 lb.
Drow arrow poison, dose	120 gp	1/4 lb.
Flash tube	30 gp	1 lb.
Frostfire	40 gp	1 lb.
Harness	20 gp	2 lb.
Sculptor's slime, vial	750 gp	4 lb.
Spore flask	1,000 gp	1 lb.
Sun lantern	162 gp	3 lb.

MAGIC ARMOR

Kyton Armor: This +1 *mithral shirt* looks like an unraveling sweater because of the strips of chain hanging from the hem. Once per round the wearer may command one of the strips to activate for up to 5 rounds. When first made, this armor has five chain strips capable of animation, but combat may destroy some of them. The strips function like Small animated objects. The strips fight independently of the wearer and attack as +1 weapons. They do not attack any friend or ally of the wearer unless he commands them to do so. If no chains are left, the armor remains a +1 *mithral shirt*.

Animated Chain Strips (1 to 5): CR 1; Small construct; HD 1d10; hp 5; Init +1; Spd 0 ft.; AC 14, touch 12, flat-footed 13; Atk +2 melee (1d6+1, +1 *chain rake*); SQ construct traits; AL N; SV Fort +0, Ref +1, Will 5; Str 10, Dex 12, Con , Int , Wis 1, Cha 1.

Construct Traits: Immune to mind-affecting effects (charms, compulsions, phantasms, patterns, and morale effects), and to poison, *sleep*, paralysis, stunning, disease, death effects, necromantic effects, and any effect that requires a Fortitude save unless it also works on objects; cannot heal damage; not subject to critical hits, subdual damage, ability damage, ability drain, or energy drain; nor at risk of death from massive damage, but destroyed when reduced to 0 hit points or less; cannot be raised or resurrected; darkvision 60 ft.

When wearing this armor, a kyton cannot use its dancing chains ability with the animated chain strips. It can, however, use that ability with up to four other chain strips that can be hung from the hem. Weight: 25 lb.

Caster Level: 11th; **Prerequisites:** Craft Magic Arms and Armor, *animate object*; **Market Price:** 13,980 gp.

Serpent Armor: This +3 *leather armor* appears to be made from the skin of one or more big snakes. Though some claim serpent armor is made of naga hide, no one has proven it. In addition to its value as armor, serpent armor provides its wearer a +2 insight bonus on Reflex saving throws, and the wearer acts as if she had the Combat Reflexes feat.

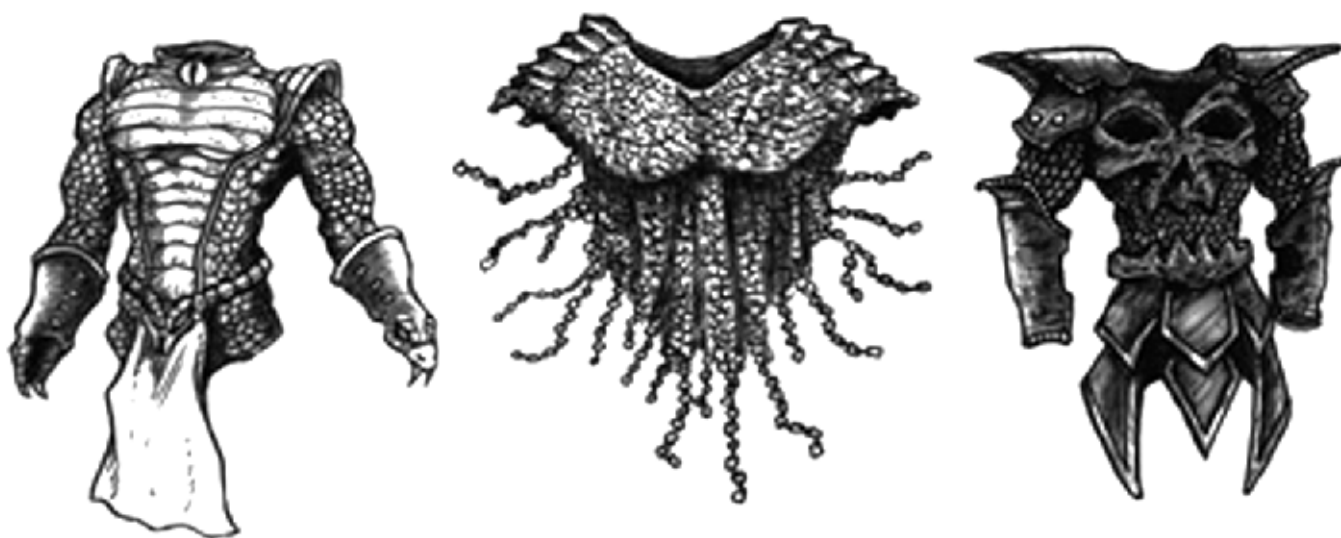
Caster Level: 9th; **Prerequisites:** Craft Magic Arms and Armor, *cat's grace*; **Market Price:** 21,660 gp. Weight: 15 lb.

Wight Armor: This +1 *shadow studded leather armor* gives the wearer darkvision to a range of 60 feet and the protection of *invisibility to undead* as if cast by a 5th-level cleric.

Caster Level: 6th; **Prerequisites:** Craft Magic Arms and Armor, *invisibility to undead*; **Market Price:** 26,175 gp. Weight: 20 lb.

MAGIC WEAPONS

Assassin Whip: This +1 *whip* appears to be a living vine of some sort, with leaves shaped like human hands and small clusters of fruit that resemble wild grapes. Gnarled and covered with brown, stringy bark, the *assassin whip* can be used as a normal whip, but twice a day the wielder can use it to make a ranged touch attack against a single



Medium-size or smaller target, causing grasses, weeds, bushes, and even trees to wrap, twist, and entwine about her, holding her fast. If no vegetation is in the area, the *assassin whip* causes vines to spring up from the ground. The entangling plants constrict their target, each round dealing 1d6+7 points of damage with a successful grapple check (the plants' grapple check modifier is +8).

An entangled creature takes a –2 penalty on attack rolls, takes a –4 penalty to Dexterity, and cannot move. An entangled character who attempts to cast a spell must make a Concentration check (DC 15) or lose the spell. She can break free by using a full-round action to make a Strength check or an Escape Artist check (DC 20). The entangle effect is independent of the whip, and the wielder can attack other targets after entangling someone.

Note: The DM may alter the effects of the whip somewhat, based on the nature of the entangling plants.

Caster Level: 3rd; **Prerequisites:** Craft Magic Arms and Armor plus *entangle* or *web*; **Market Price:** 11,021 gp.

Bag of Boulders: When found, this pouch holds 1d4 stones the size of sling bullets. (A newly created bag has four stones.) When thrown (range increment 10 feet), a stone from the *bag of boulders* instantly grows to 12 inches in diameter and deals 3d6 points of damage on a successful attack. If the attack misses, treat it as a grenadelike weapon. Once all four stones are thrown, the magic of the bag is gone.

Caster Level: 5th; **Prerequisites:** Craft Wondrous Item, *shrink item*; **Market Price:** 1,200 gp (new) or 300 gp per stone (partial bag); **Weight:** 1/2 lb. per stone.

Beast Claws: Usually found in a size that fits a Medium-size humanoid, this pair of +1 *spiked gauntlets* sports claws at the tips of the fingers. They allow the wearer to make claw attacks (1d4/×2 slashing damage for Medium-size characters; see Changing Weapon Size earlier in this chapter to adjust for wearers size).

If worn by a creature that already has a claw attack, *beast claws* have an enhancement bonus of +2 instead of +1. The creature does its normal claw damage while wearing *beast*

claws plus an additional 1d6 points of damage. Creatures of animal intelligence will usually not willingly wear coverings on their forelimbs.

Caster Level: 7th; **Prerequisites:** Craft Magic Arms and Armor, *polymorph self* or ability to *wild shape*; **Market Price:** 9,610 gp.

Blade of Wind: This +2 *dancing short sword* allows its wielder to fly, as the spell cast by a 6th-level wizard, for up to an hour per day, while holding the *blade of wind*. The time in flight need not be continuous. When wielded by a creature of the air subtype, the *blade of wind* changes its size in proportion to its wielder, remaining a light weapon. For example, a storm giant would wield it as a Large short sword. In addition, creatures of the air subtype gain a +4 enhancement bonus to Dexterity while wielding a *blade of wind*, and against creatures of the earth subtype the *blade of wind's* threat range and critical multiplier improve to 17–20/×3.

Caster Level: 6th; **Prerequisites:** Craft Magic Arms and Armor, *animate objects*, *fly*; **Market Price:** 97,510 gp.

Brimstone Hammer: When wielded by a fiendish or half-fiendish creature, this +2 *unholy warhammer* allows its wielder to smite good one additional time per day, provided the wielder uses the *brimstone hammer* for that attack.

Caster Level: 12th; **Prerequisites:** Craft Magic Arms and Armor, *unholy blight*, *divine power*, creator must be evil; **Market Price:** 45,812 gp.

Dwarf Crusher: Made by giants to destroy the works of their dwarf foes, this +2 *greatclub* has additional powers when wielded by creatures with high Strength scores and the Power Attack feat. Creatures with Strength of at least 25 who use Power Attack at the highest possible level (devoting their entire base attack bonus to damage) ignore the hardness of nonliving materials when wielding this hammer. Targeting an opponent's weapon, shield, or armor invites an attack of opportunity normally. Animated objects, constructs, and elementals (but not undead) do not get the benefit of natural armor against this weapon.



Caster Level: 6th; **Prerequisites:** Craft Magic Arms and Armor, *bull's strength*, creator must be a giant; **Market Price:** 26,305 gp.

Elf Breaker: This +1 morningstar has a special affinity for goblinoids. In the hands of a goblinoid, *elf breaker's* enhancement bonus increases to +2. In the hands of a goblinoid in combat with an elf or with a group that includes at least one elf, it grants the wielder a +4 enhancement bonus to Constitution for the duration of the encounter.

Caster Level: 6th; **Prerequisites:** Craft Magic Arms and Armor, *endurance*; **Market Price:** 26,305 gp.

Elf Edge: This +1 longsword has a special affinity for those of elven blood. In the hands of someone who has elven blood, it grants the wielder a +4 enhancement bonus to Dexterity.

Caster level: 6th; **Prerequisites:** Craft Magic Arms and Armor, *cat's grace*; **Market Price:** 18,315 gp.

Foe Reaver: Made by frost giants, this +1 greataxe has a pale blue sheen and proves a great surprise to those seeking to exploit frost giants' weakness. In the hands of a frost giant, this weapon grants its wielder fire resistance 20.

Caster Level: 5th; **Prerequisites:** Craft Magic Arms and Armor, *protection from elements*, creator must be a frost giant; **Market Price:** 18,320 gp.

Fishgutter: Weapons similar to this appear among many amphibious cultures, and from there have spread to fully aquatic ones. *Fishgutter* is a +2 scimitar that allows its wielder

to act as if under the influence of a *freedom of movement* spell cast by a 7th-level cleric.

Caster Level: 7th; **Prerequisites:** Craft Magic Arms and Armor, *freedom of movement*; **Market Price:** 64,315 gp.

Flame Reaver: This +1 flaming glaive, when wielded by creatures of the fire subtype, feeds off their natural energy and produces additional powers. On a critical hit, a *flame reaver* does normal critical damage, and in addition the opponent must make a Reflex save (DC 15) or catch on fire (see *Catching on Fire* in Chapter 3 of the *DUNGEON MASTER'S Guide*). Creatures of the fire subtype ignore this ignition effect if struck by a *flame reaver*.

Treat objects struck by a *flame reaver* as having half their usual hardness, because the extreme heat of the weapon causes the target to soften. Hardness does not lessen further if an object is struck multiple times.

Caster Level: 6th; **Prerequisites:** Craft Magic Arms and Armor plus *flame blade*, *flame strike*, or *fireball*; **Market Price:** 26,308 gp.

Flint Basher: This +2 greatclub allows its wielder to use *stone shape* as the spell cast by a 5th-level cleric, once per day, while holding a *flint basher*. In addition, creatures of the earth subtype gain a +4 enhancement bonus to Constitution while wielding a *flint basher*, and against creatures of the air subtype the *flint basher's* threat range and critical multiplier improve to 19 20/x3.

Caster Level: 6th; **Prerequisites:** Craft Magic Arms and Armor, *endurance*, *stone shape*; **Market Price:** 32,305 gp.

Gauntlet of Gruumsh: This single +1 *gauntlet* allows the wielder to make a melee touch attack and blind the target of the attack instead of doing damage. The target gets a Fortitude saving throw (DC 14) to negate the blinding effect.

Caster Level: 5th; **Prerequisites:** Craft Magic Arms and Armor, *blindness/deafness*; **Market Price:** 24,805 gp.

Ice Scythe: This weapon is a +1 *frost scythe*. When wielded by creatures of the cold subtype, it feeds off their natural energy and produces additional powers. On a critical hit, an *ice scythe* does normal critical damage, and the opponent must make a Will save (DC 14) or be affected as if by a *slow* spell cast by a 5th-level wizard. Creatures of the cold subtype ignore this *slow* effect if struck by an *ice scythe*.

Treat objects struck by an *ice scythe* as having half their usual hardness, because the extreme cold of the weapon causes the target to become unusually brittle. Hardness does not lessen further if an object is struck multiple times.

Caster Level: 6th; **Prerequisites:** Craft Magic Arms and Armor, *slow*, and *chill metal* or *ice storm*; **Market Price:** 26,318 gp.

Orc Razor: This +1 *falchion* has a special affinity for those of orc blood. In the hands of someone who has orc blood, it grants the wielder a +2 enhancement bonus to Dexterity and a +2 enhancement bonus to Constitution.

Caster level: 5th; **Prerequisites:** Craft Magic Arms and Armor, *cat's grace*, *endurance*; **Market Price:** 17,375 gp.

Pixie Arrows: Pixies sometimes employ arrows that deal no damage but can erase memory or put a creature to sleep.

Memory Loss: An opponent struck by the arrow must succeed on a Fortitude save (DC 15) or lose all memory. The subject retains skills, languages, and class abilities but forgets everything else until he or she receives a *heal* spell or memory restoration by means of *limited wish*, *wish*, or *miracle*.

Caster level: 11th; **Prerequisites:** Craft Magic Arms and Armor, *modify memory*; **Market Price:** 607 gp.

Sleep: Any opponent struck by the arrow, regardless of Hit Dice, must succeed on a Fortitude save (DC 15) or be affected as though by a *sleep* spell.


Caster Level: 1st; **Prerequisites:** Craft Magic Arms and Armor, *sleep*; **Market Price:** 107 gp.

Rogue Blade: This +2 *rapier* provides the effect of the *blink* spell as cast by a 6th-level wizard when wielded. Because *blink* denies opponents their Dexterity bonuses to Armor Class, a rogue wielding a *rogue blade* always gets to add her sneak attack damage (provided her opponent is susceptible to such).

Caster level: 6th; **Prerequisites:** Craft Magic Arms and Armor, *blink*; **Market Price:** 44,320 gp.

Rusting Club: This +1 *greatclub* allows the wielder to make a touch attack against an opponent's armor or weapon and deliver a *rusting grasp* spell as if cast by a 7th-level druid instead of normal damage. This effect can be used up to three times per day.

Any iron or iron alloy item a *rusting club* touches becomes instantaneously rusted, pitted, and worthless, effectively



destroyed. If the item is so large that it cannot fit within a 3-foot radius (such as a large iron door or the effect of a *wall of iron* spell), a 3-foot-radius volume of the metal is rusted and destroyed. Magic items made of metal are immune to this effect.

When using a *rusting club* in melee, the wielder can choose to make a melee touch attack. If successful, the attack instantaneously negates 1d6 points of Armor Class gained from metal armor (up to the maximum amount of protection the armor offered) through corrosion. For example, full plate armor (+8 AC) could be reduced to +7 or as low as +2 in protection, depending on the die roll. A metal weapon that is hit is destroyed. *Note:* Striking at an opponent's weapon provokes an attack of opportunity. In addition, you must touch the weapon and not the other way around.

Against ferrous creatures, a *rusting club* deals 3d6 points of damage +1 per caster level of the creator (maximum +15) on a successful attack.

Caster Level: 7th; **Prerequisites:** Craft Magic Arms and Armor, *rusting grasp*; **Market Price:** 35,905 gp.

Scaled Javelin: This +2 javelin gains the special abilities of distance and returning when used by creatures of the reptilian subtype.

Caster Level: 12th; **Prerequisites:** Craft Magic Arms and Armor, *clairaudience/clairvoyance*, *telekinesis*; **Market Price:** 26,301 gp.

Serrated Terror: Made by fire giants, this jagged +1 greatsword proves a great surprise to those seeking to exploit fire giants' weakness. In the hands of a fire giant, this weapon grants its wielder cold resistance 20.

Caster Level: 5th; **Prerequisites:** Craft Magic Arms and Armor, *protection from elements*, creator must be a fire giant; **Market Price:** 18,350 gp.

Skyspear: When wielded by a celestial or half-celestial creature, this +2 *holy longspear* allows its wielder to smite evil one additional time per day, provided the wielder uses the skyspear for that attack.


Caster Level: 12th; **Prerequisites:** Craft Magic Arms and Armor, *holy smite*, *divine power*, creator must be good; **Market Price:** 45,805 gp.

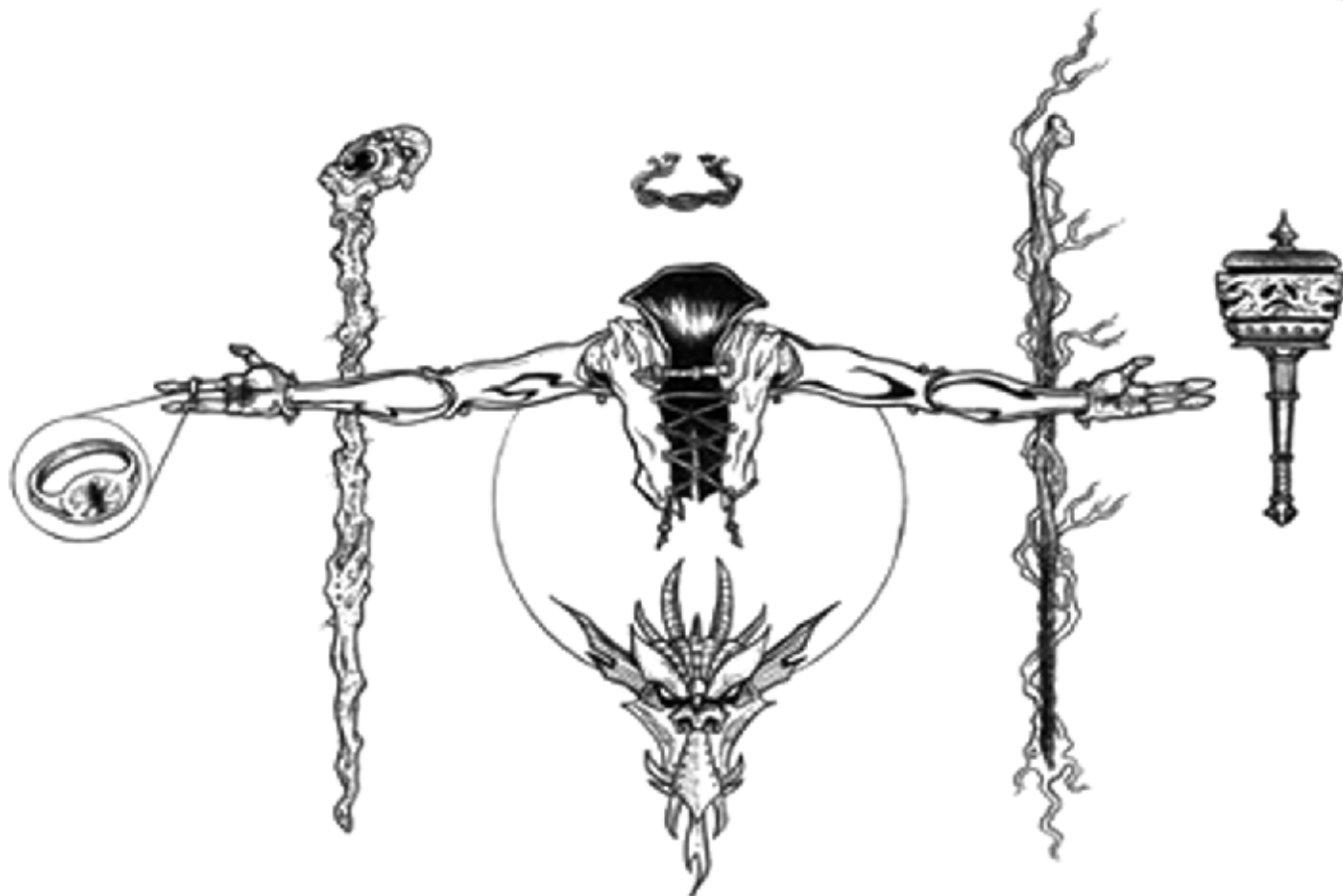
Staff of the Whip: This +1 *pincer staff* (see the description earlier in this chapter) has an additional function when wielded by a kuo-toa. As an attack action, the wielder may deliver 1d8+6 points of electrical damage (as a *shocking grasp* spell from a 6th-level caster) to a creature already grappled by the staff of the whip.

Caster Level: 6th; **Prerequisites:** Craft Magic Arms and Armor, *shocking grasp*; **Market Price:** 10,408 gp.

Storm Gauntlets: This pair of +1 *spiked gauntlets* grants electricity resistance 10 and has the following abilities:

Shocking Grasp: As the spell cast by a 9th-level wizard, save DC 13. This power uses 1 charge.





Lightning Bolt: As the spell cast by a 9th-level wizard, save DC 15. This power uses 2 charges.

Ball lightning: You create four 2-foot-diameter balls of concentrated electricity that shed light as candles and move under your control. A ball of lightning deals 2d6 points of electricity damage to anything it touches, including creatures that attack it or move through it. When you create the balls of lightning, you mentally program them to move as you desire, even around corners. Once programmed, a ball's orders cannot be changed. A ball can move up to 100 feet per round and flies with perfect maneuverability. When a ball of lightning strikes a creature, the ball stops and remains in place for the remainder of the spell's duration. A ball dissipates if the distance between you and it exceeds 190 feet. A ball can only "see" under the available light conditions (including the light the ball itself sheds).

For example, you could program one lightning ball to follow the left wall of a corridor and strike the first creature it "sees," another to follow the right wall and do the same, and the remainder to follow 5 feet behind you in a semicircle. The first two lightning balls would turn corners to remain following the walls, even if this took them out of your line of sight, and strike the first creature they "see," which would fulfill their program and leave them in their target's square.

A creature struck by a lightning ball or that touches one with a natural or melee weapon gets a Reflex saving throw

for half damage (DC 17). Damage from two balls resting in the same square stacks. A creature struck by multiple balls of lightning in a round (or entering a square with two lightning balls) gets a saving throw for each. A creature with spell resistance makes separate spell resistance checks against each lightning ball, with success meaning that particular ball cannot harm the creature. This power uses 4 charges.

Storm gauntlets have 50 charges when new. After the last charge is expended, *storm gauntlets* remain +1 *spiked gauntlets*.

Caster Level: 9th; **Prerequisites:** Craft Magic Arms and Armor plus *shocking grasp* or *lightning bolt*; **Market Price:** 52,360 gp.

Sword of the Schemer: This +2 *greatsword* grants its wielder a +4 enhancement bonus to Intelligence, and +2 enhancement bonuses to Wisdom and Charisma. The bonuses only apply when the owner wields the blade. Sheathing the sword or hanging it by a strap of some sort does not provide the bonuses.

Caster Level: 6th; **Prerequisites:** Craft Magic Arms and Armor; **Market Price:** 32,350 gp.

Wave Piercer: This +2 *trident* grants *freedom of movement* to its wielder if that individual has the aquatic subtype. When wielded by aquatic creatures against creatures of the fire subtype, a *wave piercer's* threat range and critical multiplier increase to 19/20/x3.

Caster Level: 7th; **Prerequisites:** Craft Magic Arms and Armor, *freedom of movement*; **Market Price:** 56,315 gp.

Whip of Webs: The wielder of this whip can use it as a +2 whip (see Chapter 7 of the *Player's Handbook* for details on and special rules concerning whips), or may make a ranged touch attack with it to wrap a target in a web of leather straps. An entangled character takes a –2 penalty on attack rolls and a –4 penalty to effective Dexterity. An entangled character can move at half speed but cannot run or charge. An entangled character who attempts to cast a spell must make a Concentration check (DC 15) or lose the spell. The wielder and the whip are not attached to the entangled character in any way and may attack other targets freely.

Caster Level: 6th; **Prerequisites:** Craft Magic Arms and Armor, *entangle* or *web*; **Market Price:** 10,301 gp.

RINGS

Ring of Growth: This ring allows the wearer to speak a command word and instantly grow in size, doubling its height and multiplying its weight by 8. This growth increases the creature's size category by one, which grants it a +4 size bonus to Strength, a –2 penalty to Dexterity (to a minimum of 1), and a +1 penalty on attack rolls and AC. The growth may also increase the wearer's natural reach and face (see Table 8–7 in the *Player's Handbook*). The ring can be employed once per day, and the effect lasts for 9 minutes (or less, if the wearer desires). The ring does not change the wearer's speed.

If insufficient room is available for the desired growth, the wearer attains the maximum possible size and may make a Strength check (using its increased Strength) to burst any enclosures in the process. If it fails, it is constrained without harm by the materials enclosing it—the ring cannot be used to crush a creature by growth.

All equipment worn or carried by the wearer is affected by the ring. A melee weapon enlarged by one size category deals more damage (as shown on Table 5–1). Magical properties of items are not affected by the growth. Any enlarged item that leaves the enlarged creature's possession (including a projectile or thrown weapon) instantly returns to its normal size. This means that thrown weapons deal their normal damage (projectiles deal damage based on the size of the weapon that fired them).

Multiple magical effects that increase size do not stack.

Caster Level: 9th; **Prerequisites:** Forge Ring, *animal growth*; **Market Price:** 18,000 gp.

Ring of Shrinking: This ring allows the wearer to speak a command word and instantly diminish in size, halving its height, length, and width and dividing its weight by 8. This reduction in size decreases the creature's size category by one, which grants it a +2 size bonus to Dexterity, a –4 penalty to Strength (to a minimum of 1), and a +1 bonus on attack rolls and AC. The change in size may also affect the wearer's natural reach and face (see Table 8–7 in the *Player's Handbook*). The ring can be employed once per day, and the effect lasts for 9 minutes (or less, if the wearer desires). The ring does not change the wearer's speed.

All equipment worn or carried by a creature is affected by the ring. A melee weapon reduced by one size category

deals less damage (as shown on Table 5–1). Magical properties of items are not affected by the reduction. Any reduced item that leaves the reduced creature's possession (including a projectile or thrown weapon) instantly returns to its normal size. This means that thrown weapons deal their normal damage (projectiles deal damage based on the size of the weapon that fired them).

Multiple magical effects that reduce size do not stack.

Caster Level: 9th; **Prerequisites:** Forge Ring, *reduce*; **Market Price:** 3,600 gp.

Ring of Wordtwisting: This ring grants a +2 insight bonus on Bluff, Diplomacy, and Sense Motive checks. If worn by someone of orc blood, the ring grants a +4 insight bonus on Bluff, Diplomacy, Intimidate, and Sense Motive checks, and the wielder acts as if the subject of a *tongues* spell cast by a 5th-level wizard.

Caster level: 5th; **Prerequisites:** Forge Ring, *tongues*; **Market Price:** 23,508 gp.

STAFFS

Staff of the Glutton: This +2/+2 *quarterstaff* appears to be made from melted flesh. At the top, a humanoid head bares its fangs and appears to melt down into the staff. On a critical hit, the fanged head at the end of the staff bites the victim for 1d8 points of damage in addition to the normal critical damage. In addition, the staff of the glutton has the following powers:

Acid fog, as an 11th-level wizard, on command (2 charges).

Summon swarm, as an 11th-level wizard, on command. The swarm lasts for 8 rounds and does not require concentration. The staff always summons vermin, so add +14 to the d20 roll to see which type of swarm appears (2 charges).

Caster Level: 11th; **Prerequisites:** Craft Staff, *acid fog*, *summon swarm*; **Market Price:** 58,200 gp.

Staff of the Lich: This +2/+1 *unholy quarterstaff* appears to be badly charred, but is in fact completely sound. It has the following powers, all as a 7th-level wizard, all on command:

Negative Energy Wave: The staff releases a silent burst of negative energy. It affects 7d6 HD worth of undead creatures. Those closest to it are affected first; among equidistant undead creatures, those with fewer Hit Dice are affected first. Undead creatures gain turn resistance of 1d4 + the wielder's Charisma modifier (minimum +1). The effect lasts 10 rounds (2 charges).

Negative Energy Burst: The staff releases a silent burst of negative energy from a point its wielder indicates. The point must be within 20 feet of the staff and its wielder. The energy deals 1d8+7 points of damage to living creatures in a 20-foot-radius burst. A successful Will save (DC 15) reduces damage by half. Since undead are powered by negative energy, this spell cures them of a like amount of damage, rather than harming them (2 charges).

Negative Energy Ray: A ray of negative energy projects from the tip of the staff. The wielder must succeed on a ranged touch attack with the ray to deal damage to a target. The ray deals 4d6 points of negative energy damage to a living creature. Since undead are powered by negative

energy, this spell cures them of a like amount of damage, rather than harming them (1 charge).

Caster Level: 7th; **Prerequisites:** Craft Staff, *negative energy protection*, *unholy blight*, creator must be evil; **Market Price:** 78,950 gp.

WONDROUS ITEMS

Arms of the Naga: These beautiful, silver arms hang from a harness made from top-grade leather. The arms are proportioned as if for a Medium-size humanoid. They have two "fingers" and an opposable "thumb" on each hand. The magic that gives life to the arms when worn duplicates the Strength and Dexterity of the character wearing them. In a stressful or demanding situation, such as combat, the wearer must make a Will save (DC 19) or take a 2 penalty on all attack rolls, saves, skill checks, and ability checks until the situation passes. Magic armor shifts to accommodate the new arms.

Arms of the naga do not allow additional attacks or the performance of several simultaneous physical tasks. They do not increase the wearer's reach. However, they do allow the wearer to use items designed for creatures with humanoid hands and arms.

If the wearer already has arms, *arms of the naga* allow the use of a two-handed weapon plus another piece of equipment. For instance, a wearer could wield a greatsword while still using a shield.

Arms of the naga have hardness 10 and 30 hit points each. A character cannot remove *arms of the naga* from an opponent by succeeding on a disarm attempt. The arms are donned or removed like medium armor and are subject to attacks that target armor, such as a bebelith's armor damage attack, but require no proficiency to use.

Caster level: 7th; **Prerequisites:** Craft Wondrous Item, *polymorph other*; **Market Price:** 56,000 gp. **Weight:** 8 lb.

Battling Wheel: An elaborately carved wooden drum set at one end of a intricately engraved rod made of the same material, the babbling wheel activates when the wielder spins the drum around the handle. The irregular noise emitted is a sonic, mind-affecting compulsion similar

to an allip's babble. All sane creatures within 30 feet of the babbling wheel must succeed on a Will save (DC 11) or be affected as though by a *hypnotism* spell for 2d4 rounds. Opponents who successfully save cannot be affected by the same babbling wheel for one day.

Caster Level: 1st; **Prerequisites:** Craft Wondrous Item, *hypnotism*; **Market Price:** 2,000 gp.

Circlet of Rest: Three interwoven rings make up this beautiful silver headband. When worn, it provides a +10 resistance bonus against *nightmare* and *dream casting* (see Chapter 6) and also makes the wearer immune to dream.

Caster Level: 9th; **Prerequisites:** Craft Wondrous Item, *dream*, *nightmare*, or *dream casting* (see Chapter 6: Spells); **Market Price:** 12,500 gp. **Weight:** .

Cloak of Charms: This cloak allows the wearer to cast *animal friendship*, *charm person or animal*, or *command plants* as a 15th-level druid. This cloak does not allow you to exceed the maximum number of animals befriended to you. Each ability can be used once per day.

Caster Level: 15th; **Prerequisites:** Craft Wondrous Item, *animal friendship*, *charm person or animal*, *command plants*; **Market Price:** 54,000 gp. **Weight:** 1 lb.

Cloak of Quills: This brown cloak has a layer of quills on the outside. The quills are 1 to 2 feet long and have bands of tan, black, and brown. When grappling, the wearer may thrash about, striking with 1d4 quills every time he or she makes a successful grapple check. An opponent hit by a quill attack must make a Reflex save (DC 16) or have the quill break off in his or her flesh. A lodged quill

imposes a 1 circumstance penalty on attacks, saves, and checks. Removing the quill deals 1d6 additional points of damage. A cloak has 5d6 quills when found; when it is donned, it grows 2d4 new quills every 24 hours until reaching the maximum of 30 quills. Because the quills rustle and rattle against each other, anyone wearing the cloak takes a 10 penalty on Move Silently checks.

Caster Level: 3rd; **Prerequisites:** Craft Wondrous Item; **Market Price:** 2,500 gp. **Weight:** 1 lb.



Cloaker Flute: This woodwind instrument is crafted to resemble the throat of a living creature. Rumor has it that a cloaker taught an evil bard how to make the first one. When played by a creature who has the Perform (flute) skill, a *cloaker flute* produces one of four effects (the user chooses the effect each time). Cloakers are immune to these sonic, mind-affecting attacks. Unless noted otherwise, creatures that successfully save against these effects cannot be affected by the same *cloaker flute* for one day. All saving throw DCs are equal to 10 + the user's ranks in Perform.

Fear: All those within a 30-foot spread must succeed on a Will save or flee in terror for 2 rounds.

Nausea: Everyone in a 30-foot cone must succeed on a Fortitude save or be overcome by nausea and weakness. Affected characters fall to the ground and are unable to take any actions, including defending themselves, for 1d4+1 rounds.

Slupor: A single creature within 30 feet of the *cloaker flute* must succeed on a Fortitude save or be affected as though by a *hold person* spell for 5 rounds. Even after a successful save, the creature remains vulnerable if the *cloaker flute* produces this effect again.

Unnerve: All within an 80-foot spread automatically take a 2 morale penalty on attack and damage rolls. Those forced to hear the sound for more than 6 consecutive rounds must succeed on a Will save or enter a trance, unable to attack or defend themselves until the sound stops. Even after a suc-

cessful save, they must repeat the save in each round thereafter that the sound continues.

Caster Level: 5th; **Prerequisites:** Craft Wondrous Item, *cause fear*, *hold person*, *stinking cloud*; **Market Price:** 27,225 gp. **Weight:** 3 lb.

Dragon Mask: This mask allows the wearer to see invisibility, as the spell cast by a 6th-level wizard. The mask functions automatically when donned, for as much as 1 hour per day. The time need not be continuous. When the mask is active, the wearer is not subject to a rogue's sneak attack unless the rogue is at least 10th level.

Caster Level: 6th; **Prerequisites:** Craft Wondrous Item, *see invisibility*; **Market Price:** 44,000 gp. **Weight:** 2 lb.

Fairy Gold: This is a bag containing dried leaves that, for 8 hours after it is found, appear to be d% gold coins. Fey creatures automatically see through the illusion, but all others must make Will saves when they interact with the bag of coins (DC 19).

Caster Level: 11th; **Prerequisites:** Craft Wondrous Item, *persistent image*, creator must be fey; **Market Price:** 4,950 gp. **Weight:** 2 lb.

Fingerbone Necklace: This crude necklace appears to be made from the fingerbones of humanoids strung on a leather thong. A goblin wearing this necklace gains a +2 competence bonus on Handle Animal and Ride (worg) checks, if the goblin does not have the Mounted Combat feat, it may fight as if it does while wearing the *fingerbone necklace*.



Caster Level: 3rd; **Prerequisites:** Craft Wondrous Item; **Market Price:** 7,620 gp. **Weight:** .

Gazeblind Goggles: These goggles have dark lenses that appear opaque until worn. Leather cups house the lenses and surround the wearer's eyes. Leather straps secure the cups and lenses to the wearer's head. When worn, the lenses appear clear to the wearer, and the cups do not block peripheral vision. The goggles block the wearer's gaze attacks.

Caster Level: 3rd; **Prerequisites:** Craft Wondrous Item; **Market Price:** 6,000 gp. **Weight:** .

Geas Acorn: Fey leave silver acorns like this one lying in the open for foolish and unwary people to pick up. In this way, the fey gain cheap labor. Once per day, when picked up, a *geas acorn* can place a *lesser geas* on the creature touching it unless that creature succeeds on a Will save (DC 16). The effect remains until the creature discharges one task set by the placer of the acorn, or until seven days pass, if the character remains in contact with the acorn after the effect ends, it is subject to the effect again unless it succeeds on another save. The acorn has no effect unless placed by a fey.

Caster level: 7th; **Prerequisites:** Craft Wondrous Item, *lesser geas*, creator must be fey; **Market Price:** 8,400 gp. **Weight:** .

Gloves of Man: These magic gloves provide humanoid fingers and thumbs for the wearer. Any creature may wear them, provided the creature has tentacles or paws over which to slip them. While wearing the gloves, the creature may manipulate items as if it had fully functional hands. The wearer can use her full Strength and Dexterity with her new "hands." Creatures with hands gain no benefit from the gloves, but creatures missing a thumb, a finger, or even an entire hand can use the gloves as a way to replace the loss.

Caster Level: 7th; **Prerequisites:** Craft Wondrous Item, *polymorph other*; **Market Price:** 42,000 gp. **Weight:** .

Grig Fiddle: Grigs are sprites known for lively fiddle music. When playing their fiddles, grigs force any non-sprite within 30 feet of the instrument to succeed on a Will save (DC 15) or be affected as though by *Otto's irresistible dance* as long as the playing continues. This is a sonic effect. Anyone capable of playing the instrument (which is of Diminutive size) can produce the effect.

Caster Level: 3rd; **Prerequisites:** Craft Wondrous Item, *Otto's irresistible dance*, creator must be a grig; **Market Price:** 14,400 gp. **Weight:** .

Hag Eye: Coveys of hags create these magic gems. A *hag eye* appears to be nothing more than a semiprecious stone, but a *gem of seeing* or other such effect reveals it as a disembodied eye. Often, a *hag eye* is worn as a ring, brooch, or other adornment. Any of the three hags who created the *hag eye* can see through it whenever they wish, so long as it is on the same plane as the hag. Destroying a *hag eye* deals 1d10 points of damage to each member of the covey and blinds the one who sustained the greatest damage for 24 hours.

Caster Level: 5th; **Prerequisites:** Craft Wondrous Item, *clairvoyance*, creators must be a covey of hags; **Market Price:** 22,500 gp. **Weight:** .

Heartstone: All night hags carry this periapt, which instantly cures any disease contracted by the holder. In

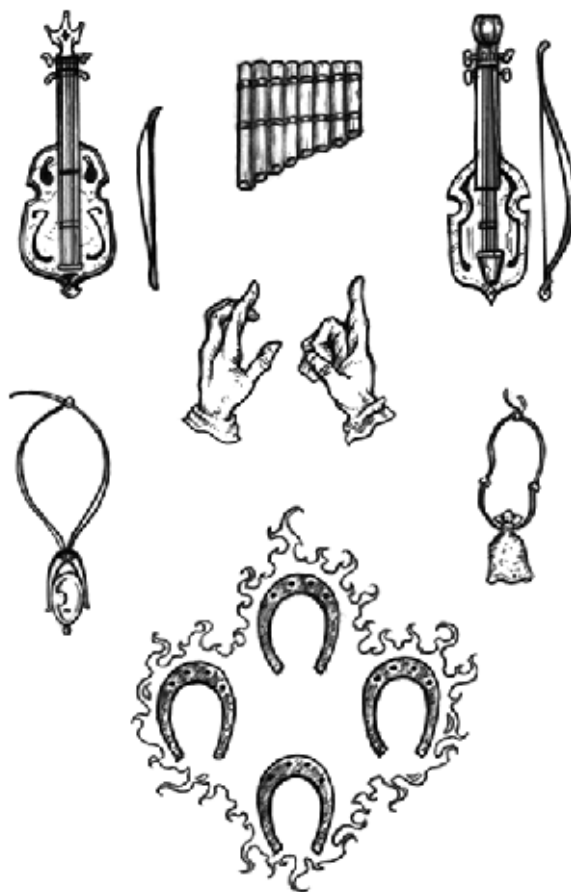
addition, a *heartstone* provides a +2 resistance bonus on all saving throws. A night hag that loses this charm can no longer use *etherealness* until it can manufacture another (which takes one month). Other creatures, including those of good alignments, can also benefit from the *heartstone's* powers, but the periapt shatters after ten uses and does not bestow *ctherealness*.

Caster Level: 3rd; **Prerequisites:** Craft Wondrous Item, creator must be a night hag; **Market Price:** 1,800 gp. **Weight:** .

Horseshoes of Flame: An ordinary horse wearing these horseshoes may transform up to three times per day, for up to 7 hours each time, into a creature resembling a nightmare. The transformation happens when the owner of the horseshoes speaks the command word. Another command word transforms the horse back to its normal form. Speaking the command is a free action, but the transformation takes a standard action. When transformed, the horse gains a fly speed of 90 feet (good), +1d4 points of fire damage on each successful hoof attack, +2 Dexterity, +10 Intelligence, and +6 Charisma. A blow from the transformed horse's hooves sets combustible materials alight.

Caster Level: 7th; **Prerequisites:** Craft Wondrous Item, *polymorph other*; **Market Price:** 30,240 gp. **Weight:** 2 lb. each.

Liquid Vortex: When a flask of this magical substance is poured into a pool of water or similar fluid, *liquid vortex*



creates a whirlpool similar to the vortex created by a Large water elemental. The vortex lasts for 4 rounds. It is 5 feet wide at the base, up to 30 feet wide at the top, and 10 to 40 feet tall depending on the depth of the pool. Pouring the contents of the flask into a pool of fluid less than 10 feet deep produces no effect.

Medium-size and smaller creatures might take damage when caught in the vortex and may be swept up by it. An affected creature must succeed on a Reflex save (DC 19) when it comes into contact with the vortex or take 2d6 points of damage. It must also succeed on a second Reflex save or be picked up bodily and held suspended in the powerful currents, automatically taking damage each round. A creature that can swim is allowed a Reflex save (DC 19) each round to escape the vortex. The creature still takes damage, but can leave if the save is successful.

If the vortex's base touches the bottom of the body of water, it creates a swirling cloud of debris. This cloud is centered wherever the wielder threw or poured the liquid and has a diameter equal to half the vortex's height. The cloud obscures all vision, including darkvision, beyond 5 feet. Creatures 5 feet away have one-half concealment, while those farther away have total concealment (see Concealment in Chapter 8 of the *Player's Handbook*). Those caught in the cloud must succeed on a Concentration check (DC 19) to cast a spell.

Caster Level: 11th; **Prerequisites:** Craft Wondrous Item, *summon monster VI*; **Market Price:** 3,300 gp. **Weight:** .

Mask of Fangs: Wearing this mask allows the owner to dominate and direct animals with simple commands such as "Attack," "Run," and "Fetch." Suicidal or self-destructive commands (including an order to attack a creature two or more size categories larger than the dominated animals) are simply ignored. The wearer may simultaneously dominate and direct up to 12 HD of animals.

The mask establishes a mental link between the wearer and the subject creatures. The creatures can be directed by silent mental command as long as they remain within 150 feet of the wearer. The wearer need not see the creatures to control them. The wearer does not receive direct sensory input from the creatures, but knows what they experience, and which one has which experience. Because the wearer directs the creatures with his own intelligence, the creatures may be able to undertake actions normally beyond their comprehension, such as manipulating objects with their paws and mouths. The wearer need not concentrate exclusively on controlling the creatures unless trying to direct them to do something they normally could not do.

Domination lasts for 6 rounds, after which the creatures return to their normal, uncontrolled behavior. They have no bond toward the wearer of the mask, but their attitude is friendly.

Caster Level: 5th; **Prerequisites:** Craft Wondrous Item, *dominate animal*; **Market Price:** 30,000 gp. **Weight:** 2 lb.

Master Fiddle: Sized for a Tiny creature, this exceptional fiddle produces beautiful music when played. In the hands of a grig, however, it replaces the normal effects of a grig fiddle with the bardic music abilities inspire courage,

countersong, fascinate, suggestion, or inspire greatness as if it were being played by a 9th-level bard. See the bard class features in Chapter 3 of the *Player's Handbook* for descriptions of bardic music.

Caster Level: 9th; **Prerequisites:** Craft Wondrous Item, creator must be a bard or a grig; **Market Price:** 18,000 gp. **Weight:** .

Necklace of Natural Weapons: The enhancement bonuses on this necklace are applied to attack and damage rolls involving one or more of the wearer's natural weapons. In addition, any weapon special quality may be applied to this necklace, and the quality then applies to those natural weapons as well. For instance, a +1 *throwing returning necklace of natural weapons* would apply its enhancement bonus and the throwing and returning special abilities to one or more of the wearer's natural weapons.

Caster Level: 3rd; **Prerequisites:** Craft Wondrous Item, Craft Magic Arms and Armor; **Market Price:** 600 gp, plus the cost of the enhancement bonuses, multiplied by the number of natural weapons affected. A +1 *necklace of natural weapons* that affects one natural weapon costs 2,600 gp; if the same necklace affects six natural weapons, it costs 15,600 gp. **Weight:** .

Render Bait: This amulet causes a gray render within 50 feet to regard the wearer as a trusted friend and ally, as if its attitude were helpful, unless it succeeds on a Will save (DC 19). This is a mind-affecting charm effect. Some renders develop a bond with the wearer, as described in their *Monster Manual* entry. The wearer may bond with a number of renders that fail their save equal to his Charisma bonus (if any). They remain fairly close to the wearer, leaving only to hunt for food and find water. Once per day each affected gray render brings the wearer an offering of enough meat to feed a Medium-size humanoid for one day.

Caster Level: 11th; **Prerequisites:** Craft Wondrous Item, *charm monster*; **Market Price:** 35,640 gp. **Weight:** .

Satyr Pipes: Any creature with the appropriate Perform (pan pipes) skill can play these beautiful pan pipes. In the hands of a satyr, however, the pipes can produce the performer's choice of three magical effects. When the pipes are played, all creatures within a 60-foot spread (except satyrs) must succeed on a Will save (DC 14) or be affected by *charm person*, *sleep*, or *fear*, as the spells cast by a 10th-level sorcerer (the satyr chooses the tune and its effect). A creature that successfully saves against any of the pipes' effects cannot be affected by the same set of pipes again for one day. A satyr often uses its pipes to charm and seduce especially comely women or to put a party of adventurers to sleep and then steal their valuables.

Caster Level: 5th; **Prerequisites:** Craft Wondrous Item, creator must be a satyr; **Market Price:** 3,000 gp. **Weight:** 3 lb.

Scentblinder: This small pouch comes suspended on a leather thong and is worn around the neck. While worn, a *scentblinder* masks the wearer's scent. This effect increases the DC to track the wearer by scent by +30. It also masks the effect of extraordinary, spell-like, and supernatural powers of the wearer based on scent, such as a troglodyte's stench.

Caster Level: 11th; **Prerequisites:** Craft Wondrous Item, *persistent image*; **Market Price:** 33,000 gp. **Weight:** .

The rules for magic presented in Chapter 10 of the *Player's Handbook* apply to monsters as well as standard-race characters. Monsters that can make somatic gestures and speak languages can cast all the spells that a humanoid spellcaster can, provided they have class levels that allow it. Monsters that cannot speak can cast any spell that has no verbal component (see the tables below) or any spell they can prepare with the metamagic feat Silent Spell.

MONSTERS AND SCHOOL SPECIALIZATION

Monsters without the ability to speak cannot cast spells with verbal components. Because many spells from the schools of Enchantment, Illusion, and Transmutation don't have verbal components, those schools are good choices for specialization by nonspeaking spellcasters, whereas the school of Conjuration, for example, is a poor choice because it has many spells with verbal components. Tables 6-1 and 6-2 summarize the arcane and divine spells from the *Player's Handbook* that have no verbal components.

VARIANT: LEARNING THESE SPELLS

Some of the spells in this chapter are clearly more useful to monster characters than to standard-race characters. Spell

TABLE 6-1:
ARCANE SPELLS WITHOUT VERBAL COMPONENTS

Level	School	Spell Name
Sor/Wiz 3	Trans	<i>gaseous form</i>
Brd 5, Sor/Wiz 6	Illus	<i>mislead</i>
Brd 6, Sor/Wiz 6	Ench	<i>geas/quest</i>
Brd 6, Sor/Wiz 6	Illus	<i>permanent image</i>
		<i>programmed image</i>
Sor/Wiz 8	Trans	<i>etherealness</i>

TABLE 6-2:
DIVINE SPELLS WITHOUT VERBAL COMPONENTS

Level	School	Spell Name
Drd 1	Abjur	<i>invisibility to animals</i>
Air 3	Trans	<i>gaseous form</i>
Clr 2	Trans	<i>make whole</i>
Clr 6	Conj	<i>planar ally</i>
	Ench	<i>geas/quest</i>
	Trans	<i>etherealness</i>
Luck 6, Trickery 6	Illus	<i>mislead</i>
Clr 8, Healing 8	Conj	<i>mass heal</i>

flower, for instance, is more useful the more arms a character has. *Cloud wings* is only useful to characters and creatures that can already fly.

The DUNGEONS & DRAGONS game assumes that all spells published in official sources are available to all characters when they learn new spells. However, a DM may wish to keep the

spells in this book more under the control of monsters and monster characters, not because the spells are too powerful for standard-race characters but to reinforce their flavor. As a variant rule, the DM may require a standard-race character to obtain these spells only through contact with a monster willing to trade these spells or by doing research on them as if researching original spells. See the Learning New Spells variant and Researching Original Spells under Advancing levels in Chapter 2 of the *DUNGEON MASTER'S Guide* for guidelines and examples.

PERMANENCY AND SAVAGE SPECIES SPELLS

Here is how the spells in *Savage Species* interact with permanency. For more information, see the permanency spell description in Chapter 11 of the *Player's Handbook*.

You can make the following spells permanent in regard to yourself.

Spell	Spell Level	Minimum Level	XP Cost
<i>Extend tentacles</i>	Sor/Wiz 4	15th	2,000
<i>Fins to feet</i>	Sor/Wiz 2	11th	1,000

In addition to personal use, permanency can be used to make the following spells permanent on yourself, another creature, or an object (as appropriate).

Spell	Spell Level	Minimum Level	XP Cost
<i>Air breathing</i>	Sor/Wiz 3	13th	1,500
<i>Blindsight</i>	Sor/Wiz 2	11th	1,500
<i>Cloud wings</i>	Sor/Wiz 2	11th	1,000
<i>Fuse arms</i>	Sor/Wiz 3	13th	1,500
<i>Girallon's blessing</i>	Sor/Wiz 3	13th	1,500
<i>Improved blindsight</i>	Sor/Wiz 4	15th	2,500
<i>Improved enlarge</i>	Sor/Wiz 5	17th	2,500
<i>Improved reduce</i>	Sor/Wiz 5	17th	2,500
<i>Low light vision</i>	Sor/Wiz 1	9th	500
<i>Major resistance</i>	Sor/Wiz 2	11th	1,000
<i>Rapid burrowing</i>	Sor/Wiz 2	11th	1,000
<i>Scent</i>	Sor/Wiz 2	11th	1,000
<i>Superior resistance</i>	Sor/Wiz 5	17th	2,500
<i>Weapon of energy</i>	Sor/Wiz 4	15th	2,000
<i>Wings of the sea</i>	Sor/Wiz 2	11th	1,000

The following spells can be cast upon objects or areas only and rendered permanent.

Spell	Spell Level	Minimum Level	XP Cost
<i>Bridge of sound</i>	Sor/Wiz 3	13th	1,500
<i>Illusory pit</i>	Sor/Wiz 4	15th	2,000
<i>Wall of limbs</i>	Sor/Wiz 5	17th	2,500

Spells cast on other creatures, objects, or locations (not on you) are vulnerable to *dispel magic* as normal.

The DM may rule that you must research these applications of permanency. See Researching Original Spells in Chapter 2 of the *DUNGEON MASTER'S Guide*.

ASSASSIN SPELL

1ST-LEVEL ASSASSIN SPELL

Low-Light Vision. Subject gains low-light vision for 1 hr./level.



BARD SPELLS

2ND-LEVEL BARD SPELLS

Bridge of Sound. Invisible bridge spans gap of 10 ft./level.

Dissonant Chant. Concentration checks more difficult within area of spell.

Fox's Cunning. Subject gains 1d4+1 Int for 1 hr./level.

Major Resistance. Subject gains +3 on saving throws.

Sonorous Hum. Removes need to concentrate to maintain next spell cast.

Speak to Allies. Subjects can converse at distance without moving lips.

5TH-LEVEL BARD SPELLS

Cacophonic Burst. Noise deals 1d6/level sonic damage to all within area.

Greater Confusion. Makes subjects behave oddly for 1 min./level.

6TH-LEVEL BARD SPELL

Great Shout. Sonic energy deals damage, causes deafness.

CLERIC SPELLS

1ST-LEVEL CLERIC SPELL

Spell Flower. Hold the charge on one touch spell per forelimb.

2ND-LEVEL CLERIC SPELLS

Blood Wind. Subject uses natural weapon as thrown weapon.

Detect Water. Finds water within quarter-circle out to long range.

Fins to Feet. Transforms tails and fins into legs and feet.

Fox's Cunning. Subject gains 1d4+1 Int for 1 hr./level.

Inky Cloud. Obscures sight underwater beyond 5 ft.

Major Resistance. Subject gains +3 on saving throws.

Rapid Burrowing. +20 ft. to subject's burrow speed.

Wings of the Sea. +30 ft. to subject's swim speed.

3RD-LEVEL CLERIC SPELLS

Air Breathing. Subjects can breathe air freely.

Blindsight. Subject gains blindsight 30 ft. for 1 min./level

Bridge of Sound. Invisible bridge spans gap of 10 ft./level.

Fuse Arms. Multiple arms/tentacles become one pair of stronger limbs.

Girallon's Blessing. Subject gains one additional pair of arms per four levels.

Laogzed's Breath. Nauseating vapors within cone persist for 10 rounds.

Sonorous Hum. Removes need to concentrate to maintain next spell cast.

Sound lance. Sonic energy deals 1d6/level damage.

4TH-LEVEL CLERIC SPELLS

Earth Reaver. Eruption deals 5d6/level damage to all in area.

Extend Tentacles. +5 ft. to reach of tentacle attack.

Weapon of Energy. Weapon deals extra energy damage.

5TH-LEVEL CLERIC SPELLS

Crawling Darkness. Shroud of tentacles conceals and protects you.

Improved Blindsight. Subject gains Hindsight 60 ft. for 1 min./level.

Superior Resistance. Subject gains +6 on saving throws.

6TH-LEVEL CLERIC SPELLS

Awaken Undead. Mindless undead creatures gain Int.

Rejection. Creatures within cone can't approach you.

7TH-LEVEL CLERIC SPELLS

Holy Star. Mote of energy protects you, attacks foes.

Minor Servitor. Animated object does your bidding.

Undead Mask. Subject's type changes to undead.

8TH-LEVEL CLERIC SPELL

Spider Plague. Summons Huge monstrous spiders to fight for you.

9TH-LEVEL CLERIC SPELLS

Awaken Construct. Construct gains human intellect.

Incarnate Construct. Turns construct into living creature.

Vile Death. Undead creature gains fiendish template.

DRUID SPELLS

0-LEVEL DRUID SPELL

Dawn. Sleeping/unconscious creatures in area awaken.

1ST-LEVEL DRUID SPELLS

Camouflage. You gain +10 bonus on Hide checks.

Detect Water. Finds water within quarter-circle out to long range.

Lion's Charge. Subject can charge, then make full attack in same round.

Rapid Burrowing. +20 ft. to subject's burrow speed.

Wings of the Sea. +30 ft. to subject's swim speed.

2ND-LEVEL DRUID SPELLS

Blindsight. Subject gains blindsight 30 ft. for 1 min./level.

Buoyant Lifting. Water lifts creature 20 ft. above surface.

Major Resistance. Subject gains +3 on saving throws.

Scent. Subject gains scent ability.

3RD-LEVEL DRUID SPELLS

Air Breathing. Subjects can breathe air freely.

Countermoon. Prevents lycanthrope from changing form.

Embrace the Wild. You gain senses, other traits of chosen animal.

Jagged Tooth. Subject's natural weapon gains keen special ability.

4TH-LEVEL DRUID SPELL

Forestfold. You gain +20 bonus on Hide and Move Silently checks.

Improved Blindsight. Subject gains blindsight 60 ft. for 1 min./level.

5TH-LEVEL DRUID SPELL

Superior Resistance. Subject gains +6 on saving throws.

6TH-LEVEL DRUID SPELL

Plant Body. Subject's type changes to plant.

PALADIN SPELL

2ND-LEVEL PALADIN SPELL

Major Resistance. Subject gains +3 on saving throws.

RANGER SPELLS

1ST-LEVEL RANGER SPELLS

Camouflage. You gain +10 bonus on Hide checks.

Dawn. Sleeping/unconscious creatures in area awaken.

Detect Water. Finds water within quarter-circle out to long range.

Low-Light Vision. Subject gains low-light vision for 1 hr./level.

Wings of the Sea. +30 ft. to subject's swim speed.

2ND-LEVEL RANGER SPELLS

Rapid Burrowing. +20 ft. to subject's burrow speed.

Scent. Subject gains scent ability

3RD-LEVEL RANGER SPELLS

Embrace the Wild. You gain senses, other traits of chosen animal.

Forestfold. You gain +20 bonus on Hide and Move Silently checks.

Jagged Tooth. Subject's natural weapon gains keen special ability.

SORCERER AND WIZARD SPELLS

1ST-LEVEL SORCERER/WIZARD SPELLS

- Trans **Low-Light Vision.** Subject gains low-light vision for 1 hr./level.
Spell Flower. Hold the charge on one touch spell per forelimb.

2ND-LEVEL SORCERER/WIZARD SPELLS

- Abjur **Dissonant Chant.** Concentration checks more difficult within area of spell.
Major Resistance. Subject gains +3 on saving throws.
 Conj **Inky Cloud.** Obscures sight underwater beyond 5 ft.
 Div **Detect Water.** Finds water within quarter-circle out to long range.
 Evoc **Blood Wind.** Subject uses natural weapon as thrown weapon.
 Necro **Desiccating Bubble.** Globe of air damages by evaporating moisture from target.
 Trans **Blindsight.** Subject gains blindsight 30 ft. for 1 min./level.
Cloud Wings. +30 ft. to subject's fly speed.
Fins to Feet. Transforms tails and fins into legs and feet.
Fox's Cunning. Subject gains 1d4+1 Int for 1 hr./level.
Lion's Charge. Subject can charge, then make full attack in same round.
Rapid Burrowing. +20 ft. to subject's burrow speed.
Scent. Subject gains scent ability.
Speak to Allies. Subjects can converse at distance without moving lips.
Wings of the Sea. +30 ft. to subject's swim speed.

3RD-LEVEL SORCERER/WIZARD SPELLS

- Conj **Bridge of Sound.** Invisible bridge spans gap of 10 ft./level.
Laogzed's Breath. Nauseating vapors within cone persist for 10 rounds.
 Evoc **Hailstones.** Frigid globes deal 5d6 cold damage.
Sonorous Hum. Removes need to concentrate to maintain next spell cast.
Sound Lance. Sonic energy deals 1d6/level damage.
 Trans **Air Breathing.** Subjects can breathe air freely.
Fuse Arms. Multiple arms/tentacles become one pair of stronger limbs.
Girallon's Blessing. Subject gains one additional pair of arms per four levels.

4TH-LEVEL SORCERER/WIZARD SPELLS

- Illus **Illusory Pit.** Creates illusion of 20-ft.-deep pit.
 Trans **Earth Reaver.** Eruption deals 5d6/level damage to all in area.

- Extend Tentacles.** +5 ft. to reach of tentacle attack.
Improved Blindsight. Subject gains blindsight 60 ft. for 1 min./level.
Weapon of Energy. Weapon deals extra energy damage.

5TH-LEVEL SORCERER/WIZARD SPELLS

- Abjur **Superior Resistance.** Subject gains +6 on saving throws.
 Evoc **Cacophonic Burst.** Noise deals 1d6/level sonic damage to all within area.
Wall of Limbs. Whirling limbs deal 1d6/level bludgeoning damage.
 Trans **Improved Enlarge.** Subject remains enlarged for 10 min./level.
Improved Reduce. Subject remains reduced for 10 min./level.
Minor Servitor. Animated object does your bidding.

6TH-LEVEL SORCERER/WIZARD SPELLS

- Ench **Greater Confusion.** Makes subjects behave oddly for 1 min./level.
 Illus **Dream Casting.** Alter subject's dreams to produce desired effect.

7TH-LEVEL SORCERER/WIZARD SPELLS

- Conj **Vipergout.** Summons Medium-size vipers to fight for you.
 Necro **Awaken Undead.** Mindless undead creatures gain Int.
 Trans **Stone Body.** Your body becomes living stone.

8TH-LEVEL SORCERER/WIZARD SPELLS

- Evoc **Great Shout.** Sonic energy deals damage, causes deafness.
 Illus **Stalking Spell.** Subject hidden from sight, hearing, and scent.
 Necro **Skeletal Guard.** Create one skeleton/level with effective HD = your caster level.
 Trans **Flame Whips.** Your forelimbs deal 5d6 fire damage + 1/level.

9TH-LEVEL SORCERER/WIZARD SPELLS

- Abjur **Maw of Chaos.** Chaotic energy deals damage, impedes concentration.
 Conj **Vile Death.** Undead creature gains fiendish template.
 Trans **Awaken Construct.** Construct gains human intellect.
Incarnate Construct. Turns construct into living creature.

SPELL DESCRIPTIONS

These spell descriptions follow the format found in the *Player's Handbook* and are presented in alphabetical order.

AIR BREATHING

Transmutation

Level: Clr 3, Drd 3, Sor/Wiz 3**Components:** S, M/DF**Casting Time:** 1 action**Range:** Touch**Target:** Living creatures touched**Duration:** 2 hours/level (see text)**Saving Throw:** Will negates (harmless)**Spell Resistance:** Yes (harmless)

The transmuted creatures can breathe air freely. Divide the duration evenly among all the creatures you touch.

The spell does not make creatures unable to breathe water.

Air breathing dispels and counters *water breathing*.

Arcane Material Component: A short reed or piece of straw.

AWAKEN CONSTRUCT

Transmutation

Level: Clr 9, Sor/Wiz 9**Components:** V, S, M, XP**Casting Time:** 8 hours**Range:** Touch**Target:** One construct**Duration:** Instantaneous**Saving Throw:** Will negates (harmless)**Spell Resistance:** Yes (harmless)

This spell awakens a humanoid-shaped construct to humanlike sentience. The spell does not work on constructs that are only constructs temporarily (such as objects affected by an *animate objects* spell). The awakened creature is independent of both you and the being who originally made it, though it is initially friendly toward both you and its maker.

Material Component: The brain of a humanoid that has been dead less than 8 hours.

XP Cost: 5,000 XP.

AWAKEN UNDEAD

Necromancy [Evil]

Level: Clr 6, Sor/Wiz 7**Components:** V, S, M, XP**Casting Time:** 1 action**Range:** Close (25 ft. plus 5 ft./2 levels)

Targets: All mindless undead within a circle 25 ft. in radius plus 5 ft./2 levels

Duration: Permanent (D)**Saving Throw:** None (harmless)**Spell Resistance:** Yes (harmless)

This spell grants Intelligence to mindless undead such as skeletons and zombies. Undead with Intelligence scores are unaffected. Each mindless undead creature within the radius gains an Intelligence score of 1d8+4. A subject of the spell cannot gain a higher Intelligence than is typical for its original kind. A skeletal dog simply has Intelligence 2, while a skeletal orc uses the 1d6+4 die roll but can't have a score higher than 8.

Awakened undead do not regain any skills, feats, or extraordinary abilities they had in life, but they do gain skill points $([4 + \text{Int mod}] \times \text{HD})$ and feats (one for first Hit Die, one for each three HD thereafter) normally after being awakened.

Undead regain the armor and weapon proficiencies they had in life (assume the undead were formerly NPC warriors unless your DM specifies otherwise) and will don armor and take up weapons while obeying your commands. A zombie fighter can wear any armor and wield any simple or martial weapon, while a zombie warhorse can wear any armor.

Awakened undead gain a +2 profane bonus on their Will saving throws to resist being controlled.

Material Component: A humanoid fingerbone.

XP Cost: 200 XP.

BLINDSIGHT

Transmutation

Level: Clr 3, Drd 2, Sor/Wiz 2**Components:** V, S**Casting Time:** 1 action**Range:** Touch**Target:** Creature touched**Duration:** 1 minute/level**Saving Throw:** Will negates (harmless)**Spell Resistance:** Yes (harmless)

This spell grants the subject the blindsight ability out to a range of 30 feet. (For details, see Blindsight in Chapter 3 of the *DUNGEON MASTER'S Guide*.)

BLOOD WIND

Evocation

Level: Clr 2, Sor/Wiz 2**Components:** V, S**Casting Time:** 1 action**Range:** Close (25 ft. + 5 ft./2 caster levels)**Target:** A single creature with Intelligence of 4 or higher**Duration:** 1 round/level (D)**Saving Throw:** Will negates (harmless)**Spell Resistance:** Yes (harmless)

The subject may take a full attack action to use one of its natural weapons as if it were a thrown weapon with a 20-foot range increment. The subject may do so every round while the spell is in effect. The subject gestures with the natural weapon as if making a melee attack. The effect of this attack always emanates from the subject's location. The attack does not get a flanking bonus or help a combatant get one. The subject uses its highest melee attack bonus, and deals damage normally if it hits. All normal modifiers to ranged combat apply. If the subject has more than one natural weapon, it may choose which weapon to use during each round the spell is in effect.

BRIDGE OF SOUND

Conjuration (Creation) [Sonic]

Level: Brd 2, Clr 3, Sor/Wiz 3**Components:** V, S, DF**Casting Time:** 1 action**Range:** Close (25 ft. + 5 ft./2 levels)

Effect: One bridge of sound 5 ft. wide, 1 in. thick, and up to 10 ft./level long

Duration: Concentration plus 1 round/level**Saving Throw:** None**Spell Resistance:** Yes

You create a ribbonlike, weightless, unbreakable, invisible *bridge of sound*. The bridge must be anchored to solid objects at both ends, but otherwise can be at any angle. Like a *wall of force*, it must be continuous and unbroken when formed. It is typically used to cross a chasm or a hazardous space. Creatures can move on the *bridge of sound* without penalty, since it is no more slippery than a typical dungeon

floor. It is only a physical barrier to solid objects and has no effect on spells, line of sight, gaze attacks, ethereal creatures, or incorporeal creatures and objects.

The *bridge of sound* can support a maximum of 200 pounds per caster level. Creatures that cause the total weight on the *bridge of sound* to exceed this limit sink through the bridge as if it weren't there.

A *bridge of sound* is temporarily negated within the area of a silence spell, causing anything on it to fall. If the *silence* effect ends or is dispelled before the bridge's duration expires, the bridge is once again whole.

BUOYANT LIFTING

Evocation

Level: Drd 2

Components: V, S, DF

Casting Time: 1 action

Range: Medium (100 ft. + 10 ft./level)

Target: One willing swimming or floating creature or object (total weight up to 200 lb./level)

Duration: 10 minutes/level (D) (see text)

Saving Throw: None

Spell Resistance: No

You command the water supporting or surrounding a swimming or floating creature or object to rise and hold the creature above the surface of the water. An object so lifted may contain creatures or other objects (for example, a boat). The creature must be willing to be lifted in this manner, and an object must be unattended or possessed by a willing creature. The spell causes a smooth wave of water to rise under the subject and hold it 20 feet above the rest of the water's surface. If obstructions prevent the subject from being raised that high (such as being in a cave with a low ceiling), the wave lifts the subject until it touches the obstruction. The subject is otherwise resting at the top of this wave (rescuing it from drowning if it was a sinking air-breather) and can swim away under its own power or be moved by others (such as with a rope). If the subject is removed from the wave, it collapses gently and the spell ends.

CACOPHONIC BURST

Evocation [Sonic]

Level: Brd 5, Sor/Wiz 5

Components: V, S

Casting Time: 1 action

Range: Long (400 ft. + 40 ft./level)

Area: 20-ft.-radius burst

Duration: Instantaneous

Saving Throw: Reflex half

Spell Resistance: Yes

You cause a burst of low, discordant noise to erupt at the chosen location. It deals 1d6 points of sonic damage per caster level (maximum 15d6) to all creatures within the area.

Cacophonic burst cannot penetrate the area of a *silence* spell.

CAMOUFLAGE

Transmutation

Level: Drd 1, Rgr 1

Components: V, S

Casting Time: 1 action

Range: Personal

Target: You

Duration: 10 minutes/level

You change your coloring to match the environment surrounding you. The spell grants you a +10 circumstance bonus on your Hide checks.

CLOUD WINGS

Transmutation

Level: Sor/Wiz 2

Components: V, S

Casting Time: 1 action

Range: Tough

Target: Creature touched

Duration: 1 minute/level

Saving Throw: Fortitude negates (harmless)

Spell Resistance: Yes (harmless)

This spell increases the subject's fly speed by 30 feet. It has no effect on other modes of movement, nor does it allow the subject to fly if it cannot already do so.

COUNTERMOON

Abjuration

Level: Drd 3

Components: V, S, M

Casting Time: 1 action

Range: Close (25 ft. + 5 ft./2 levels)

Target: One lycanthrope

Duration: 12 hours

Saving Throw: Will negates (D)

Spell Resistance: Yes

This spell stops a lycanthrope from changing form, preventing both voluntary shapechanging via the alternate form ability and involuntary shapechanging because of lycanthropy. The subject retains whatever form he or she had when the spell was cast for the duration; even death does not cause reversion to normal form until the spell ends. Natural lycanthropes gain a +4 bonus on the saving throw against this spell.

Material Component: A hair, scale, or other cast-off item from the creature to be affected.

CRAWLING DARKNESS

Conjuration (Creation)

Level: Clr 5

Components: V, S, DF

Casting Time: 1 full round

Range: Personal

Target: You

Duration: 1 minute/level (D)

You bring into being a shroud of dark, writhing tentacles around your body. The tentacles do not interfere with your movement or spellcasting, but they provide you one-half concealment (20% miss chance) and totally hide your features. You get a +4 competence bonus on grapple checks, Climb checks, and Escape Artist checks.

Crawling darkness automatically protects you with a *feather fall* effect if you ever fall more than 3 feet and allows you to use *water walk* at will.

DAWN

Abjuration

Level: Drd 0, Rgr 1

Components: V

Casting Time: 1 action

Range: Personal

Target: All creatures within a 15-ft.-radius burst centered on you

Duration: Instantaneous

Saving Throw: Fortitude negates (harmless)

Spell Resistance: Yes

All sleeping creatures in the affected area awaken. Those who are unconscious because of subdual damage

wake up and become staggered (see Subdual Damage in Chapter 8 of the *Player's Handbook*). This spell does not affect dying creatures.

DESICCATING BUBBLE

Necromancy

Level: Sor/Wiz 2

Components: S, M/DF

Casting Time: 1 action

Range: Medium (100 ft. + 10 ft./level)

Effect: 3-ft.-radius sphere of air

Duration: 1 round/level

Saving Throw: Reflex negates

Spell Resistance: Yes

A globe of supernaturally dry air rolls in whichever direction you point and engulfs those it strikes. It moves 30 feet per round and can leap up to 30 feet to strike a target. If it enters a space with a creature, it stops moving for the round and deals 2d4 points of damage as it evaporates moisture from the target. (The subject can negate this damage with a successful Reflex save.) Oozes, creatures composed of water (such as water elementals), and creatures with the aquatic subtype take 2d6 points of damage.

The bubble moves as long as you actively direct it (a move-equivalent action for you); otherwise, it merely stays at rest. The surface of the bubble has a spongy, yielding consistency (similar to that of a soap bubble, but not fragile and allowing objects to pass through it without affecting the spell) and so does not cause damage except by absorbing moisture. It cannot batter down large obstacles. The bubble winks out if it exceeds the spell's range.

Arcane Material Component: A tiny bag or bladder filled with air, and a sprinkle of dust.

DISSONANT CHANT

Abjuration [Sonic]

Level: Brd 2, Sor/Wiz 2

Components: V, S

Casting Time: 1 action

Range: Close (25 ft. + 5 ft./2 levels)

Area: 100-foot radius emanation

Duration: 1 round/level (D)

Saving Throw: None (see text)

Spell Resistance: Yes

You create a distracting and dissonant chant. Affected creatures that attempt spellcasting or other activities that require concentration must make Concentration checks (DC 18 + Int or Cha modifier, for wizards or sorcerers respectively) to succeed.

Activities that already require Concentration checks, such as casting defensively, have their DC increased by the save DC of this spell 10. For example, this spell cast by a wizard with 14 Intelligence would have a DC of 14; a cleric trying to cast *spiritual weapon* within the area would have to succeed on a Concentration check against DC 21 (15 + 2 for *spiritual weapon* spell level + 14 for *dissonant chant* save DC 10 = 21).

Creatures within the area gain a bonus on saving throws against language-dependent effects equal to this spell's DC 10.

While this spell does not allow a saving throw, the save DC for the spell is calculated normally (10 + spell level + Int or Cha modifier) to determine the modifier to the Concentration checks of those within the spell's area.

DREAM CASTING

Illusion (Phantasm) [Mind-Affecting] (see text)

Level: Sor/Wiz 6

Components: V, S

Casting Time: 1 hour

Range: Unlimited

Target: You and one dreamer

Duration: 1 day/level (see text)

Saving Throw: Will negates (harmless) and Will negates

Spell Resistance: Yes (harmless) and yes

As the *dream* spell, except as noted above; also, you can alter the sleeping person's dreams to produce a specific desired effect. The dreamer gets a Will saving throw to resist the additional effects of this spell; if he succeeds, the *dream casting* spell can only send a message in the manner of the *dream* spell. If the saving throw fails, you decide what additional effect the message carries.

Fear: Your image in the dream is surrounded by intimidating imagery and an aura of power. For the duration of the spell, any time the dreamer can see you or knows you are pres-

ent, he is shaken. This is a compulsion and fear effect.

Charm: Your image in the dream appears particularly helpful and kind. For the duration of the spell, the dreamer is under the effect of a *charm monster* spell. This is a charm effect.

Rage: Your image in the dream taunts and harasses the dreamer. For the duration of the spell, any time the dreamer can see you or knows you are present, he preferentially attacks you if in a combat situation. The dreamer gains a +2 morale bonus on saving throws, attack rolls, ability checks, skill checks, and weapon damage rolls while under this effect. This is a compulsion effect.

Harrow: Your image in the dream behaves in a bizarre and irrational manner. For the duration of the spell, the dreamer behaves in an unusual manner, gaining two random traits from Table 5-5: One Hundred Traits in the *DUNGEON MASTER'S Guide* (reroll any physical traits, such as baldness).

If the dreamer can see you or knows you are present, he acts bewildered.

EARTH REAVER

Transmutation [Fire]

Level:Clr 4, Sor/Wiz 4

Components: V, S

Casting Time: 1 action

Range: Medium (100 ft. + 10 ft./level)

Area: 20-ft.-radius spread, +10 ft./level

Duration: Instantaneous

Saving Throw: None

Spell Resistance: Yes

You point at a spot on the ground, and the earth at that point erupts in a shower of rock, dirt, and fire. Creatures and objects within the area take 7d6 points of damage; the damage is 4d6 impact and 3d6 fire. Those that fail the saving throw are knocked prone.

EMBRACE THE WILD

Transmutation

Level: Drd 3, Rgr 3

Components: V, F

Casting Time: 1 action

Range: Personal

Target: You

Duration: 10 minutes/level

This spell allows you to adopt the nature and some abilities of a wild animal. You retain your own form, but you gain the natural and extraordinary senses of the creature you choose, as well as its skill ranks (though these do not stack with any ranks you already have in the same skills), for the duration of the spell. Thus, depending on your choice of animal, you could gain blindsight, scent, and ranks in Listen, Spot, or other skills. *Embrace the wild* does not grant you the animal's natural attacks, methods of locomotion, feats, or non-sensory extraordinary abilities, such as trample or improved grab.

Focus: Hide, skin, or feathers of the selected animal, or an item or component of its lair. You must have obtained the focus from the animal yourself.

EXTEND TENTACLES

Transmutation
Level: Clr 4, Sor/Wiz 4
Components: V, M
Casting Time: 1 action
Range: Personal
Target: You
Duration: 1 round/level

Originally developed by medusas, this spell lengthens your tentacles, increasing the reach of your tentacle attacks by 5 feet. The tentacles attack as normal. This spell can also increase the length of a medusa's snakes so they may make normal attacks with a 10-foot reach, or they may start a grapple after a successful attack as if you had the improved grab ability. If the snakes get a successful hold, they can constrict on any following round for 1d3 points of damage plus your Strength modifier with a successful grapple check.

FINS TO FEET

Transmutation
Level: Clr 2, Sor/Wiz 2
Components: V, S
Casting Time: 1 minute
Range: Touch
Target: Creature touched
Duration: 10 minutes/level
Saving Throw: Fortitude negates (harmless)
Spell Resistance: Yes (harmless)

This spell transforms tails or finned extremities into humanoid legs and feet. Transformed Medium-size creatures have a land speed of 30 feet, Small and smaller creatures have a land speed of 20 feet, and Large and larger creatures have a land speed of 40 feet. This is a common spell among merfolk, naga, and tritons.

FLAME WHIPS

Transmutation
Level: Sor/Wiz 8
Components: V, S
Casting Time: 1 action
Range: Personal
Effect: Flaming whips
Duration: 1 round/level (D)
Saving Throw: Will negates (harmless)
Spell Resistance: Yes (harmless)

Your forelimbs transform into flaming whips. Attacks with these flaming whips replace any natural attacks you had with those limbs, and deal 5d6 points of fire damage +1 point per caster level (maximum +20) each.

While this spell is in effect, you may not cast spells with material components, nor may you carry items with your forelimbs. Any items worn on your forelimbs cease functioning while the spell is active.

FORESTFOLD

Transmutation
Level: Drd 4, Rgr 3

As *camouflage*, except as noted above and that you gain a +20 circumstance bonus on Hide and Move Silently checks.

FOX'S CUNNING

Transmutation
Level: Brd 2, Clr 2, Sor/Wiz 2
Components: V, S, M/DF
Casting Time: 1 action
Range: Touch
Target: Creature touched
Duration: 1 hour/level
Saving Throw: Will negates (harmless)
Spell Resistance: Yes (harmless)

The transmuted creature becomes smarter. The spell grants an enhancement bonus to Intelligence of 1d4+1

points, adding the usual benefits to Intelligence-related skills. Wizards who receive *fox's cunning* do not gain extra spells, but the save DCs for their spells increase.

Arcane Material Component: A few hairs, or a pinch of dung, from a fox.

FUSE ARMS

Transmutation
Level: Clr 3, Sor/Wiz 3
Components: V, S
Casting Time: 1 action
Range: Touch
Target: Creature with at least four arms or tentacles touched
Duration: 10 minutes/level
Saving Throw: Fortitude negates (harmless)
Spell Resistance: Yes (harmless)

You cause a creature's multiple arms or tentacles to fuse together into a single pair of stronger limbs. Only limbs that the creature can use as arms or grasping limbs are affected by the spell (so basilisks and monstrous centipedes, neither of which use their limbs to attack or manipulate objects, are unaffected).

For every set of limbs fused into the primary set of limbs, the creature gains +4 to Strength when using those fused limbs (affecting activities that would use those limbs, but not activities relying on its bite, legs, and so on). For example, a girallon under the effect of this spell would have one pair of arms and Strength 30 for the purpose of using those arms. A behir, which has three pairs of limbs that it can use as arms, would end up with one pair of arm-limbs with a +8 bonus to Strength for those arms (its six legs would be unaffected).

The loss of limbs reduces the number of attacks available to the subject.

GIRALLON'S BLESSING

Transmutation
Level: Clr 3, Sor/Wiz 3
Components: V, S, M
Casting Time: 1 action
Range: Touch
Target: Creature touched
Duration: 10 minutes/level
Saving Throw: Fortitude negates (harmless)
Spell Resistance: Yes (harmless)

You give the subject one additional pair of arms for every four caster levels. Each arm ends in a hand with fingers and an opposable thumb. The spell can create a maximum of five pairs of arms, but the size of the subject limits the number of pairs of additional arms it can have: one for Small, two for Medium-size, three for Large, or four for a Huge or larger creature. The creature's original arms (if any) are its primary arms, and all others are secondary limbs (if the subject had no arms, the arms created by the spell are its primary arms).

The new limbs can be confusing. In a stressful or demanding situation, such as combat, the subject must make a Will save (DC 19) or take a 2 penalty on all attack rolls, saves, skill checks, and ability checks until the situation passes. Nonmagical clothing or armor is destroyed by the transformation, but magic armor and clothing shifts to accommodate the new arms.

The additional arms do not allow additional attacks or several simultaneous physical tasks. They do not increase the subject's reach. However, they do allow the subject to use items designed for creatures with more than two arms, or to use a two-handed item and another piece of equipment. For instance, a subject could wield a greatsword while using a shield.

Material Component: A few strands of girallon hair.

HAILSTONES

Evocation [Cold]

Level: Sor/Wiz 3

Components: V, S, M

Casting Time: 1 action

Range: Medium (100 ft. + 10 ft./level)

Effect: One frigid globe/five levels

Duration: Instantaneous

Saving Throw: See text

Spell Resistance: Yes

You create frigid globes that strike your enemies. You must succeed on a ranged touch attack roll to hit. The hailstone deals 5d6 points of cold damage (Reflex save half). If you create extra frigid globes (at 10th level or

higher, to a maximum of four globes at 20th level), all globes must be aimed at enemies that are all within 30 feet of each other.

Material Component: A handful of crystal globes.

HOLY STAR

Abjuration

Level: Clr 7

Components: V, S

Casting Time: 1 action

Range: Personal

Effect: Protective star of energy

Duration: 1 round/level (D)

You create a glowing mote of energy that stays near your shoulder, providing light equal to a candle. It has three functions, and you can designate which function to activate as a free action on your turn.

Spell Turning: The *holy star* can turn 1d4+3 spell levels as the *spell turning* spell. Any spell levels turned are gone for the remainder of the spell (the *holy star* does not recover these spent levels every time you choose this function). If all spell levels are expended, this function no longer works, but the other functions still do.

Cover: The *holy star* gives you a +10 cover bonus to Armor Class without affecting your actions.

Fire Bolt: The *holy star* lashes out with a beam of energy as a ranged touch attack against a creature up to 90 feet away, dealing fire damage equal to 1d4+1 point per two caster levels (maximum +10).

ILLUSORY PIT

Illusion (Figment)

Level: Sor/Wiz 4

Components: V, S

Casting Time: 1 action

Range: Close (25 ft. + 5 ft./2 levels)

Effect: Image 10 ft. by 10 ft. by 20 ft.

Duration: Permanent

Saving Throw: Will disbelief (if interacted with)

Spell Resistance: No

This spell creates the illusion of a pit 10 feet square and 20 feet deep. It may be cast on a flat surface (such as a floor) or in an open space (such as on an actual pit to conceal its contents). It appears absolutely real

when viewed. If it is cast on a solid floor, objects dropped into the pit do not fall, instead resting in place on top of the pit as if levitating or as if the pit were covered with a *wall of force*. If it is cast in an open space, objects dropped into the pit appear to fall into it until they pass below the bottom of the spell's area (at which point they vanish) or come to rest on a solid object within the spell's area (at which point they appear to float within the pit). Detection abilities that do not require sight work normally on the pit, instantly revealing it to be illusory (for example, a creature with blindsight or a character feeling the ground with a pole would realize that there is no pit) or covered in some invisible way. Touching the illusion does not cause it to disappear. The bottom of the *illusory pit* may be bare, or it may contain metal spikes, a humanoid skeleton, filth, or any combination you desire, chosen at the casting of the spell.

IMPROVED BLINDSIGHT

Level: Clr 5, Drd 4, Sor/Wiz 4

As *blindsight*, except as noted above and that the blindsight granted by the spell has a 60-foot range.

IMPROVED ENLARGE

Level: Sor/Wiz 5

Range: Touch

Duration: 10 minutes/level

As *enlarge*, except as noted above.

IMPROVED REDUCE

Level: Sor/Wiz 5

Range: Touch

Duration: 10 minutes/level

As *reduce*, except as noted above.

INCARNATE CONSTRUCT

Transmutation

Level: Clr 9, Sor/Wiz 9

Components: V, S, M, XP

Casting Time: 8 hours

Range: Touch

Target: One construct

Duration: Instantaneous

Saving Throw: Will negates (harmless)

Spell Resistance: Yes (harmless)

This spell turns a humanoid-shaped construct into a living creature. The spell does not work on constructs that are only constructs temporarily (such as objects affected by an *animate objects* spell). The construct gains the incarnate construct template (see Chapter 10). The incarnated creature is independent of both you and the being who originally made it, though it is initially friendly toward both you and its maker.

Material Component: The heart of a humanoid that has been dead less than 8 hours.

XP Cost: 5,000 XP

INKY CLOUD

Conjuration (Creation)

Level: Clr 2, Sor/Wiz 2

Components: V, S, M

Casting Time: 1 action

Range: 30 ft.

Area: Cloud that spreads underwater in a 30-ft. radius, centered on you

Duration: 10 minutes/level

Saving Throw: None

Spell Resistance: No

The *inky cloud* created by this spell billows out from your location. The cloud obscures all sight, including darkvision, beyond 5 feet. A creature within 5 feet has one-half concealment (attacks have a 20% miss chance). Creatures farther away have total concealment (50% miss chance, and the attacker can't use sight to locate the target).

A moderate current (11+ mph) disperses the cloud in 4 rounds; a strong current (21+ mph) disperses the cloud in 1 round.

The spell functions only underwater.

Material Component: A small vial containing the ink of a squid or octopus.

JAGGED TOOTH

Transmutation

Level: Drd 3, Rgr 3

Target: One natural slashing or piercing weapon of target creature

Saving Throw: Will negates (harmless)

Spell Resistance: Yes (harmless)

As *keen edge*, except as noted above.

LAOGZED'S BREATH

Level: Clr 3, Sor/Wiz 3

Range: Close (25 ft. + 5 ft./2 levels)

Area: Cone

Duration: Instantaneous

As *stinking cloud*, except as noted above and that the nauseating vapors persist for 10 rounds.

LION'S CHARGE

Transmutation

Level: Drd 1, Sor/Wiz 2

Components: V, S, M

Casting Time: 1 action

Range: Touch

Target: Creature touched

Duration: 1 minute/level

Saving Throw: Will negates (harmless)

Spell Resistance: Yes (harmless)

You provide the subject with the powerful charging ability of the lion. When the subject charges, he can make a full attack in the same round.

Material Component: A hair from a lion's mane.



LOW-LIGHT VISION

Transmutation

Level: Asn 1, Rgr 1, Sor/Wiz 1

Components: V, S

Casting Time: 1 action

Range: Touch

Target: Creature touched

Duration: 1 hour/level

Saving Throw: None

Spell Resistance: Yes (harmless)

You give the subject creature low-light vision.

Arcane Material Component: A small candle.

MAJOR RESISTANCE

Abjuration

Level: Brd 2, Clr 2, Drd 2, Pal 2, Sor/Wiz 2

Components: V, S, M/DF

Casting Time: 1 action

Range: Touch

Target: Creature touched

Duration: 1 hour/level

Saving Throw: Will negates (harmless)

Spell Resistance: Yes (harmless)

You imbue the subject with a strong magical energy that protects her from harm, granting a +3 resistance bonus on saves.

Arcane Material Component: A miniature cloak of fine cloth.

MAW OF CHAOS

Abjuration [Chaotic, Force]

Level: Sor/Wiz 9

Components: V, S, M

Casting Time: 1 action

Range: Medium (100 ft. +10 ft./level)

Area: 15-ft.-radius emanation

Duration: 1 round/level

Saving Throw: Will half (see text)

Spell Resistance: Yes (see text)

You create a yawning area of roiling purple-red energy resembling a great mouth. This field of energy has the following effects upon anything that touches or enters it.

First, all creatures except you take 1 point of damage per caster level. Spell resistance applies to the damage (but not the other effects of the spell). Those affected by the spell make a Will saving throw every round. A successful saving throw halves the damage in that round.

Second, the chaotic energy makes it difficult to concentrate. Any activity that involves concentration (such as casting a spell or using a spell-like ability) requires a Concentration check (DC 25 + spell level) to succeed.

Creatures with the chaotic subtype are unaffected by this spell.

Material Component: A jawbone with teeth.

MINOR SERVITOR

Transmutation

Level: Clr 7, Sor/Wiz 5

Components: V, S, M, XP

Casting Time: One day

Range: Touch

Effect: One object up to 1 cu. ft./level

Duration: Permanent (D)

Saving Throw: None (object)
Spell Resistance: Yes (object)

You imbue an inanimate object with mobility and a semblance of life. The animated object is friendly toward you. You have no special empathy or connection with the object, although it serves you in specific tasks or endeavors if you communicate your desires to it. The object can be of any nonmagical material, including wood, metal, stone, fabric, leather, ceramic, and glass. You can also animate masses of raw matter, such as water, a rock from a wall, or a rock on the ground, as long as the volume of material does not exceed 1 cubic foot per caster level. For each cubic foot of volume, the animated object has 1 Hit Die.

The object gains an Intelligence score (roll 3d6) and a Charisma score (roll 1d3) from the spell. Other statistics for animated objects are found in the *Monster Manual*.

Material Component: A piece or handful of material of the same type as the object to be animated.

XP Cost: 250 XP per cubic foot of material affected.

PLANT BODY

Transmutation
Level: Drd 6
Components: V, S, DF
Casting Time: 1 action
Range: Touch
Target: Creature touched
Duration: 10 minutes/level
Saving Throw: Will negates
Spell Resistance: Yes

You imbue the subject with powerful transformative magic, granting it some of the characteristics of the plant type. The subject's skin becomes covered over with moss and ivy, not unlike the appearance of a shambling mound. Any spell or effect that affects plant creatures also affects the subject.

A plant creature is immune to critical hits, mind-affecting effects, poison, sleep, paralysis, stunning, and polymorphing.

The subject's ability scores, skills, and feats are unaffected (although its new form may make it difficult or im-

possible for the subject to use certain skills or feats).

RAPID BURROWING

Transmutation
Level: Clr 2, Drd 1, Rgr 2, Sor/Wiz 2
Components: V, S, F/DF
Casting Time: 1 action
Range: Touch
Target: Creature touched
Duration: 1 minute/level
Saving Throw: Fortitude negates (harmless)
Spell Resistance: Yes (harmless)

This spell increases the touched creature's burrow speed by 20 feet. It has no effect on other modes of movement, nor does it allow the subject to burrow if it cannot already do so or the ability to burrow through stone if it cannot already do so.

REJECTION

Level: Clr 6
Range: Close (25 ft. + 5 ft./2 levels)
Area: Cone
Duration: Instantaneous
Saving Throw: Reflex negates

As *repulsion*, except as noted above.

SCENT

Transmutation
Level: Drd 2, Rgr 2, Sor/Wiz 2
Components: V, S, M
Casting Time: 1 action
Range: Touch
Target: Creature touched
Duration: 1 hour/level
Saving Throw: Will negates (harmless)
Spell Resistance: Yes (harmless)

You give the subject an enhanced sense of smell, equivalent to the scent ability of some monsters. This ability allows the creature to detect approaching enemies, sniff out hidden foes, and track by sense of smell. Creatures with the scent ability can identify familiar odors just as humans do familiar sights. For more details, see Scent in the introduction to the *Monster Manual*.

Arcane Material Component: A sprinkle of mustard and pepper, and a drop of sweat.

SKELETAL GUARD

Necromancy [Evil]
Level: Sor/Wiz 8
Components: V, S, M
Casting Time: 1 action
Range: Touch
Target: One or more fingerbones
Duration: Instantaneous
Saving Throw: None
Spell Resistance: No

You create a number of loyal skeletons from fingerbones. All skeletons are Medium-size, with the normal *Monster Manual* statistics for their kind, except that their effective Hit Dice as far as turning is concerned is equal to your caster level. You can create one skeleton per caster level. These skeletons count toward the number of Hit Dice of undead you can have in your control (2 HD worth per caster level, as with the *animate dead* spell).

Unlike the *animate dead* spell, these skeletons try to remain within 60 feet of you. If this distance is exceeded, a skeleton becomes inert until you return to within 60 feet of it.

Material Component: One fingerbone from a Medium-size creature and one onyx gem worth 50 gp per skeleton to be created. The skeleton that forms from the fingerbone is that type of creature.

SONOROUS HUM

Evocation [Sonic]
Level: Brd 2, Clr 3, Sor/Wiz 3
Components: V, S
Casting Time: 1 action
Range: Personal
Target: You
Duration: 1 minute/level (D)

After you cast this spell, the next spell you cast within the duration that requires concentration to maintain is maintained for you until the *sonorous hum* spell expires. This effect allows you to cast other spells, even another spell that also requires concentration. If the spell maintained by the *sonorous hum* has a shorter duration than that of this spell, the maintained spell expires as it normally would and you gain no further benefits from this casting of *sonorous hum*. The sound created by the spell is as

loud as a person in armor walking at a slow pace trying not to make noise (normally a DC 5 Listen check to detect). You may end the *sonorous hum* as a free action.

For example, you could cast this spell, then cast *detect thoughts*, and this spell maintains the concentration on *detect thoughts* while you cast *discern lies* and maintain concentration on that spell yourself. You control all aspects of both spells, so you could change the orientation of the *detect thoughts* effect and select a different target for your *discern lies* spell in the same round.

SOUND LANCE

Evocation [Sonic]

Level: Clr 3, Sor/Wiz 3

Components: V, S

Casting Time: 1 action

Range: Medium (100 ft. + 10 ft./level)

Target: One creature or object

Duration: Instantaneous

Saving Throw: Fortitude half

Spell Resistance: Yes

Sound lance causes a projectile of intense sonic energy sound to leap unerringly from you to a target within range. The sound does 1d6 points of sonic damage per caster level, to a maximum of 10d6. The *sound lance* strikes unerringly, unless the target has total cover or total concealment. A *sound lance* cannot penetrate the area of a *silence* spell.

SPEAK TO ALLIES

Transmutation [Language-Dependent]

Level: Brd 2, Sor/Wiz 2

Targets: Any number of allied creatures, no two of which may be more than 30 ft. apart

As *message*, except as noted above and that you and the recipients don't have to mouth the words or whisper, which means that those skilled in reading lips have no opportunity to learn the messages.

SPELL FLOWER

Transmutation

Level: Clr 1, Sor/Wiz 1

Components: V, S

Casting Time: 1 action

Range: Personal

Target: You

Duration: 1 round/level

You are able to hold the charge on one touch spell per forelimb of your body as long as you don't use that limb to cast other spells or touch anything with it. Each touch spell you cast resides in a different forelimb. For the duration of this spell, any touch spells you cast are only discharged if you cast another spell with that forelimb or touch something with that forelimb.

For example, a human sorcerer casts this spell, then casts *chill touch* and holds the charge in his left hand, then casts *shocking grasp* and holds the charge in his right hand. Because of the *spell flower*, he can hold the charge on both of these spells at the same time. If he cast another spell with a somatic component (which requires the use of one of his hands), he immediately loses one of his held touch spells (his choice), but if the spell he casts is also a touch spell, he may immediately hold the charge in the available hand, if he chooses to attack with a touch spell, it works normally. Since he has multiple limbs that are considered armed, he may make an off-hand attack with the other touch spell in the same round (with the normal penalties for fighting with two weapons).

A marilith spellcaster could do the same as the sorcerer in the previous example, except that she could hold the charge on up to six touch spells. She could also use any of her spell-like or supernatural abilities, since those do not interfere with holding the charge.

If the *spell flower* ends, the most recent touch spell cast remains as a held charge and all other held spells dissipate.

SPIDER PLAGUE

Conjuration (Summoning) (see text)

Level: Clr 8

Components: V, S

Casting Time: 1 full round

Range: Close (25 ft. + 5 ft./2 levels)

Effect: 1d4+1 summoned creatures

Duration: 1 round/level

Saving Throw: None

Spell Resistance: No

This spell summons 1d4+1 celestial (NG) or fiendish (NE) Huge monstrous spiders. They appear where you designate and act immediately, on your turn. They attack your opponents to the best of their ability. If you can communicate with the spiders, you can direct them not to attack, to attack particular enemies, or to perform other actions.

When you use a summoning spell to summon an evil or good creature, it is a spell of that type.

Spiders

Celestial Huge Monstrous Hunting Spider: CR 6; Huge outsider; HD 10d8+10; hp 55; Init +3; Spd 40 ft., climb 30 ft.; AC 16, touch 11, flat-footed 13; Atk +9 melee (2d6+6 plus poison, bite); SA poison, web, smite evil; SQ vermin traits, darkvision 60 ft., acid/cold/electricity resistance 15, DR 5/+2, SR 20; SV Fort +8, Ref +6, Will +3; Str 19, Dex 17, Con 12, Int 3, Wis 10, Cha 2.

Skills: Climb +16, Hide +2, Jump +10, Spot+15.

Smite Evil (Su): Once per day the spider can make a normal attack to deal +10 damage against an evil foe.

Poison: Injury, Fortitude saving throw (DC 22), initial and secondary damage 1d8 Strength.

Skills: Monstrous hunting spiders receive a +4 racial bonus on Hide checks, a +6 racial bonus on Jump checks, and a +8 racial bonus on Spot checks.

Fiendish Huge Monstrous Hunting Spider: CR 6; Huge outsider; HD 10d8+10; hp 55; Init +3; Spd 40 ft., climb 30 ft.; AC 16, touch 11, flat-footed 13; Atk +9 melee (2d6+6 plus poison, bite); SA poison, web, smite good; SQ vermin traits, darkvision 60 ft., cold/fire resistance 15, DR 5/+2, SR 20; SV Fort +8, Ref +6, Will +3; Str 19, Dex 17, Con 12, Int 3, Wis 10, Cha 2.

Skills: Climb +16, Hide +2, Jump +10, Spot+15.

Smite Good (Su): Once per day the spider can make a normal attack to deal +10 damage against a good foe.

Poison: Injury, Fortitude saving throw (DC 22), initial and secondary damage 1d8 Strength.

Skills: Monstrous hunting spiders receive a +4 racial bonus on Hide checks, a +6 racial bonus on Jump checks, and a +8 racial bonus on Spot checks.

STALKING SPELL

Illusion (Glamour)

Level: Sor/Wiz 8

Duration: 1 hour/level (D)

Saving Throw: Will negates (harmless)

As *improved invisibility*, except as noted above and that the creature is hidden from hearing and scent as well. The subject radiates silence to a radius of 5 feet and neither leaves a scent nor can be detected by the scent ability.

STONE BODY

Transmutation

Level: Sor/Wiz 7

Components: V, S, M

Casting Time: 1 action

Range: Personal

Target: You

Duration: 1 round/level (D)

This spell transforms your body into living stone.

You gain damage reduction 10/. You are immune to blindness, critical hits, ability score damage, deafness, disease, drowning, electricity, poison, stunning, and all spells or attacks that affect your physiology or respiration, because you have no physiology or respiration while this spell is in effect. You take only half damage from cold and fire of all kinds. However, you also become vulnerable to all special attacks that affect stone golems.

You gain a +4 enhancement bonus to your Strength score, but you take a 4 penalty to Dexterity as well (to a minimum Dexterity score of 1), and your speed is reduced to half normal. You have an arcane spell failure chance of 50% and a 8 armor check penalty, just as if you were clad in full plate armor. You cannot drink (and thus can't use potions) or play wind instruments.

Your unarmed attacks deal 1d6 points of normal damage, and you are considered armed when making unarmed attacks (a Small caster deals

1d4 points of damage, not 1d6). If your natural attacks already deal more than 1d6 points of damage, use the greater value.

Your weight increases by a factor of three, causing you to sink in water like a stone. However, you could survive the crushing pressure and lack of air at the bottom of the ocean at least until the spell expires.

Material Component: A small piece of stone that was once part of either a stone golem, a greater earth elemental, or a castle.

SUPERIOR RESISTANCE

Abjuration

Level: Brd 5, Clr 5, Drd 5, Sor/Wiz 5

Components: V, S, M/DF

Casting Time: 1 action

Range: Touch

Target: Creature touched

Duration: 1 hour/level

Saving Throw: Will negates (harmless)

Spell Resistance: Yes (harmless)

You imbue the subject with a powerful magical energy that protects him from harm, granting a +6 resistance bonus on saves.

Arcane Material Component: A miniature cloak of fine cloth.



UNDEAD MASK

Necromancy [Evil]

Level: Clr 7

Components: V, S, M

Casting Time: 1 action

Range: Touch

Target: Creature touched

Duration: 10 minutes/level

Saving Throw: Will negates

Spell Resistance: Yes

You imbue the subject with powerful transformative magic, granting it some of the characteristics of the undead type. The subject's flesh seems necrotic and rotting, much like that of a zombie. Nonintelligent undead ignore the subject unless the subject attacks the undead. Any spell or effect that affects undead also affects the subject. The subject can be turned, destroyed, rebuked, or commanded as an undead of its Hit Dice (and gets no saving throw to resist the result). Negative energy effects (such as *inflict* spells) heal the subject, while positive energy effects (such as *cure* spells) harm her.

An undead creature is immune to mind-affecting effects, poison, *sleep*, paralysis, stunning, and disease. It is immune to critical hits, subdual damage, ability damage, energy drain, or death from massive damage. The subject loses its Constitution score while the spell is in effect, along with any bonus hit points from Constitution. The subject is immune to any effect that requires a Fortitude save unless the effect also works on objects. An undead spellcaster uses its Charisma modifier when making Concentration checks. The subject's other ability scores are unaffected. The subject retains its skills and feats.

Material Component: A pinch of vampire dust.

VILE DEATH

Conjuration (Calling) [Evil]

Level: Clr 9, Sor/Wiz 9

Components: V, S, M/DF

Casting Time: 1 hour

Range: Touch

Target: One corporeal undead creature

Duration: Permanent (D)

Saving Throw: Will negates

Spell Resistance: Yes

You summon the spirit of a fiend from the depths of Hell or the Abyss and bind it into the body of a corporeal undead creature. Both the undead creature and the fiend get a Will saving throw to negate the effects of *vile death*. Some fiends may voluntarily fail the save if you swear to dismiss

the effect after a certain task or an amount of time. Similarly, some undead may voluntarily fail the save in order to gain the fiend's power, even temporarily.

Binding the fiend applies the fiendish template from the *Monster Manual* to the undead creature. The resulting creature is independent of you, and may act on its own, and its initial attitude toward you is indifferent.

Arcane Material Component: A bit of brimstone.

VIPERGOUT

Conjuration (Summoning) (see text)

Level: Sor/Wiz 7

Components: V, S, M

Casting Time: 1 action

Range: Personal

Effect: 1d4+3 summoned creatures

Duration: 1 round/level

Saving Throw: None

Spell Resistance: No

This spell summons 1d4+3 fiendish (CE) or celestial (CG) Medium-size vipers (snakes), which leap forth from your location to attack your enemies. If you can communicate with the vipers, you can direct them not to attack, to attack particular enemies, or to perform other actions.

When you use a summoning spell to summon an evil or good creature, it is a spell of that type.

Material Component: A snakeskin.

Vipers

Medium-Size Fiendish Viper: CR 1; Medium-size outsider; HD 2d8; hp 9; Init +3; Spd 20 ft., climb 20 ft., swim 20 ft.; AC 16, touch 13, flat-footed 13; Ark +4 melee (1d4 1 plus poison, bite); SA poison, smite good; SQ scent, darkvision 60 ft., cold/fire resistance 5, SR 4; SV Fort +3, Ref +6, Will +1; Str 8, Dex 17, Con 11, Int 3, Wis 12, Cha 2.

Skills and Feats: Balance +11, Climb +11, Hide +12, Listen +9, Spot +9; Weapon Finesse (bite).

Smite Good (Su): Once per day the fiendish viper can deal +2 damage against a good foe.

Poison: Injury, Fortitude saving throw (DC 11), initial and secondary damage 1d6 Constitution.

Medium-Size Celestial Viper: CR 1; Medium-size outsider; HD 2d8; hp 9; Init +3; Spd 20 ft., climb 20 ft., swim 20 ft.; AC 16, touch 13, flat-footed 13; Atk +4 melee (1d4 1 plus poison, bite); SA poison, smite evil; SQ scent, darkvision 60 ft., acid/cold/electricity resistance 5, SR 4; SV Fort +3, Ref +6, Will +1; Str 8, Dex 17, Con 11, Int 3, Wis 12, Cha 2.

Skills and Feats: Balance +11, Climb +11, Hide +12, Listen +9, Spot +9; Weapon Finesse (bite).

Smite Evil (Su): Once per day the celestial viper can deal +2 damage against an evil foe.

Poison: Injury, Fortitude saving throw (DC 11), initial and secondary damage 1d6 Constitution.

WALL OF LIMBS

Evocation

Level: Sor/Wiz 5

Components: V, S

Casting Time: 1 full round

Range: Medium (100 ft. + 10 ft./level)

Effect: Wall of whirling limbs up to 20 ft. long/caster level, or a ring of whirling limbs with a radius of up to 5 ft./two caster levels, either form 20 ft. high

Duration: 1 round/level (D)

Saving Throw: Reflex half or Reflex negates (see text)

Spell Resistance: Yes

An immobile, vertical curtain of whirling limbs springs into existence. The limbs resemble your own forelimbs. Any creature passing through the wall takes 1d6 points of bludgeoning damage per caster level (maximum 15d6), with a Reflex save for half damage.

If you evoke the wall so that it appears where creatures are, each creature takes damage as if passing through the wall. Each such creature can avoid the wall (ending up on the side of its choice) and thus take no damage by making a successful Reflex save.

The *wall of limbs* provides one-half cover (+4 AC, +2 Reflex saves) against attacks made through it.

WEAPON OF ENERGY

Transmutation (see text)

Level: Clr 4, Sor/Wiz 4

Components: V, S, DF

Casting Time: 1 action

Range: Person

Target: One weapon

Duration: 1 round/level

Saving Throw: Fortitude (object, harmless)

Spell Resistance: None

You cause a weapon to gain the ability to deal energy damage in addition to its other abilities, similar to how a flaming burst weapon deals extra fire damage on a hit or critical hit. The weapon can deal acid, cold, electricity, fire, or sonic damage, chosen by you at the time of casting. The weapon deals +1d6 damage of that energy type on a successful hit. On a critical hit, the weapon deals an additional +1d10 points of energy damage. If the weapon's critical multiplier is $\times 3$, add +2d10 points of energy damage instead, and if the multiplier is $\times 4$, add +3d10 points of bonus energy damage.

This spell can be cast on a weapon that already deals energy damage, but if the weapon already creates the same type of damage as the spell, the effects do not stack. For example, if cast on a +1 *flaming longsword* to give it additional fire damage, the spell has no effect, but it can give the weapon any of the other types of energy damage.

This spell has a subtype that is the same as the energy created by the target weapon. For example, *weapon of energy* is a fire spell when used to give a weapon bonus fire damage.

WINGS OF THE SEA

Transmutation

Level: Clr 2, Drd 1, Rgr 1, Sor/Wiz 2

Components: S, M

Casting Time: 1 action

Range: Touch

Target: You or person touched

Duration: 1 minute/level

Saving Throw: Fortitude negates (harmless)

Spell Resistance: Yes (harmless)

This spell increases the touched creature's swim speed by 30 feet. It has no effect on other modes of movement, nor does it give the subject a swim speed if it does not already have one.

Material Component: A drop of water.

The DUNGEON MASTER's Guide presents the arcane archer, the assassin, the blackguard, the dwarven defender, the loremaster, and the shadowdancer prestige classes. All of those classes are available to monsters that meet the requirements. The ten new monster prestige classes described in this chapter provide additional opportunities for monster-characters to improve their powers and abilities.

DESIGNING MONSTER PRESTIGE CLASSES

Prestige classes allow the DM to create campaign-specific, exclusive roles and positions. These special roles offer abilities and powers otherwise inaccessible to monsters and focus them in specific, interesting directions.

WHY DO IT?

Of the four reasons for designing a prestige class, three truly apply to monster prestige classes.

1. Develop an Organization: Monsters have an organization line in their *Monster Manual* entry. You may choose to flesh these out by creating monster prestige classes that occupy certain positions within the monster society.

2. Develop a Race or Culture: Like organizations, races and cultures can benefit from having specific rules to showcase their abilities. While each race is detailed in the

Player's Handbook with different abilities to make it distinctive, two of the prestige classes in the DUNGEON MASTER's Guide (the arcane archer and the dwarven defender) help demonstrate how through the rules each race can have its own archetypes as evidenced in many campaign worlds and fantasy traditions. You could easily create many more such prestige classes (the elven woodstalker or the gnome trickster, for example).

Cultures can benefit from prestige classes perhaps most of all. The game does not provide rules for how the orcs of the Southern Kingdom in your campaign differ from the orcs of the Direwood Forest. You could create an extensive description of how the spear-using warriors of the south have a completely different fighting style from that of the hardy, no-nonsense warriors of the Direwood. However, the southern speardancer and the Direwood ranger prestige classes could speak volumes on the subject. It makes every culture and every populated place that you create for your campaign something truly special.

3. Encourage an Otherwise Suboptimal Option: A prestige class can take a poor choice possible within the rules, such as specializing in the whip, and make it worthwhile. Imagine a prestige class that granted abilities enabling a

character to entangle foes with his whip, gaining a bonus on trip and disarm maneuvers, and granting special damage bonuses with the weapon. Suddenly, the whip becomes an interesting choice. Characters with strange multiclass combinations, or who have their best score in Charisma, or who are of a lesser race such as a goblin or a kobold could all have access to prestige classes enhancing those choices. Potentially, you could create prestige classes that granted interesting abilities for characters who spent a lot of skill points in Innuendo, Intimidate, or a particular Knowledge or Craft.

4. Advance Characters: While a DM may advance a monster at will, a monster prestige class allows players to advance their monster characters as monsters rather than as members of a character class, through the game's experience point system. If you are using the rules in Chapter 3: Monster Classes, then a prestige class allows a character to continue advancing beyond the maximum level normally available.

DESIGN GUIDANCE

Choose Specific over General: You have an advantage that no one else has—that no game designer can ever have. You know the specific details of your campaign. When creating a monster prestige class, use your knowledge of these details of your campaign to their fullest. The first rule is to forget the general and embrace the specific. You are not creating a prestige class for everyone's campaign—just for yours. When designing for monsters, focus the class on the strengths of a specific kind or type of monster. Emphasize that monster's special attacks, special qualities, weapon use, or some other factor.

Create Requirements: All prestige class requirements are based around the idea that the monster that qualifies for the class is already proficient in the aspects in which the prestige class excels. For instance, a medusa prestige class should require a petrifying gaze attack, as well as ranks in Bluff, Disguise, Move Silently, and Spot.

Two types of requirements can be used to determine who can take a prestige class. The first type is game requirements. These are hard and fast limits—often numerical values—which a monster must meet or exceed to qualify. The second type is "character" requirements. These are aspects of an individual—race, age, religion—as well as deeds that the monster has accomplished. For example, to qualify for the illithid savant prestige class, which specializes in gaining skills and knowledge by devouring brains, a character must consume the brain of a creature of at least CR 9. Sometimes these character requirements are simply role-playing hooks that tie into the organization or culture that a prestige class represents, such as pledging allegiance to a monarch, paying initial membership dues, or performing a specific religious rite. Do not be afraid of nongame requirements, for they really add life to a prestige class (but on the other hand, don't use them for game balance purposes either, for they have no game rule significance).

A minimum ability score (or ability score bonus), a certain number of hit points, or some other aspect of a monster that is determined by a die roll should not be used as a prestige class requirement. Requirements should be based on choices such as feats or skills ranks.

Further, remember that ostensibly, prestige classes do not map to existing classes. That is to say, no prestige class should be set up specifically for members of a regular class. Class and level are not good requirements. That said, once you assign a set number of skill ranks or feats as requirements, it's not difficult to figure out which class can meet those requirements at what level. The requirements for the assassin prestige class in the *DUNGEON MASTER'S Guide*, for example, can be met as early as 5th level by a rogue, but even a wizard could potentially meet the requirements (at 13th level). No character lower than 5th level should be able to qualify for a prestige class.

Game Requirements

- Base attack bonus
- Base save bonuses
- Skill ranks
- Feats (including a specific weapon proficiency or specialization)
- Spellcasting ability (often specific to a few spells)
- Special abilities (such as evasion, rage, or turning undead)

Character Requirements

- Race
- Alignment
- Age
- Religion
- Accomplishments

Poor Requirements (Do not use)

- Level
- Character class
- Ability score
- Modified attack roll
- Hit points
- Armor Class
- Total skill bonus
- Equipment

Designing Abilities: Every level of a monster prestige class should include some significant benefit. Remember that the monster should improve as much as if it had taken a character class, or advanced as a monster. Spellcasters in particular have a difficult time missing out on the new spells they gain with each level in their spellcasting class,

SAMPLE CHARACTERS AND EQUIPMENT

The sample characters provided for the prestige classes in this chapter have possessions appropriate for NPCs of their ECL. If you wish to use these characters as player characters, they each need thousands of gold pieces worth of additional equipment. Compare PC and NPC equipment using Table 2-24: Starting Equipment for PCs above 1st Level and Table 2-44: NPC Gear Value in the *DUNGEON MASTER'S Guide*.

and so prestige classes aimed at casters must be particularly attractive. The first ability or abilities gained should be matched to the minimum level that a character could possibly qualify for the class. Thus, if a ranger can qualify for the class at 5th level, the benefits of 1st level in the prestige class should be roughly equivalent to the benefits a ranger gains for attaining 6th level.

Much of the trick of balancing prestige class levels is involved in the small issues: base attack bonus increases, Hit Die size, and even weapon and armor proficiency can be strong enticements in taking a level in the prestige class. Remember that gaining proficiency in weapons or armor is like gaining free feats.

Major abilities, particularly brand-new powers, should be carefully considered. They should never be more powerful or useful than the types of abilities that other monsters have. Look at existing class abilities, feats, and the prestige classes in the *DUNGEON MASTER'S Guide* for ideas. It is okay to borrow directly from the abilities of other classes when designing a prestige class.

Monster prestige classes should never duplicate the supernatural abilities of other kinds of monsters. For instance, when designing a prestige class for centaurs, do not use a petrifying gaze as a feature of that class. The petrifying gaze is a hallmark of creatures such as the medusa and basilisk, and should be reserved for those creatures only.

Spells and Spell Lists: A spellcasting prestige class may have its own spell list. Choose spells appropriate to the class, and perhaps even make up some new, signature spells. However, keep the spell list relatively short. It should have the spells appropriate for the class and no more—for a wide variety of spells, a character can pick up a level of wizard or cleric. It is equally acceptable to allow spellcasters to continue advancing as their original type of spellcaster.

Occasionally, if a spell is a signature spell of a prestige class, you can lower the level of the spell by one for that class. For example, for a flame mage prestige class, *wall of fire* might be considered a 3rd-level rather than a 4th-level spell. This technique should be used sparingly—only once or twice for a given class, if at all.

Special Considerations: Prestige classes tied to organizations might have ongoing requirements. These can include assignments, dues, personal sacrifices of wealth, or

obedience. Becoming or remaining a member of a prestige class might involve being an apprentice for a time to another member or eventually taking on a prospective member as an apprentice.

Entry into a prestige class might come with strings attached. Powerful enemies may seek out members of the class, or those among the group's ranks must face the prejudices of the local folk. Membership in some prestige classes might even be illegal in certain parts of the world.

EMANCIPATED SPAWN

Wretched slaves of undead, bonded eternally by unnatural death, various kinds of spawn haunt the night. Once in a great while, one of these unfortunates finds herself freed when the undead creature that created it is destroyed. Now, though still cursed with undeath, the emancipated spawn begins to recall her former life and perhaps finds some measure of redemption.

The unlife of an emancipated spawn is a lonely one. Few creatures she meets are likely to perceive that she is searching for old memories and simply try to destroy her as quickly as possible. An emancipated spawn might be found in the company of her former adventuring friends (who may even have been her liberators), who are unwilling to abandon their former companion.

Hit Die: d12.

REQUIREMENTS

To qualify to become an emancipated spawn, a character must fulfill all the following criteria.

Race: Intelligent undead created by another undead using its create spawn ability.

Base Attack Bonus: +3.

Special: Must have been created as a spawn by an undead creature that has since been destroyed.

CLASS SKILLS

The emancipated spawn's class skills (and the key ability for each skill) are Bluff (Cha), Climb (Str), Disguise (Cha), Hide (Dex), Intimidate (Cha), Jump (Str), Listen (Wis), Move Silently (Dex), Search (Int), Sense Motive (Wis), and Spot (Wis).

Skill Points at Each Level: 2 + Int modifier.

FREED SPAWN

If an undead spawn's creator is destroyed, the spawn is no longer controlled by that creature. If the freed spawn was a player character when alive, it can now adventure like a character with an ECL equivalent to the creator's. For instance, a freed ghoulish spawn has an ECL of 5, and a freed shadow spawn's ECL is 10.

When the mental link that binds it to its creator is broken, a freed spawn is instantly aware of that fact. It can choose to revert to the alignment the character had when he or she was alive. Whether it does this or retains its current alignment as

an undead creature, a freed spawn has basic memories of its past (what sort of character it was in life, who his or her friends were, and so forth). These basic memories can help the freed spawn find and rejoin its old adventuring party, if that's what the character wants to do.

A freed spawn can gain experience points through adventuring, adding them to the XP total the character had when alive. When it becomes eligible to advance a level, it can add class levels as normal or pursue the emancipated spawn prestige class, which eventually enables the spawn to recall all the abilities it had before it became an undead.

CLASS FEATURES

All of the following are class features of the emancipated spawn prestige class.

Weapon and Armor Proficiency: Emancipated spawn are proficient with all simple weapons, and otherwise neither gain nor lose any weapon, armor, or shield proficiencies by gaining levels of this class.

Turn Resistance (Ex): An emancipated spawn gains an additional +2 turn resistance at each level. This stacks with any inherent turn resistance of the undead creature; for example, an emancipated ghoul at 1st level would benefit from a total turn resistance of +4 (+2 for being a ghoul and +2 for the prestige class).

Recall Feats (Ex): At 1st level, an emancipated spawn remembers several aspects of her former existence. She regains all the feats she had as a living character, provided she meets their prerequisites. These remembered feats are in addition to any feats gained for advancing a level.

Recall Class Features (Ex): At 2nd level, an emancipated spawn remembers more of her former existence. She now can use all the class features of one former class, as a character of that former class's level. If the former class was a spellcasting class, the emancipated spawn is able to cast one spell of each level available to the character (if she was a wizard, she must still consult her spellbook, or learn from scrolls if her spellbook was lost when she became a spawn). If the character had a familiar, the empathic link between her and the familiar is reestablished.

Rediscovery (Ex): At 3rd level, the emancipated spawn comes fully into her heritage. She recalls all her former class features and abilities, regains her former base attack bonus, base saving throw bonuses gained from class levels, hit points, and all other class benefits, and can now advance again in any of her former classes. This applies even if a former character class does not normally allow free multiclassing, provided the character did not leave the path prior to her transformation into an undead spawn. Thus, a former paladin could continue to gain levels as a paladin (effectively multiclassing as a monster/paladin), but if she had left the

path of paladinhood before her transformation, she is still ineligible to return to that class.

In addition, a 3rd-level emancipated spawn receives the benefit of a sudden jump in ECL. If a character takes all three levels of the emancipated spawn prestige class, its ECL becomes the sum of its monster ECL + its three levels of emancipated spawn + the character's former class levels.

For example, Yvine was a 10th-level fighter who became a ghoul spawn and then was freed. He adventures as an ECL 5 character and then takes one level of emancipated spawn, becoming ECL 6. His next level is also emancipated spawn, making his ECL 7. When he next takes the 3rd level of emancipated spawn, his ECL becomes 18 (5 for ghoul + 3 for emancipated spawn + 10 for fighter).

SAMPLE EMANCIPATED SPAWN

This example uses a shadow based on an elf sorcerer, Anastrianna Galanodel. Killed by a shadow while in search of an evil tome, Anastrianna rose from the dead as a shadow 3 rounds later. Shortly thereafter, she realized that her master had been destroyed and she was no longer under its control.

She chose to revert to her former neutral alignment and then spent much time struggling to regain her memories.

Anastrianna now recalls her previous life and her spellcasting ability. Her raven familiar returned to her when she regained her class abilities. Accompanied by her familiar, Anastrianna adventures as a shadow now, looking for ways to increase her power.

Anastrianna Galanodel: Female Sor 4/Emancipated Spawn 3; CR 10; Medium-size undead (incorporeal); HD 3d12 plus 4d4 plus 3d12; hp 49; Init +3; Spd 30 ft., fly 40 ft.

TABLE 7–1: THE EMANCIPATED SPAWN

Class Level	Base Attack Bonus	Fort Save	Ref Save	Will Save	Special
1st	+0	+0	+0	+2	+2 turn resistance, recall feats
2nd	+1	+0	+0	+3	+4 turn resistance, recall class abilities
3rd	+2	+1	+1	+3	+6 turn resistance, rediscover

(good); AC 17, touch 17, flat-footed 14; Atk +4 melee (1d6 Str damage, incorporeal touch); Face/Reach 5 ft./5 ft.; SQ Create spawn, elf traits, familiar benefits, incorporeal traits, turn resistance +8, undead traits; AL N; SV Fort +2, Ref +6, Will +10; Str , Dex 17, Con , Int 10, Wis 12, Cha 18.

Skills and Feats: Concentration +9, Craft (alchemy) +7, Knowledge (arcana) +6, Listen +2, Search +4, Spellcraft +10, Spot +2; Combat Casting, Dodge, Iron Will, Lightning Reflexes.

Create Spawn (Su): Any humanoid reduced to Strength 0 by Anastrianna's incorporeal touch rises as a shadow in 1d4 rounds. This spawn is under Anastrianna's command and remains enslaved until her death.

Anastrianna can control twenty spawn at one time. If she creates a spawn that causes her to exceed this limit, the spawn longest under her control is released.

Elf Traits: Immune to magic *sleep* spells and effects; low-light vision; +2 racial bonus on saves against enchantment spells or effects; entitled to a Search check when within 5 feet of a secret or concealed door as though actively looking for it; Martial Weapon Proficiency (composite longbow) and Martial Weapon Proficiency (longsword) as bonus feats; +2 racial bonus on Listen, Spot, and Search checks (already figured into the statistics above).

Familiar Benefits: Anastrianna's familiar grants her Alertness as a bonus feat (when it is within 5 feet). Anastrianna can share spells with her familiar, and she has an empathic link with it to a distance of 1 mile. See Familiars in Chapter 3 of the *Player's Handbook*.

Incorporeal Traits: Can be harmed only by other incorporeal creatures, +1 or better magic weapons, or magic, with a 50% chance to ignore any damage from a corporeal source. Can pass through solid objects at will; own attacks pass through armor; always moves silently.

Undead Traits: Immune to mind-affecting effects, poison, *sleep*, paralysis, stunning, and disease. Not subject to critical hits, subdual damage, ability damage, energy drain, or death from massive damage.

Sorcerer Spells Known (6/7/4; save DC 13 + spell level): 0 *detect magic*, *light*, *mending*, *open/close*, *prestidigitation*, *read magic*; 1st *expeditious retreat*, *identify*, *magic missile*; 2nd *flaming sphere*.

Possessions: As an incorporeal creature, Anastrianna has no use for physical objects. Unfortunately for her, that means she can no longer cast *flaming sphere*, *identify*, *light*, *open/close*, or *read magic* (all of which have material or focus components).

Tillatal, Raven Familiar: HD 7; hp 23; Atk +6 melee; SQ can deliver touch attacks, can speak one language, improved evasion; Int 7; see the Raven entry in the *Monster Manual*.

ILLITHID SAVANT

Mind flayers are connoisseurs of brains, but some take this taste to the next level. The illithid savant is an academic who deals in applied science, acquiring new knowledge from the brains he consumes.

Often an illithid savant specializes in the arcane arts, usually as a wizard since he tends toward scholarly pursuits.

Bards, with their insatiable quest for knowledge, frequently gravitate to this career. Less often, a nonclassed mind flayer stumbles onto the path of the savant through consuming a particularly noteworthy brain.

Illithid savants make excellent support members for just about any group, although they prefer the company of other mind flayers. They usually bring several thralls of desired classes or creature types for consumption as needed. A savant often heads up an inquisition or even a cult to pursue his ends.

Hit Die: d4.

REQUIREMENTS

To qualify to become an illithid savant, a character must fulfill all the following criteria.

Race: Mind flayer.

Skills: Knowledge (arcana) 10 ranks.

Special: Must have consumed the brain of a creature of CR 9 or greater.

CLASS SKILLS

The illithid savant's class skills (and the key ability for each skill) are Bluff (Cha), Concentration (Con), Hide (Dex), Intimidate (Cha), Knowledge (any) (Int), Listen (Wis), Move Silently (Dex), Scry (Int, exclusive skill), Search (Int), Sense Motive (Wis), and Spot (Wis).

Skill Points at Each Level: 2 + Int modifier.

Class Features

All of the following are class features of the illithid savant prestige class.

Weapon and Armor Proficiency: Illithid savants neither gain nor lose proficiency with any weapons, armor, or shields by gaining levels in this class.

Acquire Skill (Ex): At 1st level, an illithid savant can acquire one skill known by a creature whose brain he has consumed, chosen at the time of consumption. He permanently gains all of the creature's ranks in that skill (but not racial or ability score bonuses to the skill modifier) even if his new total is more ranks than the illithid savant's current character level would normally allow. This skill becomes a class skill for the illithid savant, and he may buy more ranks in the skill if the new ranks do not cause him to exceed his maximum ranks in the skill.

At 4th, 6th, and 8th level, the illithid savant can acquire and use one additional skill from a brain.

Lore (Ex): At 1st level, an illithid savant gains the ability to make a special lore check twice per day to recall esoteric information from the brains of those he has consumed. Just as with a bardic knowledge check (see Chapter 3 of the *Player's Handbook* for more on this ability and typical check DCs), the illithid savant adds his level in this prestige class and his intelligence modifier as bonuses on any attempt to learn something unusual.

At 2nd, 5th, and 9th level, the illithid savant can make a special lore check two additional times per day.

Acquire Feat (Ex): At 2nd level, an illithid savant permanently acquires one of the feats of a consumed creature, pro-

vided he meets that feat's prerequisites. At 4th, 6th, and 8th level, the illithid savant can acquire and use one additional feat from a consumed brain.

Acquire Class Feature (Ex): At 3rd level, an illithid savant permanently gains one class feature of a consumed brain's owner, as a character of that creature's level in that class. If the former character was a spellcaster, the illithid savant is able to cast one spell of each level available to the character (if the victim was a wizard, the mind flayer must still consult a spellbook or learn from scrolls), as well as any bonus spells provided by the illithid savant's ability scores. If the illithid savant already has spellcasting levels, these spells are in addition to those granted by the illithid savant's spellcasting class levels.

At 7th level and again at 10th level, the illithid savant can gain another class feature from a consumed brain.

Acquire Special Attack or Special Quality (Ex): At 5th level, the illithid savant permanently gains one special attack or special quality of a consumed brain's owner. The chosen ability must not rely on a physical feature of the consumed creature, such as a gaze attack, a breath weapon, flight, or a natural attack with an appendage not possessed by the mind flayer. If the ability allows a saving throw, the illithid savant uses his own ability score modifier to determine the DC.

At 9th level, the illithid savant can gain another special attack or special quality from a consumed brain.

SAMPLE ILLITHID SAVANT

Sugglir Wissenka is a male mind flayer who pursued the path of the shadowdancer almost from birth. He and his shadow companion gathered many slaves for the glory of Sugglir's city. An assault by drow made Sugglir realize that his true loyalties lay among the illithids, so he abandoned his career as a shadowdancer and began developing his skills as an illithid savant. Sugglir is a devoted defender of his people. He may be encountered on missions to destroy threats to the illithids of his city.

Sugglir Wissenka: Male mind flayer Shd 3/Illithid Savant 3; CR 15; Medium-size aberration; HD 8d8+8 plus 3d8+3 plus 3d4+3; hp 72; Init +6; Spd 30 ft.; AC 24, touch 15, flat-footed 22; Atk +13 melee (1d4+1, 4 tentacles); Face/Reach 5 ft./5 ft.; SA extract, improved grab, *mind blast*, psionics, *shadow illusion*, sneak attack +7d6, *summon shadow*, SQ dark-vision 60 ft., evasion, hide in plain sight, lore 4/day, SR 25, telepathy, uncanny dodge; AL LE; SV Fort +10, Ref +11, Will +17; Str 12, Dex 14, Con 12, Int 20, Wis 17, Cha 18.

TABLE 7-2: THE ILLITHID SAVANT

Class Level	Base Attack Bonus	Fort Save	Ref Save	Will Save	Special
1st	+0	+0	+0	+2	Acquire skill 1, lore 2/day
2nd	+1	+0	+0	+3	Acquire feat 1, lore 4/day
3rd	+1	+1	+1	+3	Acquire class feature 1
4th	+2	+1	+1	+4	Acquire skill 2, acquire feat 2
5th	+2	+1	+1	+4	Acquire special attack or special quality 1, lore 6/day
6th	+3	+2	+2	+5	Acquire skill 3, Acquire feat 3
7th	+3	+2	+2	+5	Acquire class feature 2
8th	+4	+2	+2	+6	Acquire skill 4, acquire feat 4
9th	+4	+3	+3	+6	Acquire special attack or special quality 2, lore 8/day
10th	+5	+4	+3	+7	Acquire class feature 3

Skills and Feats: Bluff +16, Concentration +15, Diplomacy +16, Hide +22, Intimidate +11, Jump +7, Knowledge (arcana) +17, Listen +13, Move Silently +17, Perform +9, Search* +14, Sense Motive +13, Spot +18, Tumble +12; Combat Casting, Expertise, Great Fortitude**, Improved Initiative, Weapon Finesse (tentacle), Weapon Focus (tentacle).

Sneak Attack (Ex): This is an acquired class feature. If Sugglir can catch an opponent when she is unable to defend herself effectively from his attack, he can strike a vital spot for extra damage. Any time Sugglir's target would be denied her Dexterity bonus to Armor Class (whether she actually has a Dexterity bonus or not), Sugglir's attack deals +7d6 points of damage. Should Sugglir score a critical hit with a sneak attack, this extra damage is not multiplied.

It takes precision and penetration to hit a vital spot, so ranged attacks can only count as sneak attacks if the target is 30 feet away or less.

With a sap or an unarmed strike, Sugglir can make a sneak attack that deals subdual damage instead of normal damage. He cannot use a weapon that deals normal damage to deal subdual damage in a sneak attack, not even with the usual 4 penalty, because he must make optimal use of his weapon in order to execute the sneak attack.

Sugglir can only sneak attack living creatures with discernible anatomies—undead, constructs, oozes, plants, and incorporeal creatures lack vital areas to attack. Additionally, any creature immune to critical hits is similarly immune to sneak attacks. In addition, Sugglir must also be able to see the target well enough to pick out a vital spot and must be able to reach a vital spot. Sugglir cannot sneak attack while striking at a creature with concealment or by striking the limbs of a creature whose vitals are beyond reach.

Mind Blast (Sp): This attack is a cone 60 feet long. Anyone caught in this cone must succeed on a Will save (DC 18) or be stunned for 3d4 rounds. Mind flayers often hunt using this power and then drag off one or two of their stunned victims to feed upon.

Psionics (Sp): At will *astral projection*, *charm monster*, *detect thoughts*, *levitate*, *plane shift*, and *suggestion*. These abilities are as the spells cast by an 8th-level sorcerer (save DC 14 + spell level). The DCs are Charisma-based.

Improved Grab (Ex): To use this ability, Sugglir must hit a Small to Large creature with his tentacle attack. If he gets a hold, he attaches the tentacle to the opponent's head, Sugglir can grab a Huge or larger creature, but only if he can somehow reach the foe's head.

After a successful grab, Sugglir can try to attach his remaining tentacles with a single grapple check. The opponent can escape with a single successful grapple check or Escape Artist check, but Sugglir gets a +2 circumstance bonus for every tentacle that was attached at the beginning of the opponent's turn.

Extract (Ex): If Sugglir begins his turn with all four tentacles attached and successfully maintains his hold, he automatically extracts the opponent's brain, instantly killing that creature.

Telepathy (Su): Sugglir can communicate telepathically with any creature within 100 feet that has a language.

Hide in Plain Sight (Su): Sugglir can use the Hide skill even while being observed. As long as he is within 10 feet of some sort of shadow, he can hide from view in the open without anything to actually hide behind. He cannot, however, hide in his own shadow.

Evasion: If Sugglir is exposed to any effect that normally allows him to attempt a Reflex saving throw for half damage (such as a *fireball*), he takes no damage with a successful saving throw. The evasion ability can only be used if Sugglir is wearing light armor or no armor.

Uncanny Dodge: Sugglir can react to danger before his senses would normally allow him to even be aware of it. He retains his Dexterity bonus to Armor Class regardless of being caught flat-footed or struck by an invisible attacker. (He still loses his Dexterity bonus to Armor Class if immobilized.)

Shadow illusion (Sp): Sugglir can create visual illusions from surrounding shadows. This ability is identical to the arcane spell *silent image* and may be employed once per day.

Summon Shadow (Sp): Sugglir has summoned a shadow, an undead shade (see the Shadow entry in the *Monster Manual* for its statistics). Unlike a normal shadow, this

shadow's alignment matches Sugglir's. The summoned shadow cannot be turned, rebuked, or commanded by any third party. This shadow serves as a companion to Sugglir and can communicate intelligibly with him.

If his shadow companion is destroyed, or if Sugglir chooses to dismiss it, Sugglir must attempt a Fortitude save (DC 15). If the saving throw fails, he loses 600 experience points. A successful saving throw reduces the loss to 300 XP. A destroyed or dismissed shadow companion cannot be replaced for a year and a day.

Skills: *This is an acquired skill.

Feats: **This is an acquired feat.

Lore (Ex): Sugglir gets a +9 bonus on his lore checks. He can use this ability twice a day.



Companions: Sugglir has a shadow as a companion (see Summon Shadow, above) and two grimlock slaves.

Possessions: Amulet of natural armor +3, bracers of armor +3, ring of protection +3, cloak of resistance +3, +1 mighty composite shortbow (+1 Str bonus), 20 sleep arrows.

MASTER OF FLIES

Ravings from fevered explorers describe an unstoppable horror, a swarming mass that creeps under doors and through window frames to drain the life from its hapless prey. Such stories are usually dismissed, but they do contain a kernel of truth. The master of flies is an intelligent swarm that can form a massive being at need, or a single creature that can dissolve into a cloud of vermin.

A master of flies may be a creature having an affinity with vermin, such as a drider or an aranea. Sometimes she is a being who has an innate ability to summon creatures, such as a vampire. The master of flies is a favorite prestige class of demons, who revel in the horrific. Sometimes even a druid may follow this path.

Becoming a master of flies usually appeals to a depraved personality intent on horror and destruction. Such beings shun all contact with others except to insinuate themselves into a group of potential prey.

Hit Die: d8.

REQUIREMENTS

To qualify to become a master of flies, a character must fulfill all the following criteria.

Alignment: Any nongood.

Skills: Escape Artist 5 ranks, Knowledge (nature) 8 ranks.

Feats: Quick Change (see Chapter 4).

Special: Must possess the ability to change form, such as from an alternate form ability, the shapechanger subtype, or a *wild shape* ability.

CLASS SKILLS

The master of flies' class skills (and the key ability for each skill) are Balance (Dex), Climb (Str), Control Shape (Wis), Disguise (Cha), Escape Artist (Dex), Handle Animal (Cha), Hide (Dex), Jump (Str), Knowledge (nature) (Int), Move Silently (Dex), Survival (Wis), and Swim (Str).

Skill Points at Each Level: 6 + Int modifier.

CLASS FEATURES

All of the following are class features of the master of flies prestige class.

Weapon and Armor Proficiency: A master of flies neither gains nor loses proficiency with any weapons, armor, or shields by gaining levels of this class.

Summon Swarm (Sp): A master of flies can use *summon swarm* as a sorcerer of her character level. She can use this ability once per day per level she has attained in this prestige class. The creatures summoned must be vermin; roll 1d20 on the following table.

d20	Swarm Type
1–6	Spiders (vermin, poisonous)
7–13	Centipedes (vermin, poisonous)
14–20	Flying beetles (vermin)

Swarm Shape (Su): Beginning at 2nd level, a master of flies can take the form of a swarm of vicious little vermin and return to her own form. This effect is similar to that of a *summon swarm* spell, except that the swarm is of the same size category as the caster (and it has the same face statistic as the caster). The master of flies can choose the type of vermin from the table above. In swarm shape, she can move at a speed of 15 feet, or up to 45 feet if the swarm flies (poor maneuverability).

The swarm has the same number of hit points as the original creature and can be damaged by fire and area-effect spells and abilities. If the swarm is dispersed (by *gust of wind*, for example), the master of flies must return to her own shape. To do so, the dispersed creatures must first coalesce (at the swarm's speed); the master of flies must take a standard action on the following round to transform.

A master of flies can use this ability once per day at 2nd level and more times per day at 3rd, 4th, 6th, 7th, and 9th level, as shown on Table 7–3: The Master of Flies.

At 5th level, a master of flies is able to take the shape of a swarm identical to that produced by an *insect plague* spell, except that the swarm can be no more than one size larger than the master of flies (you can choose the face if more than one is available). This swarm can move at half the master of flies' normal speed and can fly at the same speed (clumsy maneuverability).

At 8th level, a master of flies is able to take the shape of a swarm identical to that produced by a *creeping doom* spell, except that the swarm can be no more than two size categories larger than the master of flies (you can choose the face statistic if more than one is possible). This mass of vermin can only move at 10 feet per round and cannot fly.

In all other respects, the swarm shape ability is identical to the druid's *wild shape* ability (see Chapter 3 of the *Player's Handbook*).

TABLE 7–3: THE MASTER OF FLIES

Class Level	Base Attack Bonus	Fort Save	Ref Save	Will Save	Special
1st	+0	+0	+0	+2	Summon swarm
2nd	+1	+0	+0	+3	Swarm shape 1/day
3rd	+2	+1	+1	+3	Swarm shape 2/day, pied piper
4th	+3	+1	+1	+4	Swarm shape 3/day
5th	+3	+1	+1	+4	Swarm shape (plague), <i>insect plague</i>
6th	+4	+2	+2	+5	Swarm shape 4/day
7th	+5	+2	+2	+5	Swarm shape 5/day, flyblown
8th	+6	+2	+2	+6	Swarm shape (doom), <i>creeping doom</i>
9th	+6	+3	+3	+6	Swarm shape 6/day, <i>awaken vermin</i>
10th	+7	+4	+3	+7	Swarm leap

Pied Piper (Su): At 3rd level, a master of flies is able to influence vermin to a limited extent. She can use this ability once per day per level in this prestige class to charm a number of Hit Dice of vermin equal to or less than her character level, starting with the lowest Hit Dice vermin within range and moving up in Hit Dice until the limit is reached. The range of this effect is 10 feet \times the master of flies' level. The vermin are allowed Will saves against this effect (DC 14 + Cha modifier), and any that make their save cannot be affected again by the pied piper ability of that master of flies for one day.

Charmed vermin move toward the master of flies at their land speed, taking the most direct path available. If the path leads into a dangerous area, the creatures get another saving throw. Charmed vermin can take no actions other than to defend themselves. If the master of flies moves, the charmed vermin follow. This effect lasts for as long as the master of flies concentrates. Once concentration is broken, those vermin cannot be affected again by the pied piper ability of that master of flies for one day.

Insect Plague (Sp): Beginning at 5th level, a master of flies can use the spell-like ability *insect plague* as a sorcerer of her class level. She can use this ability once per day per level in this prestige class.

Flyblown (Su): At 7th level, a master of flies can shift to a swarm shape and back as a free action.

Creeping Doom (Sp): Beginning at 8th level, a master of flies

can use the spell-like ability *creeping doom* as a sorcerer of her class level. She can use this ability once per day per level in this prestige class.

Awaken Vermin (Sp): At 9th level, a master of flies gains the ability to awaken humanlike sentience in a vermin.

She can use this ability once per week. This ability is identical to the 5th-level druid spell *awaken*, except that only vermin can be affected and there is no XP cost.

Swarm Leap

(Su): At 10th level, a master of flies becomes completely attuned to the throb and hum of vermin swarms, gaining the supernatural ability to instantaneously transport herself over great distances through that medium. Once per day as a standard action, she can enter any swarm of mundane vermin whose size equals or exceeds her own and travel to another such swarm in a single round, regardless of distance.

The master of flies merely designates a distance and direction ("a swarm 50 miles south of here"), and the swarm leap ability transports her to a destination swarm as close as possible to the desired location. She can attempt to name a specific swarm ("a beehive in an apiary just outside the city of Greyhawk"), but if no such target exists, the ability fails and the master of flies is ejected from the entry swarm.

Both the entry swarm and the destination swarm must be alive, but they can be either naturally occurring or summoned. A master of flies in swarm shape cannot use herself as the entry point, but she could enter through an *insect plague* she created in a previous round. She could even use another master of flies in swarm shape as the entry or destination swarm. When exiting a swarm, the master of flies must choose an adjacent 5-foot-by-5-foot space in which to appear (or a correspondingly larger space if it is larger than Medium-size).



Except as noted here, this ability functions like the 6th-level druid spell *transport via plants*.

SAMPLE MASTER OF FLIES

Mictēcacihuatl appointed herself guardian of the forest she calls home. As a ranger, she patrolled her forest, frightening off intruders and slaying despoilers out of hand. As she gained knowledge in the ways of nature, she embraced the spider side of her nature and became a master of flies. Mictēcacihuatl is fond of spider swarms, and her forest teems with them.

Mictēcacihuatl: Female aranea Rgr 3/Master of Flies 5; CR 12; Medium-size magical beast (shapechanger); HD 3d10+6 plus 3d10+6 plus 5d8+10; hp 73; Init +3; Spd 50 ft., climb 25 ft.; AC 20, touch 15, flat-footed 17; Atk +11 melee (1d6 plus poison, bite), or +11 ranged (web), or +14 melee (1d8+1/×3, +1 longspear); Face/Reach 5 ft./5 ft. (10 ft. with longspear); SA *insect swarm*, poison, spells, web, *summon swarm*; SQ alternate form, darkvision 60 ft., favored enemy giants +1, pied piper, swarm shape 3/day (plague); AL N; SV Fort +9, Ref +8, Will +9; Str 12, Dex 16, Con 14, Int 14, Wis 13, Cha 14.

Skills and Feats: Climb +16, Concentration +11, Craft (weaving) +9, Escape Artist +9, Handle Animal +7, Hide +18, Jump +11, Knowledge (nature) +9, Listen +8, Move Silently +18, Spot +8, Survival +11; Quick Change, Track, Weapon Finesse (bite), Weapon Focus (longspear).

Spells: Mictēcacihuatl casts spells as a 3rd-level sorcerer (save DC 12 + spell level). She prefers illusions and charms and avoids fire spells.

Web (Ex): In spider or hybrid form (see Alternate Form, below), Mictēcacihuatl can use her web ability up to six times per day. This is similar to an attack with a net but has a maximum range of 50 feet, with a range increment of 10 feet, and is effective against targets of up to Large size (see the Net entry in Chapter 7 of the *Player's Handbook* for details). The web anchors the target in place, allowing no movement.

An entangled creature can escape with a successful Escape Artist check (DC 20) or burst the web with a successful Strength check (DC 26). The web has 6 hit points and takes double damage from fire.

Poison (Ex): Bite, Fortitude save (DC 13); initial damage 1d6 Strength, secondary damage 2d6 Strength.

Alternate Form (Su): Mictēcacihuatl's natural form is that of a Large monstrous spider. She can assume two other forms—an elf or a Medium-size spider-humanoid hybrid. Changing form is a move-equivalent action (see Quick Change in Chapter 4).

In humanoid form, Mictēcacihuatl gains all the abilities of the form (for example, Mictēcacihuatl in elf form has elf traits). She keeps her ability scores and can cast spells, but she cannot use webs or poison in humanoid form.

In hybrid form, Mictēcacihuatl looks like a humanoid at first glance, but a successful Spot check (DC 18) reveals her fangs and spinnerets. She can use weapons and webs in this form.

Mictēcacihuatl remains in one form until she chooses to assume a new one. A change in form cannot be dispelled, nor does she revert to its natural form when killed. A *true seeing* spell, however, reveals her natural form if she is in humanoid or hybrid form.

Favored Enemy: Mictēcacihuatl has selected giants as a favored enemy. She gains a +1 bonus on her Bluff, Listen, Sense Motive, Spot, and Survival checks when using these skills against this type of creature. She gets the same bonus on weapon damage rolls against creatures of this type. She also gets the damage bonus with ranged weapons if the target is within 30 feet.

Summon Swarm (Sp): Mictēcacihuatl can use her *summon swarm* ability five times per day as a 5th-level sorcerer. The creatures summoned must be vermin; roll 1d20 on the following table.

d20	Swarm Type
1–6	Spiders (vermin, poisonous)
7–13	Centipedes (vermin, poisonous)
14–20	Flying beetles (vermin)

Swarm Shape (Su): Three times per day, Mictēcacihuatl can take the form of a swarm of vicious little vermin and return to her own form once per day. This effect is similar to that of a *summon swarm* spell, except that the swarm is of up to Medium-size. Mictēcacihuatl can choose the type of vermin from the *summon swarm* table above. In swarm shape, Mictēcacihuatl can move at up to 15 feet, or up to 45 feet if the swarm flies (poor maneuverability).

The swarm has the same number of hit points as Mictēcacihuatl and can be damaged by fire and area-effect spells and abilities. If the swarm is dispersed (by *gust of wind*, for example), Mictēcacihuatl must return to her own shape. To do so, the dispersed creatures must first coalesce (at the swarm's speed); Mictēcacihuatl must take a standard action on the following round to transform.

Mictēcacihuatl is also able to take the shape of a swarm identical to that produced by an *insect plague* spell, except that the swarm can be no more than Large size (she chooses her face statistic, either 5 ft. or 10 ft.). This swarm can move at half of Mictēcacihuatl's land speed and can fly at the same speed (clumsy maneuverability).

In all other respects, the swarm shape ability is identical to the druid's *wild shape* ability.

Pied Piper (Su): Mictēcacihuatl is able to influence vermin to a limited extent. She can use this ability five times per day to charm up to 5 Hit Dice of vermin, starting with the lowest Hit Dice vermin within range and moving up in Hit Dice until the maximum is reached. The range of this effect is 50 feet. The vermin are allowed Will saves against this effect (DC 16), and any that make their save cannot be affected again by Mictēcacihuatl's pied piper ability for one day.

Charmed vermin move toward Mictēcacihuatl at their basic speed, taking the most direct path available. If the path leads into a dangerous area, the creatures get another saving throw. Charmed vermin can take no actions other than to defend themselves. If Mictēcacihuatl moves, the charmed vermin follow. This effect lasts for as long as Mictēcacihuatl concentrates. Once concentration is broken, those vermin cannot be affected again by Mictēcacihuatl's pied piper ability for one day.

Insect Plague (Sp): Five times per day, Mictēcacihuatl can use her *insect plague* ability as a 5th-level sorcerer.

Sorcerer Spells Known (5/4; save DC 12 + spell level): 0 light, mage hand, mending, prestidigitation, read magic; 1st mage armor, magic missile, shield, identify.

Possessions: amulet of natural armor +2, ring of protection +2, bracers of armor +2, cloak of resistance +2, +1 longsword, four 100 gp pearls, 395 gp.

SCALED HORROR

Scaled horrors are elite amphibious soldiers. They specialize in guarding the watery borders of lizardfolk domains. Striking abruptly from the water's edge, they leave fear and destruction in their wake. Many an unwary intruder is last seen as a trail of bubbles in the marsh waters, taken below by scaled horrors.

Lizardfolk are the most common scaled horrors, but locathahs, merfolk, and sahuagin sometimes have similar guardians. Occasionally kuo-toas train as scaled horrors as well.

As NPCs, scaled horrors work in squads of 2–5 members along the edges of their people's domains. They sometimes serve other races as mercenaries, but always in situations where they can fight from the water. They rarely work alone, but even a solitary scaled horror is a skilled guerrilla.

Hit Die: d10.

REQUIREMENTS

To qualify to become a scaled horror, a character must fulfill all the following criteria.

Race: Character must have either the aquatic or the reptilian subtype.

Base Attack Bonus: +5.

Skills: Hide 5 ranks, Move Silently 5 ranks, plus either Swim 5 ranks or a +8 racial bonus on Swim checks.

CLASS SKILLS

The scaled horror's class skills (and the key ability for each skill) are Climb (Str), Concentration (Con), Hide (Dex), Jump (Str), Listen (Wis), Move Silently (Dex), Search (Int), Spot (Wis), Survival (Wis), and Swim (Str).

Skill Points at Each Level: 4 + Int modifier.

CLASS FEATURES

All of the following are class features of the scaled horror prestige class.

Weapon and Armor Proficiency: Scaled horrors are

proficient with all simple and martial weapons, shields, and light armor. Otherwise they neither gain nor lose weapon, armor, or shield proficiency by taking levels in this class.

Improved Grab (Ex): If a scaled horror hits with its natural weapons or unarmed attack, it deals normal damage and attempts to start a grapple as a free action without provoking an attack of opportunity. The ability works only against opponents of the same size or smaller. The scaled horror has the option to conduct the grapple normally, or simply use its natural weapons or unarmed attack to hold the opponent. Each successful grapple check it makes during successive rounds automatically deals damage given for the attack that established the hold.

Keen Scent (Ex): A scaled horror can notice creatures by scent in a 180-foot radius, provided both the scaled horror and the creature are in the same body of water, and can detect blood in the water at a range of up to 1 mile.

Spells: Beginning at 1st level, a scaled horror gains the ability to cast divine spells from the ranger spell list (see Chapter 11 of the *Player's Handbook*). To cast a spell, the scaled horror must have a Wisdom score of at least 10 + the spell's level, so a scaled horror with a Wisdom of 10 or lower cannot cast these spells. Scaled horror bonus spells are based on Wisdom, and saving throws against these spells have a DC of 10 + spell level + the scaled horror's Wisdom bonus. When the scaled horror gets 0 spells of a given level, such as 0 1st-level spells at 1st level, the scaled horror gets only bonus spells. A scaled horror without a bonus spell for that level cannot yet cast a spell of that level. A scaled horror prepares and casts spells just as a ranger does (though the scaled horror's caster level is the same as its class level).

Freedom of Movement (Ex): Beginning at 2nd level, a scaled horror moves and fights underwater as if subject to the spell *freedom of movement*.

Damage Reduction (Ex): Starting at 4th level, a scaled horror gains the ability to shrug off some amount of injury from each blow or attack. Subtract 2 from the damage the scaled horror takes each time he is dealt damage. At 10th level, this damage reduction rises to 4/. Damage reduction cannot reduce damage to less than 0.

Spring Attack (Ex): At 5th level, a scaled horror gains Spring Attack as a bonus feat.

Silent Spell: At 7th level, a scaled horror gains Silent Spell as a bonus feat.

Still Spell: At 8th level, a scaled horror gains Still Spell as a bonus feat.

TABLE 7–4: THE SCALED HORROR

Class Level	Base Attack Bonus	Fort Save	Ref Save	Will Save	Special	1st	Spells per Day			
							2nd	3rd	4th	
1st	+0	+2	+0	+0	Improved grab, keen scent	0				
2nd	+1	+3	+0	+0	Freedom of movement	1				
3rd	+2	+3	+1	+1		1	0			
4th	+3	+4	+1	+1	Damage reduction 2/	1	1			
5th	+3	+4	+1	+1	Spring Attack	1	1	0		
6th	+4	+5	+2	+2		1	1	1		
7th	+5	+5	+2	+2	Silent Spell	2	1	1	0	
8th	+6	+6	+2	+2	Still Spell	2	1	1	1	
9th	+6	+6	+3	+3		2	2	1	1	
10th	+7	+7	+3	+3	Damage reduction 4/	2	2	2	1	

SAMPLE SCALED HORROR

This example uses a lizardfolk, Saebeohrt Rippling Death, who took enough levels of fighter to qualify for scaled horror. Saebeohrt terrorizes the borders of his community, viciously attacking intruders and even those just passing too close. Occasionally he leads raids on nearby communities to remind them just how dangerous lizardfolk can be. He considers raids on human settlements to be hunting expeditions.

Leaders in his community are beginning to fear being usurped by him, but Saebeohrt realizes that a leader must think about more than just inflicting pain and suffering on living creatures, and as such he has no desire for political power.

Saebeohrt Rippling Death:

Male lizardfolk
Ftr 4/Scaled
Horror 2; CR 7;
Medium-size
humanoid (aquatic, reptilian);
HD 2d8+4 plus
4d10+8 plus
2d10+4; hp 58;
Init+4; Spd 30 ft.;
AC 21, touch 10,
flat-footed 21;
Atk +9 melee
(1d4+3, 2 claws)
and +7 melee
(1d4+1, bite), or
+10/+5 melee (1d8+5/x3,
+1 unholy battleaxe), or +6 ranged
(5d6+3, javelin of lightning); Face/Reach
5 ft./5 ft.; SA improved grab; SQ freedom
of movement; AL NE; SV Fort +8, Ref +4, Will +2; Str 16,
Dex 10, Con 14, Int 12, Wis 12, Cha 8.

Skills and Feats: Balance +4, Climb +6, Handle Animal +2, Hide +5, Jump +14, Listen +4, Move Silently +5, Spot +5, Swim +16; Improved Initiative, Multiattack, Track.

Improved Grab (Ex): If Saebeohrt hits with both claw attacks, he deals normal damage and attempts to start a grapple as a free action without provoking an attack of opportunity. Improved grab works only against Medium-size and smaller opponents. Saebeohrt has the option to conduct the grapple normally, or simply use his claws to hold the oppo-

nent. Each successful grapple check he makes during successive rounds automatically deals 2d4+6 points of claw damage.

Freedom of Movement (Ex): Saebeohrt moves and fights underwater as if subject to the spell *freedom of movement*.

Skills: Thanks to his tail, Saebeohrt receives a +4 racial bonus on Jump, Swim, and Balance checks.

Ranger Spells Prepared (2; save DC 12): 1st *magic fang*, pass without trace.

Possessions: +1 mithral shirt, +1 darkwood shield, +1 unholy battleaxe, 5 javelins of lightning, 2 potions of swimming, 4 potions of cure moderate wounds, 78 gp.



SIREN

Some harpies hone their mind-affecting songs to add new effects. A harpy siren is an artist who constantly seeks to expand and improve upon her innate sonic ability.

Any creature with a mind-affecting sonic ability could take this prestige class, but few other than harpies are intelligent enough.

Cloakers sometimes hone their already impressive sonic abilities. A rare gibbering mouther or yeth hound may follow this path, but only excep-

tional individuals.

Sirens can be problematic in a party, since their sonic abilities are often indiscriminate. With increasing expertise, however, they can focus their talents to become excellent support for combat specialists, softening up opposition for killing strokes.

Hit Die: d4.

REQUIREMENTS

To qualify to become a siren, a character must fulfill all the following criteria.

Skills: Bluff 6 ranks, Intimidate 6 ranks, Perform 8 ranks


(includes either ballad, buffoonery, chant, epic, limericks, melody, ode, or storytelling).

Special: Must possess an innate sonic, mind-affecting ability.

CLASS SKILLS

The siren's class skills (and the key ability for each skill) are Bluff (Cha), Craft (any) (Int), Diplomacy (Cha), Gather Information (Cha), Intimidate (Cha), Listen (Wis), Perform (Cha), Profession (any) (Wis), Search (Int), and Sense Motive (Wis).

Skill Points at Each Level: 4 + Int modifier.



Class Features

All or the following are class features of the siren prestige class.

Weapon and Armor Proficiency: Sirens neither gain nor lose proficiency with any weapons, armor, or shields by gaining levels in this class.

Reverberation (Su): At 1st level, the siren gains Reverberation (see Chapter 4) as a bonus feat.

Song of Despair (Su): At 2nd level, a siren begins to enhance her already formidable sonic abilities with addition-

al effects. Once per day, she can overlay a despair effect on her sonic attack identical to that of an *emotion* spell. Those affected by the sonic attack make their saving throws for that attack before resolving the despair effect. The Will save DC to resist this effect is 12 + the siren's level + the siren's Cha modifier. The despair effect lasts 1 round per siren class level.

Charisma Bonus (Ex): At 3rd level, a siren gains a +2 inherent bonus to her Charisma score. This bonus rises to +4 at 6th level and to +5 at 8th level.

Song of Nightmare (Su): At 4th level, a siren gains a new sonic ability. Once per day per level in this prestige class, she can overlay a terrifying effect on her sonic attack. This is identical to the effect of a *phantasmal killer* spell, affects all creatures within range of the siren's sonic attack, and has instantaneous duration. The Will and Fortitude saves to resist this effect have a DC of 12 + the siren's level + the siren's Cha modifier.

Song of Idiocy (Su): At 5th level, a siren gains a new sonic ability. Once per day per level in this prestige class, she can overlay an Intelligence-damaging effect on her sonic attack. This is identical to the effect of a *feeblemind* spell, affects all creatures within range of the siren's sonic attack, and has instantaneous duration. The Will save to resist this effect has a DC of 12 + the siren's level + the siren's Cha modifier, and arcane spellcasters and creatures that use arcane spell-like abilities take a 4 penalty on their saves.

Song of Weakness (Su): At 7th level, a siren gains a new sonic ability. Once per day per level in this prestige class, she

TABLE 7-5: THE SIREN

Class Level	Base Attack Bonus	Fort Save	Ref Save	Will Save	Special
1st	+0	+0	+0	+2	Reverberation
2nd	+1	+0	+0	+3	Song of despair
3rd	+2	+1	+1	+3	Charisma bonus +2
4th	+3	+1	+1	+4	Song of nightmare
5th	+3	+1	+1	+4	Song of idiocy
6th	+4	+2	+2	+5	Charisma bonus +4
7th	+5	+2	+2	+5	Song of weakness
8th	+6	+2	+2	+6	Charisma bonus +5
9th	+6	+3	+3	+6	Song of stone
10th	+7	+4	+3	+7	Song of death

can overlay a level-draining effect on her sonic attack. This is identical to the effect of an *enervation* spell, except that all creatures within range of the siren's sonic attack are entitled to a Fortitude save to resist the effect, and it has instantaneous duration. The Fortitude save to resist this effect, and to remove the negative levels, has a DC of 12 + the siren's level + the siren's Cha modifier.

Song of Stone (Su): At 9th level, a siren gains a new sonic ability. Once per day per level in this prestige class, she can overlay a *flesh to stone* effect on her sonic attack. This is identical to the spell, affects all creatures within range of the siren's sonic attack, and has instantaneous duration. The Fortitude save to resist this effect has a DC of 12 + the siren's level + the siren's Cha modifier.

Song of Death (Su): At 10th level, a siren's sonic attack reaches its zenith. Once per day, she can overlay a *power word, kill* effect on her sonic attack. This is identical to the spell cast as an area spell and has instantaneous duration.

SAMPLE SIREN

Melantha Akanthapoula always loved to sing. Even when there was no prey to hear, she sang. A passing band of adventurers included a bard, and she became fascinated by bardic song. The idea that a creature could modify its song to produce specific effects intrigued her, and led her to become a siren. She seeks out performers to compete with them in singing contests. She prefers her competitions with bards to have a little more spice, so she usually tries to captivate them or their companions and overlays her song of despair to further hinder their saving throws.

Melantha Akanthapoula: Female harpy Siren 2; CR 6; Medium-size monstrous humanoid; HD 7d8 plus 2d4; hp 36; Init +3; Spd 20 ft., fly 80 ft. (average); AC 20, touch 15, flat-footed 17; Atk +8 melee (1d3, 2 claws), or +9/+4 melee (1d6+1, +1 club); Face/Reach 5 ft./5 ft.; SA captivating song, song of despair; SQ darkvision 60 ft.; AL CE; SV Fort +1, Ref +9, Will +9; Str 10, Dex 16, Con 10, Int 12, Wis 10, Cha 16.

Skills and Feats: Bluff +9, Intimidate +9, Listen +4, Perform +14, Spot +4; Dodge, Flyby Attack, Persuasive, Reverberation.

Feats: Saving throw DCs below already include the bonus for Reverberation.

Captivating Song (Su): Melantha's most insidious ability is her song. When she sings, all creatures (other than harpies) within a 300-foot spread must succeed on a Will save (DC 15 + her Cha modifier, including any benefit from her *potions of Charisma*) or become utterly captivated. This is a sonic, mind-affecting charm effect. If the save is successful, that creature cannot be affected again by Melantha's song for one day.

A captivated victim walks toward Melantha, taking the most direct route available. If the path leads into a dangerous area such as through flame or off a cliff, that creature gets a second saving throw. Captivated creatures can take no actions other than to defend themselves. (Thus, a fighter cannot run away or attack but takes no defensive penalties.) A victim within 5 feet of Melantha stands there and offers no resistance to her attacks. The effect continues for as long

as she sings. A bard's countersong ability allows the captivated creature to attempt a new Will save.

Song of Despair (Su): Once per day, Melantha can overlay a despair effect on her sonic attack identical to that of an *emotion* spell. Those affected by the sonic attack make their saving throws for that attack before resolving the despair effect. The Will save DC to resist this effect is 14 + her Charisma modifier, including any benefit from her *potions of Charisma*. The despair effect lasts 2 rounds.

Possessions: amulet of natural armor +2, bracers of armor +2, cloak of resistance +2, ring of protection +2, +1 club, 2 portion of Charisma, 100 gp.

SLAAD BROODER

Slaadi are chaos personified—no two are exactly identical. Only a few of the baser sorts live long enough to advance to the rank of gray slaad or death slaad, but the slaad brooder is another path of development. The brooder's sole purpose is to implant as many egg pellets as he can to produce the widest possible range of progeny.

Only red slaadi can naturally implant egg pellets, but they are the most common and the most widespread of their ilk. Those not gifted with the ability may acquire it by taking this prestige class. A superior brooder can aspire to a rank of great respect in slaad society, second only to gray slaadi in power. The path, though, is one whose end few survive to attain.

Slaadi don't get along well with one another, let alone with nonslaadi. Slaad brooders are always loners, roving through Limbo and traveling to other planes to establish rookeries.

Hit Die: d8.

REQUIREMENTS

To qualify to become a slaad brooder, a character must fulfill all the following criteria.

Race: Any slaad.

Alignment: Any chaotic.

Skills: Concentration 10 ranks.

Feats: Great Fortitude, Improved Multiattack.

CLASS SKILLS

The slaad brooder's class skills (and the key ability for each skill) are Climb (Str), Concentration (Con), Hide (Dex), Jump (Str), Listen (Wis), Move Silently (Dex), Search (Int), and Spot (Wis).

Skill Points at Each Level: 2 + Int modifier.

CLASS FEATURES

All of the following are class features of the slaad brooder prestige class.

Weapon and Armor Proficiency: A slaad brooder neither gains nor loses proficiency with any weapons, armor, or shields by gaining levels in this class.

Implant (Ex): A slaad brooder gains the ability to implant pellets with any of his natural attacks. If he previously had a similar ability (red slaad's implant ability or blue slaad's dis-

ease ability), he can now use that ability with any of his natural attacks. The affected creature must succeed on a Fortitude save (DC 10 + slaad brooder's character level + slaad brooder's Con modifier) to avoid implantation. The egg gestates for one week before hatching into a slaad that eats his way out, killing the host. Twenty-four hours before the egg fully matures, the host falls extremely ill (–10 to all ability scores). A *remove disease* spell rids a host of the pellet, as does a successful Heal check (DC 20). If the check fails, the healer can try again, but each attempt (successful or not) deals 1d4 points of damage to the patient.

If the brooder is a blue slaad, the pellet hatches into a red slaad. If the brooder is a red slaad, the pellet hatches into a blue slaad. If the host is an arcane spellcaster, the egg pellet instead hatches into a green slaad.

Improved Grab (Ex): If a slaad brooder hits with one or more claw or rake attacks, it deals normal damage and attempts to start a grapple as a free action without provoking an attack of opportunity. The ability works only against opponents of the same size or smaller. The slaad brooder has the option to conduct the grapple normally, or simply use its natural weapons to hold the opponent. Each successful grapple check it makes during successive rounds automatically deals bite damage.

Imbue Pellet (Su): At 2nd level, a slaad brooder imbues a single egg pellet with an additional feature randomly determined from the options described below (roll d4 and apply the appropriate feature). This feature affects the host as indicated. Where a save is permitted, the DC is equal to 10 + slaad brooder's character level + slaad brooder's Con modifier. Roll separately for each implant attack.

1. *Burn*: The pellet deals 1d6 points of heat damage to the host on the round of implantation. A successful Fortitude save halves the damage. The pellet deals an additional 1d6 points of heat damage on the next round unless the host makes a successful Fortitude save.

2. *Caustic*: As the burn feature, except that the damage is acid damage.

3. *Chill*: As the burn feature, except that the damage is cold damage.

4. *Shock*: As the burn feature, except that the damage is electricity damage.

Deep Implant (Ex): At 3rd level, a slaad brooder can implant his pellet more deeply within the host's body, adding +2 to the DC of the Fortitude save to resist implantation. In addition, repeated Heal checks after the first to remove the pellet deal 1d6 points of damage to the patient

instead of the usual 1d4 points, as the healer must cut more deeply into the host's body.

Rapid Hatching (Ex): On reaching 4th level, a slaad brooder gains the ability to transfer some of his own vitality into the egg pellet, allowing it to mature more quickly. The egg hatches in 24 hours instead of 1 week. Six hours before it hatches, the host comes down with the severe illness, losing 10 points from each ability score.

Chaos Focus (Su): At 5th level, a slaad brooder's imbue pellet ability becomes more potent: The DC to halve or negate the damage from the additional feature of the pellet (burn, caustic, chill, or shock) increases by +2.

Multiple Implant (Ex): At 6th level, a slaad brooder can implant more than one pellet within the host's body. Each of his natural attacks that hits can implant an egg pellet.

Color Choice (Ex): At 7th level, a slaad brooder can choose the color of his spawn. He can produce a green slaad even if the host creature is not an arcane spellcaster. He can determine the color of each pellet's spawn if he has implanted more than one in the same host.

Heighten Chaos (Su): At 8th level, the DC to halve or negate the damage from the additional feature of an egg pellet increases by +2. This bonus stacks with the bonus provided by the chaos focus ability.

Corporeal Instability (Su): On reaching 9th level, a slaad brooder can effect a terrible transformation on the host creature. Unless she makes a successful Fortitude save (DC 10 + slaad brooder's level + Slaad brooder's Con modifier), the host's shape melts into a formless mass. She cannot hold or use any item, nor can she wear clothing or armor. Her speed drops to 10 feet or one-quarter normal, whichever is lower. She can no longer cast spells or use magic items, and she cannot distinguish between friend and foe, attacking blindly (–4 penalty on attack rolls, 50% miss chance).

For each round the host spends in an amorphous state, she takes 1 point of permanent Wisdom drain from mental shock. If the creature's Wisdom score falls to 0, she becomes catatonic and unresponsive. A creature can regain her own shape for 1 minute with a successful Charisma check (DC 15). On a failure, the creature can still repeat the check each round until successful.

A *shapechange* or *sloneskin* spell fixes the affected creature's form for the duration of the spell, although it does not cure the affliction. The corporeal instability can be removed with a *restoration*, *greater restoration*, or *heal* spell; a separate *restoration* spell is required to restore Wisdom drain.

TABLE 7–6: THE SLAAD BROODER

Class Level	Base Attack Bonus	Fort Save	Ref Save	Will Save	Special
1st	+1	+2	+0	+2	Implant, improved grab
2nd	+2	+3	+0	+3	Imbue pellet
3rd	+3	+3	+1	+3	Deep implant
4th	+4	+4	+1	+4	Rapid hatching
5th	+5	+4	+1	+4	Chaos focus
6th	+6	+5	+2	+5	Multiple implant
7th	+7	+5	+2	+5	Color choice
8th	+8	+6	+2	+6	Heighten chaos
9th	+9	+6	+3	+6	Corporeal instability, death spawn
10th	+10	+7	+3	+7	Dominate spawn

Death Spawn (Ex): At 9th level, a slaad brooder's extraordinary vitality gives his egg pellets the ability to hatch even from a host that has died (the death of a host becomes an increasingly likely event as a brooder becomes more powerful). Neither *remove disease* spells nor Heal checks can destroy the pellets growing in a dead host, but destruction of the body by fire, acid, *disintegrate* spells, and the like will do so.

Dominate Spawn (Sp): On reaching 10th level, the slaad brooder becomes the undisputed master of spawn. If he is present at the hatching of a red, blue, or green slaad, he can take control of the newborn as with a *dominate monster* spell. The effect lasts one day per slaad brooder's character level. The hatchling can resist the effect with a successful Will save (DC 10 + slaad brooder's level + slaad brooder's Con modifier).

A slaad brooder that has reached this level of power is a threat to the dominance of death slaadi, who are his implacable enemies.

SAMPLE SLAAD BROODER

In his isolated lair, Frode the Gory broods. He has no desire to implant other creatures. That would only create more of the hated blue slaadi. Frode has bigger dreams. Venturing out of his caves to create chaos from simple pranks to catastrophic disasters, Frode desires the ultimate ability of a slaad brooder. To be able to control the results of his implantation, and dominate his spawn. With an army at his claws, Frode can truly cause chaos, and no other slaad could ever torment him again.

Frode the Gory: Male red slaad Ftr 2/Slaad Brooder

1; CR 10; Large outsider (chaotic)
HD 7d8+28 plus 2d10+8 plus 1d8+4; hp 86; Ink +1; Spd 30 ft.; AC 29, touch 13, flat-footed 28; Ark +13 melee (2d8+4, bite) and +13 melee (1d4+2, 2 claws), or +14 melee (2d6+7/×3, Huge +1 chaotic shortspear), or +11 ranged (2d6+7/×3, Huge +1 chaotic shortspear); Face/Reach to ft./10 ft.; SA implant, improved grab, pounce, stunning croak, *summon slaad*; SQ fast healing 5, resistances, outsider traits; AL CN; SV Fort +17, Ref +9, Will +8; Str 19, Dex 13, Con 18, Int 6, Wis 6, Cha 8.



Skills and Feats: Climb +10, Concentration +14, Hide 3, Jump +10, Listen +8, Move Silently +5, Spot +13; Dodge, Improved Multiattack, Mobility, Multiattack.

Improved Grab (Ex): If Frode hits with his claws, he deals normal damage and attempts to start a grapple as a free action without provoking an attack of opportunity. Improved grab works only against Medium-size and smaller opponents. Frode has the option to conduct the grapple nor-

mailly, or simply use his claws to hold the opponent. Each successful grapple check he makes during successive rounds automatically deals 2d8+4 points of damage as Frode bites his captive.

Resistances (Ex): All slaadi have add, cold, electricity, fire, and sonic resistance 5.

Pounce (Ex): If Frode leaps upon a foe during the first round of combat, he can make a full attack even if he has already taken a move action.

Implant (Ex): When Frode hits with either his bite attack or either of his claw attacks, he can inject an egg pellet into the opponent's body. The affected creature must succeed on a Fortitude save (DC 13 + Frode's Con modifier, including any benefit from a *potion of endurance*) to avoid implantation. Often Frode implants an unconscious or otherwise helpless creature (which gets no saving throw). The egg gestates for one week before hatching into a blue slaad that eats its way out, killing the host. Twenty-four hours before the egg fully matures, the victim falls extremely ill (10 to all ability scores). A *remove disease* spell rids a victim of the pellet, as does a successful Heal check (DC 20). If the check fails, the healer can try again, but each attempt (successful or not) deals 1d4 points of damage to the patient.

If the host is an arcane spellcaster, the egg pellet instead hatches into a green slaad.

Stunning Croak (Su): Once per day Frode can emit a loud croak. Every creature within 20 feet must succeed on a Fortitude save (DC 13 + Frode's Con modifier, including any benefit from a *potion of endurance*) or be stunned for 1d3 rounds.

Summon Slaad (Sp): Once per day Frode can attempt to summon another red slaad with a 40% chance of success.

Possessions: *amulet of natural armor* +3, *cloak of resistance* +3, *ring of protection* +3, +3 *mithral shirt*, Huge +1 *chaotic shortspear*, 3 *potions of endurance*, *eyes of the eagle*, 197 gp.

SURVIVOR

During their adventuring career, heroes—especially monster heroes—may find themselves the victims of mental domination, spells, and special attacks. Monster characters may prove especially vulnerable to magical attacks, given that their saving throws often lag significantly behind those of standard-race characters. For this reason, more than a few heroes set up training programs and academies where a character willingly undergoes a program of pain and torture. The students are subjected to frequent assaults to their bodies with cunning traps that challenge agility, psionic torment through mind-affecting spells and hired nonhumanoids, frequent draining attacks by controlled undead, and steady doses of weak poisons. Those who survive the program emerge a few weeks later—tougher, faster, and less vulnerable to attacks.

A survivor's past may lie in any class, as may his future. All that is required is mental and physical focus.

Hit Die: d6.

REQUIREMENTS

To qualify to become a survivor, a character must fulfill all the following criteria.

Base Save Bonus: Highest base save bonus must be lower than character level.

Special: The path of the survivor requires a concentrated month of study to enter the prestige class. During this month, the character must stay in one place and spend all his waking hours in study, practice, and meditation.

CLASS SKILLS

The survivor can spend his skill points to purchase any skills that any of his previous classes (or his base monster race) have made available as a class skill (though not exclusive skills), or any skill that is eligible as a cross-class skill. The survivor prestige class does not add new skills to a character's list of class skills.

Skill Points at Each Level: 2 + Int modifier.

CLASS FEATURES

All of the following are class features of the survivor prestige class.

Weapon and Armor Proficiency: A survivor neither gains nor loses proficiency with any weapon, armor, or shields by gaining levels in this class.

Uncanny Dodge (Ex): A survivor gains the ability to react to danger before his senses would normally allow him to do so. He retains his Dexterity bonus to Armor Class (if any) regardless of being caught flat-footed or struck by an invisible attacker (he still loses his Dexterity bonus to Armor Class if immobilized).

At 3rd level, the survivor can no longer be flanked; he can react to opponents on opposite sides of him as easily as he can react to a single attacker. This defense denies rogues the ability to use flank attacks to sneak attack the survivor. The exception to this defense is that a rogue at least four levels higher than the survivor can flank him (and thus sneak attack him).

Evasion (Ex): At 2nd level, a survivor gains evasion. If exposed to any effect that normally allows a character to attempt a Reflex saving throw for half damage (such as a *fireball*), he takes no damage with a successful saving throw. Evasion can only be used if the survivor wears light armor or no armor.

Improved Evasion (Ex): This ability, gained at 4th level, works like evasion, except that while the survivor still takes no damage on a successful Reflex save against spells such as

TABLE 7–7: THE SURVIVOR

Class Level	Base Attack Bonus	Fort Save	Ref Save	Will Save	Special
1st	+0	+2	+2	+2	Uncanny dodge (Dex bonus to AC)
2nd	+0	+3	+3	+3	Evasion
3rd	+0	+3	+3	+3	Uncanny dodge (can't be flanked)
4th	+0	+4	+4	+4	Improved evasion
5th	+0	+4	+4	+4	Damage reduction 5/

fireball or a breath weapon, he now takes only half damage on a failed save. The survivor's training allows him to get out of harm's way with incredible speed.

Damage Reduction (Ex): At 5th level, a survivor gains the ability to shrug off 5 points of damage from each blow or attack. Subtract 5 from the damage the survivor takes each time he is dealt damage. Damage reduction can reduce damage to 0 but not less than 0. This damage reduction stacks with any other damage reduction of the "x/" type (such as the damage reduction that is a class feature of the barbarian).

SAMPLE SURVIVOR

Dench the Bull was a mercenary soldier and part-time adventurer until yuan-ti captured him. Soon, a band of adventurers combated his captors and defeated them. Disturbed by his close call with Merrshaulk-worshipping cultists, Dench vowed never again to let himself be at another's mercy. After a month of study and training, he undertook to adventure and gain skill as a survivor and returned to his life as a mercenary tougher than ever.

Dench the Bull: Male orc Ftr 5/Survivor 2; CR 7; Medium-size humanoid; HD 5d10 plus 2d6; hp 34; Init +4; Spd 30 ft.; AC 14, touch 10, flat-footed 14; Atk +10 melee (2d4+7/18 20, +1 falchion); Face/Reach 5 ft./5 ft.; SQ darkvision 60 ft., light sensitivity, uncanny dodge (Dex bonus to AC); AL CN; SV Fort +8, Ref +5, Will +4; Str 16, Dex 10, Con 11, Int 9, Wis 8, Cha 8.

Skills and Feats: Climb +4, Handle Animal +2, Jump +4, Swim +5; Alertness, Improved Initiative, Power Attack, Quick Draw, Weapon Focus (falchion), Weapon Specialization (falchion).

Light Sensitivity (Ex): Dench is sensitive to light and takes a 1 circumstance penalty on attack rolls in bright sunlight or within the radius of a *daylight* spell.

Evasion (Ex): If exposed to any effect that normally allows Dench to attempt a Reflex saving throw for half damage (such as a *fireball*), he takes no damage with a successful saving throw. Evasion can only be used if Dench wears light armor or no armor.

Possessions: +1 falchion, mithral shirt, cloak of resistance +1, eyes of the eagle, 110 gp.

SYBIL

Steeped in ancient lore, or maddened by divine inspiration, the sybil is a reclusive prophet. Questers make the difficult journey to a sybil's remote and hidden lair to ask for a glimpse of the future.



A sybil is exceptionally talented in divination, not through arcane study or devoted service to a deity, but through a mystical focus that borders on insanity. The traditional exemplar is the sphinx with its famous riddle, but any being with the innate talent for prognostication might follow this path. Some fey, celestials, and even devils become sybils; these last do so largely to torment and mislead mortals.

The sybil is by her very nature solitary. Such beings rarely if ever leave their lairs, although a mysterious purpose may send one in search of lost knowledge. In these rare instances, sybils might form temporary alliances to meet the immediate objective.

Hit Die: d4.

REQUIREMENTS

To qualify to become a sybil, a character must fulfill all the following criteria.

Alignment: Neutral.

Skills: Concentration 10 ranks, Knowledge (arcana) 8 ranks, Sense Motive 8 ranks.

Feats: Empower Spell-Like Ability.

Special: Must have an innate spell-like divination ability.

CLASS SKILLS

The sybil's class skills (and the key ability for each skill) are Concentration (Con), Craft (any) (Int), Diplomacy (Cha), Gather Information (Cha), Hide (Dex), Knowledge (arcana) (Int), Knowledge (religion) (Int), Listen (Wis), Profession (any) (Wis), Scry (exclusive skill, Int), and Sense Motive (Wis).

Skill Points at Each Level: 6 + Int modifier.

Class Features

All of the following are class features of the sybil prestige class.

Weapon and Armor Proficiency: A sybil neither gains nor loses proficiency with any weapons, armor, or shields by gaining levels in this class.

Divine Insight (Su): A sybil is able to touch the essence of reality, albeit in a mind-bending way. She gains an "insight score" equal to her level in this prestige class that has three effects.

1. Add the insight score to Wisdom when determining bonus spells or save DCs when casting divine spells or using divine spell-like abilities.

2. Subtract this score from her Wisdom score when making any other checks or saving throws involving Wisdom alone.

3. Once per day, the sybil can add her insight score to Wisdom when making a check or save. She must choose to use this power before making the roll.

Reclusive Insight (Su): At 2nd level, a sybil learns to focus inwardly and discern hidden truths. By spending 24 hours in complete solitude, she gains two additional effects of her insight score for the next 24 hours.

1. This score is added to her Intelligence score when making any checks that depend on Intelligence, such as Scry or bardic knowledge.

2. This score is subtracted from Intelligence to determine bonus spells or save DCs when casting arcane spells or using arcane spell-like abilities.

Riddle (Sp): Beginning at 3rd level, a sybil gains the gift of prophecy and can see more clearly as she increases in experience. However, the truths she sees are couched in mystery. These revelations are always accurate and carry no cost in experience points or material components, but demand a price be paid—answer the sybil's riddle. A correct answer earns the questioner the benefit of the specified divination spell, with no chance of failure. An incorrect answer, however, carries a penalty, which is more severe the more difficult the riddle becomes.

Conundrum: At 3rd level, a sybil begins to express her gift of prophecy. The riddle is a simple one. A correct answer earns the benefit of an augury *spell*, with no chance of failure. An incorrect answer causes the questioner to take 1 point of temporary damage to an ability score of the sybil's choice. The sybil can use this ability once per day per class level.

Mystery: At 5th level, a sybil's prophecy becomes more precise. The riddle is moderately challenging. A correct answer earns the benefit of a *divination* spell, with no chance of failure. An incorrect answer causes the questioner to take 2 points of temporary damage to an ability score of the sybil's choice. The sybil can use this ability once per day per class level.

Koan: At 7th level, a sybil's prophecy is uncanny. The riddle is challenging. A correct answer earns the benefit of a *commune* spell as cast by a cleric of the sybil's character level (the sybil contacts a powerful extraplanar being of like philosophical bent). An incorrect answer causes the questioner to take 2 points of temporary damage to each ability score. The sybil can use this ability once per day per two class levels (round down).

Enigma: At 8th level, a sybil can supplement prophecy with preternatural knowledge. The riddle is difficult. A correct answer earns the benefit of a *legend lore* spell, but it requires only 1d4×10 rounds to gain an answer about a person or item at hand. Detailed information about a person, place, or thing requires 1d4×10 minutes to retrieve, while rumors require 1d10 days to garner details. An incorrect answer causes the questioner to take 2 points of temporary damage to each ability score, to a maximum of 8. Ability scores are not reduced below 1. The sybil can use this ability no more than three times per week.

Apocrypha: At 10th level, a sybil's preternatural clarity is near infallible. The riddle is nearly impossible. A correct answer earns the benefit of a *discern location* spell, but the sybil need not have come into contact with the person or thing sought. An incorrect answer bestows 2d6 negative levels on the questioner. The sybil can use this ability once per week.

TABLE 7–8: THE SYBIL

Class Level	Base Attack Bonus	Fort Save	Ref Save	Will Save	Special
1st	+0	+0	+0	+2	Divine insight
2nd	+1	+0	+0	+3	Reclusive insight
3rd	+1	+1	+1	+3	Riddle: Conundrum
4th	+2	+1	+1	+4	Lesser geas, mysterious lore
5th	+2	+1	+1	+4	Riddle: Mystery
6th	+3	+2	+2	+5	Geas/quest
7th	+3	+2	+2	+5	Riddle: Koan
8th	+4	+2	+2	+6	Riddle: Enigma
9th	+4	+3	+3	+6	Limited wish
10th	+5	+4	+3	+7	Riddle: Apocrypha

Lesser Geas (Sp): At 4th level, a sybil can use *lesser geas* once per day as a divine spell cast by a cleric of her class level (include any cleric levels).

Mysterious Lore (Ex): At 4th level, a sybil gains access to a special lore check much like that of bards and loremasters, but she is restricted in how it can use this ability. She adds her insight score (see Divine Insight, above) to

the die roll, which stacks with any levels in bard or loremaster, but on a failure she loses the benefit of her reclusive insight ability until she can spend another 24 hours in solitude.

Geas/Quest (Sp): At 6th level, a sybil can use *geas/quest* once per day as a divine spell cast by a cleric of her class level (include any cleric levels).

HANDLING RIDDLES

One of the most difficult tasks in roleplaying, whether as DM or player, is using riddles effectively. Too often, a riddle is either childishly easy or worse, a hoary cliché or so obscure as to be incomprehensible to any but the creator. Here are some ideas on how to present effective, challenging riddles that are appropriate to the situation's difficulty.

Look to examples from myth, folklore, and even popular entertainment. (Don't forget the challenge of the Keeper at the Bridge of Death in *Monty Python and the Holy Grail*!)

The sphinx's riddle is well known and therefore unsuitable, but consider lesser known sources, such as pronouncements by the Oracle of Delphi. An example is the Oracle's answer to the Athenians who came seeking advice against the Persian conqueror Xerxes: "The wooden wall will save you and your children." The statement is ambiguous, but the solution Athens came up with—building a fleet that ultimately turned the Persians back—fulfilled one interpretation of it. A riddle need not have only one answer, and the way it is interpreted can be the foundation for adventure.

In the *divination* spell, the *Player's Handbook* contains useful advice on prophecy that can help you cast a riddle or oracular pronouncement in an appropriate way. *The Defenders of the Faith* class book for clerics and paladins supplements this, and can be helpful (if you have the book).

Fairy tales are a wonderful source of inspiration for riddles and prophecies. Often the hero is required to answer a question or solve a mystery, which makes a great adventure theme to place in the mouth of a sybil. You can find numerous folktale resources on the Web, including many non-European tales (which are likely to be less well known to American or European players). Riddles are often a topic of interest for mathematicians; for example, the works of Douglas Hofstadter (*Code, Escher, Bach: An Eternal Golden Braid*), Lewis Carroll (*The Universe in a Handkerchief*), and Martin Gardner (various) contain many useful conundrums.

Finally, collections of riddles and puzzles (often aimed at children, but not necessarily) are available in bookstores, online, and in libraries. They are a good place to start when constructing a riddle of your own, and a great source of simpler questions.

Examples of Riddle Types

Conundrum: This is an easy riddle, and a "chestnut" can do well here. For example, this is a traditional Haitian riddle: "They serve it food, it stands on four feet, but it can't eat." The answer: a table. This riddle could be used to drop a hint to the party about an altar.

Mystery: A somewhat more difficult form, examples of mysteries can be found in folklore and literature. One of the

riddles told to Bilbo by Gollum in J.R.R. Tolkien's *The Hobbit* is: "What has roots as nobody sees,/ Is taller than trees,/ Up, up it goes,/ And yet never grows?" The answer: a mountain. This might lead a party to a lost dwarven city or a dragon's lair.

Koan: Now things are getting tricky. The best source for inspiration for this riddle type, not surprisingly, is a collection of Zen fables or real life koans. As an example: Draw a line and tell the questioner to make the line shorter without touching any part of it. (The usual answer is to draw a second, longer line.) A lateral thinking puzzle works just as well, though, such as this classic: "A woman has a brother who was born at the same time on the same day in the same year. Yet they are not twins. How is this possible?" Answer: They are two of a set of triplets. These puzzles should ideally force the listener to think in an unaccustomed way and can help present an offbeat sort of adventure.

Enigma: Such posers ought to be very difficult to answer, and a good one requires some thought and research. Philosophical and religious riddles are good models for enigmas, since they are intended to lead the solver to a higher awareness. Here is a Mongol example, which refers to particular stars in the sky and might hint at a cross planar expedition. (In this case you would probably replace the specific real world references with equivalents found in the game world.)

Behind the Altai and Khangai Mountains

There are a hundred thousand horses, they say.

There is a group of seven loners, they say.

There is a group of six which flock together, they say.

There is a group of three which form a file, they say.

There are two which set black and white apart, they say.

There is one left behind, they say.

(The "hundred thousand" is a reference to all the stars in the sky. The "seven loners" are the stars that make up the constellation Ursa Major, or the Big Dipper. The number of stars is reduced in each line of the riddle. The "one left behind" is the North Star, which can be found in the night sky by extending one side of the Ursa Major trapezoid.)

Apocrypha: A "nearly impossible" riddle is even trickier to construct than to solve! One way around the problem is to present a riddle that is no riddle at all, such as Bilbo's famous stumper to Gollum in *The Hobbit*: "What have I got in my pocket?" By all standards, Bilbo cheated but Gollum accepted the question and tried to answer, thereby validating the challenge. Similarly, the challenge of Rumplestiltskin to name him is virtually impossible, perhaps not really a riddle at all but with immense reward. If you don't feel like breaking the rules, try referring to unusual items or an unfamiliar culture, perhaps adapting a real world riddle to subjects found in the game world. This is a great way to begin a search for an artifact or a piece of ancient, lost lore—something to build a whole campaign around.

Limited Wish (Sp): At 9th level, a sybil can use *limited wish* once per year as a divine spell cast by a cleric of its class level (include any cleric levels).

SAMPLE SYBIL

Xanaphia Nailo is an oracle living in an isolated mountain cave. The privileged few who know of her speak in hushed, fearful tones of her insight. While her advice is valuable, she is quite mad and often speaks of unimaginable horrors witnessed in her journeys across the planes. Whether she saw the terrors in person or through her magic, she never says. She charges only enough for her to survive, and she needs little in her hermitage.

Xanaphia Nailo: Female lillend Sybil 2; CR 9; large outsider (chaotic, good); HD 7d8+21 plus 2d4+6; hp 63; Init +3; Spd 20 ft., fly 70 ft. (average); AC 22, touch 15, flat-footed 19; Atk +14/+9 melee (2d8+9/19 20, Huge +2 greatsword) and +7 melee (2d6+2, tail slap); Face/Reach 10 ft./10 ft.; SA constrict 2d6+5, improved grab, spell-like abilities, spells; SQ fire resistance 20, outsider traits, poison immunity; AL N*; SV Fort +10, Ref +11, Will +14; Str 20, Dex 17, Con 16, Int 14, Wis 16, Cha 18.

*When Xanaphia went mad, her alignment changed from chaotic good to neutral. (Coincidentally, this change allowed her to qualify for the sybil prestige class.)

Skills and Feats: Appraise +15, Concentration +18, Diplomacy +15, Hide 1, Knowledge (arcana) +19, Listen +19, Perform +24, Sense Motive +20, Spellcraft +18, Spot +16, Survival +19; Combat Casting, Empower Spell-Like Ability, Extend Spell, Lightning Reflexes.

Spells: A lillend casts arcane spells as a 6th-level bard.

Spell-like Abilities: 3/day *darkness*, *hallucinatory terrain*, *knock*, *light*; 1/day *charm person*, *speak with animals*, *speak with plants*. These abilities are as the spells cast by a 10th-level bard (save DC 14 + spell level).

Xanaphia also has the bardic music ability as a 6th-level bard.

Improved Grab (Ex): If Xanaphia hits with her tail slap attack, she deals normal damage and attempts to start a grapple as a free action without provoking an attack of opportunity. Improved grab works only against Medium-size and smaller opponents. Xanaphia has the option to conduct the

grapple normally, or simply use her tail to hold the opponent. If she gets a hold, she can constrict.

Constrict (Ex): Xanaphia deals 2d6+5 points of damage with a successful grapple check against opponents of up to Medium-size. This uses the entire lower portion of her body, so she cannot take any move actions when constricting, though she can still attack with her sword.

Fire Resistance (Ex): Xanaphia is immune to non-magical fire and has magic fire resistance 20.

Outsider Traits: Darkvision 60 ft.; cannot be raised or resurrected (though a *wish* or *miracle* spell can restore life).

Divine Insight (Su): Xanaphia has an "insight score" of 2 that has three effects:

1. Add the insight score to her Wisdom score when determining bonus spells or save DCs when casting divine spells or using divine spell-like abilities.
2. Subtract this score from her Wisdom score when making any other checks or saving throws involving Wisdom alone.
3. Once per day, Xanaphia can add her insight score to Wisdom when making a check or save. She must choose to use this power before making the roll.

Reclusive Insight (Su): Xanaphia can focus inwardly and discern hidden truths. By spending 24 hours in complete solitude, she gains two additional effects of her insight score for the next 24 hours.

1. This score is added to her Intelligence score when making any checks, such as *Scry* or bardic knowledge checks, which depend on Intelligence.
2. This score is subtracted from Intelligence to determine bonus spells or save DCs when casting arcane spells or using arcane spell-like abilities.

Skills: Xanaphia receives a +4 racial bonus on Survival checks.

Bard Spells Known (6/5/4; save DC 14 + spell level): 0 *detect magic*, *flare*, *mending*, *open/close*, *prestidigitation*, *read magic*; 1st *detect secret doors*, *expeditious retreat*, *identify*, *mage armor*, *unseen servant*; 2nd *blur*, *detect thoughts*, *invisibility*, *see invisibility*, *tongues*.

Possessions: amulet of natural armor +3, bracers of armor +2, cloak of resistance +3, ring of protection +3, Huge +2 greatsword, 2 potions of Charisma, eyes of the eagle.

WAVERIDER

Undersea folk have their own champions, experts at mounted combat from the backs of allied sea creatures. The waverider and her companion animal defend their city with a vigor that exceeds either's individual powers.

Waveriders are often merfolk or tritons who enter military service to defend their communities. Occasionally



TABLE 7–9: THE WAVERIDER

Class Level	Base Attack Bonus	Fort Save	Ref Save	Will Save	Special
1st	+1	+2	+0	+2	Waverider mount, mounted weapon bonus +1 (trident), trident charge
2nd	+2	+3	+0	+3	Mounted weapon bonus +1 (javelin/harpoon), Ride bonus +2
3rd	+3	+3	+1	+3	Breach, mounted weapon bonus +2 (trident)
4th	+4	+4	+1	+4	Sound, mounted weapon bonus +2 (javelin/harpoon)
5th	+5	+4	+1	+4	Improved mounted archery, mounted weapon bonus +3 (trident), Ride bonus +4
6th	+6	+5	+2	+5	Full mounted attack, mounted weapon bonus +3 (javelin/harpoon)
7th	+7	+5	+2	+5	Skim, mounted weapon bonus +4 (trident), Ride bonus +6
8th	+8	+6	+2	+6	Superior mounted archery, mounted weapon bonus +4 (javelin/harpoon)
9th	+9	+6	+3	+6	Wavedancing, mounted weapon bonus +5, Ride bonus +8
10th	+10	+7	+3	+7	Call of the deeps, mounted weapon bonus +5 (javelin/harpoon)

aquatic elves join this profession, although their independent nature does not tend to produce large settlements. Locathah and even kuo-toa waveriders are not unknown. Rarely, sahuagin take this prestige class, but their ferocious and xenophobic nature does not lend itself readily to such a partnership.

Waveriders work well in groups and are often encoun-

tered in military-style organizations. Adventuring parties of aquatic beings often include one or more waveriders.

Hit Die: d10.

REQUIREMENTS

To qualify to become a waverider, a character must fulfill all the following criteria.

HIPPOCAMPUS

Large Magical Beast

Hit Dice: 4d10+12 (34 hp)

Initiative: +2

Speed: Swim 60 ft.

AC: 16 (1 size, +2 Dex, +5 natural)

Attacks: Tail slap +8 melee and bite +3 melee

Damage: Tail slap 1d6+5, bite 1d8+3

Face/Reach: 10 ft./5 ft.

Saves: Fort +7, Ref +6, Will +4

Abilities: Str 20, Dex 15, Con 16, Int 10, Wis 13, Cha 13

Skills: Hide 2, Listen +8, Sense Motive +5, Spot +8, Survival +5

Feats: Iron Will

Climate/Terrain: Temperate and warm aquatic

Organization: Solitary, pair, or pod (5–20)

Challenge Rating: 2

Treasure: None

Alignment: Always chaotic good

Advancement: 5–8 HD (Large); 9–12 HD (Huge)

A hippocampus is a thoroughbred steed for aquatic riders. It is prized as an underwater mount and gladly serves good causes.

A hippocampus looks like a horse gone native underwater with coloration ranging from black to aquamarine. The front half resembles a horse with short hair, except that fins replace hooves and mane. The hindquarters are those of a great fish, with scales and a muscular tail fanning out into a large fin.

Wild hippocampi race through open water, living wild and free. Though fairly intelligent, they are simple creatures. They enjoy races and displays of strength and endurance.

Hippocampi do not get bored or restless as long as they stay moving and have a challenge or competition. Winning does not seem to be the most important part of a race or test for hippocampi; simply striving is their joy. Marathon relay races and long distance scavenger hunts are favorite forms of competition.

While they do not take naturally to domesticated life, hippocampi can be convinced that living among an underwater civilization is a good idea. Even domesticated, a hippocampus tries to make a contest out of everyday tasks. If another hippocampus is nearby to challenge, so much the better. Hippocampus trainers try to discourage this behavior, because hippocampi can become quite reckless in the heat of a race.

Hippocampi speak Aquan.

Combat

Hippocampi bash foes with their muscular tails, then attempt a nasty bite before the opponent can recover. A wild hippocampus will generally retreat rather than fight on if it takes significant damage, unless its foals are at risk, in which case it will fight to the death.

Training a Hippocampus

Training a hippocampus as a mount requires a successful Handle Animal check (DC 22 foal, DC 29 adult). Hippocampus foals are worth 2,500 gp on the open market. Professional trainers charge 1,000 gp to rear or train a hippocampus. Riding a trained hippocampus requires an exotic saddle. A hippocampus can fight while carrying a rider, but the rider cannot also attack unless he or she succeeds at a Ride check.

Carrying Capacity: light load, up to 459 pounds; medium load, 460–918 pounds; heavy load, 919–1,380 pounds.

Race: Fey, humanoid, monstrous humanoid, or outsider with the aquatic subtype.

Base Attack Bonus: +5.

Skills: Ride (an aquatic animal) 6 ranks.

Feats: Mounted Archery, Mounted Combat.

CLASS SKILLS

The waverider's class skills (and the key ability for each skill) are Diplomacy (Cha), Handle Animal (Cha), Intimidate (Cha), Jump (Str), Profession (any) (Wis), and Ride (Dex).

Skill Points at

Each Level:

2 + Int
modifier.



Breach (Ex): On reaching 3rd level, a mounted waverider can make a leaping charge to attack opponents out of the water. The mount makes a Jump check using its own ranks in the skill or the waverider's, whichever is better, to make a "running" high jump as part of a charge, with a maximum height distance of twice its length. If it contacts an opponent during the jump, the waverider gains the normal +2 bonus on her attack roll. At the end of the jump, waverider and mount are once again submerged and thus do not take

the 2 penalty to Armor Class against opponents out of the water (those underwater are still able to take advantage of the waverider's being temporarily off balance). A waverider cannot use this ability in two consecutive rounds.

Sound (Ex):

On reaching 4th level, a waverider can dive at high speed as part of a charge when attacking opponents underwater. The mount makes a Jump check using its own ranks in the skill or the waverider's,

CLASS FEATURES

All of the following are class features of the waverider prestige class.

Weapon and Armor Proficiency: Waveriders are proficient with all simple and martial weapons, with all types of armor, and with shields.

Waverider Mount: A waverider can call a special aquatic mount to serve her. This may be a hippocampus (see sidebar), sea lion, shark, porpoise, elasmosaurus, or whale. This creature is stronger and more intelligent than others of its type. A waverider may have only one mount at a time. If the mount is slain, the waverider can call another one after a year and a day. See the Waverider Mount sidebar for more information.

Mounted Weapon Bonus (Ex): At each level, a waverider gains the indicated bonus on her attack roll with the designated weapon while mounted.

Trident Charge (Ex): A waverider can use a trident to deal double damage when used from the back of a charging mount. The Spirited Charge feat can be used to increase the damage multiple to triple normal.

Ride Bonus (Ex): At 2nd, 5th, 7th, and 9th level, a waverider gains the indicated bonus on Ride checks.

whichever is better, to make a "running" long jump as part of a charge, with a maximum distance of six times its length. If it contacts an opponent during the dive, the waverider gains a +4 bonus on her attack roll and increases the damage multiplier with her mounted weapon one more step (double to triple, triple to quadruple) but takes a 4 penalty to Armor Class for the next round. A waverider cannot use this ability in two consecutive rounds.

Improved Mounted Archery (Ex): At 5th level, a waverider is better able to use a crossbow, harpoon, javelin, trident, or shortspear while mounted. When making ranged attacks with any of these weapons while mounted, she takes only a 1 penalty on ranged attacks if the mount is making a double move, and 2 if the mount is running.

Full Mounted Attack (Ex): At 6th level, a waverider may attack as a standard action when its mount moves more than 5 feet rather than as a partial action.

Skim (Ex): On reaching 7th level, a mounted waverider can make more effective charges against opponents out of the water, skimming over the surface like a flying fish. The

mount makes a Jump check using its own ranks in the skill or the waverider's, whichever is better, to make a "running" long jump as part of a charge, with a maximum distance of four times its length, and a "running" high jump with a maximum vertical distance of twice its length. (Use the same roll to determine both height and length.) If it contacts an opponent during the jump, the waverider gains the normal +2 bonus on its attack roll. At the end of the jump, waverider and mount are once again submerged and thus do not take the -2 penalty to Armor Class against opponents out of the water (those underwater are still able to take advantage of the waverider's being temporarily off balance). A waverider cannot use this ability in two consecutive rounds.

Superior Mounted Archery (Ex): At 8th level, a waverider takes no penalties when making ranged attacks with a crossbow, harpoon, javelin, trident, or shortspear while mounted.

Wavedancing (Ex): On reaching 9th level, a mounted waverider can maneuver very effectively out of the water. Rider and mount can move up to four times the mount's swim speed out of water and can make charges, including Ride-By Attacks if the waverider has this feat (normal charge rules apply). In addition, she can now use her breach, sound, and skim abilities in consecutive rounds.

WAVERIDER MOUNT

The waverider's mount differs from a standard creature of its type in a number of ways. A Medium size waverider typically rides a hippocampus, sea lion, Large shark, killer whale, or porpoise. A Tiny or Small waverider usually chooses a Medium size shark, while a Large waverider favors an elasmosaurus, Huge shark, or cachalot whale. This mount is a magical beast, not an animal, it has a number of special abilities, as shown below.

Character Level	Bonus HD	Natural Armor	Str Adj.	Int	Special
7 or less	+1	+1	+1	5	Improved evasion, share spells, empathic link, share saving throws
8 10	+2	+2	+2	6	
11 14	+4	+4	+3	7	Speak with creatures of its kind
15 18	+6	+5	+4	8	Fast movement
19 20	+8	+6	+6	9	Spell resistance

Character Level: The character level of the waverider.

Bonus Hit Dice: These are extra d8 Hit Dice, each of which gains a Constitution modifier as normal. Extra Hit Dice improve the mount's base attack and base save bonuses, as usual (see the *Monster Manual* for rules on advancing magical beasts).

Natural Armor: This is an increase to the mount's natural armor bonus.

Str Adj.: Add this figure to the mount's Strength score.

Improved Evasion (Ex): If the waverider's mount is subjected to an attack that normally allows a Reflex saving throw for half damage, it takes no damage if it makes a successful saving

Call of the Deeps (Su): At 10th level, a waverider can summon one or more water elementals once per day, as with a *planar ally* spell.

SAMPLE WAVERIDER

Annamette Devisser considers herself a simple soldier. She acknowledges that she is more dedicated than most, and more skilled than some, but no more than that. Her family has always hunted and herded fish, so she grew up riding various aquatic animals. Her favorites were always sharks. Her family thinks her status as a waverider brings honor to everyone in the family. Swiftstriker, her mount, came from the family stables.

Annamette Devisser: Female merfolk Ftr 5/Waverider 2; CR 8; Medium-size humanoid (aquatic); HD 5d10+5 plus 2d10+2; hp +5; Init +5; Spd 5 ft., swim 50 ft.; AC 16, touch 11, flat-footed 15; Atk +11/+6 melee (1d8+6, +1 trident); Face/Reach 5 ft./5 ft.; SA mounted weapon bonus, trident charge; SQ low-light vision, Ride bonus; AL NG; SV Fort +8, Ref +2, Will +4; Str 14, Dex 12, Con 12, Int 12, Wis 11, Cha 10.

Skills and Feats: Climb +2, Handle Animal +6, Jump +4, Listen +2, Ride (shark) +10, Spot +2; Improved Initiative,

throw and half damage even if the saving throw fails.

Share Spells: At the waverider's option, she may have any spell that she casts on herself (if she is a spellcaster) also affect her mount. This also applies to spell-like abilities. The mount must be within 5 feet. If the spell or spell-like ability has a duration other than instantaneous, the spell stops affecting the mount if it moves farther than 5 feet away and will not affect the mount again even if the mount returns to the waverider before the duration expires. Additionally, the waverider may cast a spell or use a spell-like ability with a target of "You" on her mount instead of on herself. The waverider and her mount can even share spells that normally do not affect creatures of the mount's type (magical beast).

Empathic Link (Su): The waverider has an empathic link with her mount out to a distance of 1 mile. The waverider cannot see through the mount's eyes, but the two can communicate telepathically. Even intelligent mounts see the world differently from their riders, so misunderstandings are always possible.

Share Saving Throws: The mount uses its own base saves or the waverider's, whichever is higher.

Speak with Creatures of Its Kind (Su): The mount can communicate with aquatic animals or with creatures of approximately the same kind. A whale or porpoise can speak with any whale or porpoise, while a shark can speak with other fish, and a frog can speak with amphibians.

Fast Movement (Ex): The mount's swim speed increases by 5 feet if Small, and by 10 feet if Medium size or larger.

Spell Resistance (Ex): The mount gains spell resistance equal to the waverider's class level + 5. To affect the mount with a spell, a spellcaster must make a level check (1d20 + caster level) at least equal to the mount's spell resistance.

Mounted Archery, Mounted Combat, Quick Draw, Spirited Charge, Weapon Focus (trident), Weapon Specialization (trident).

Mount: See Swiftstriker, below.

Mounted Weapon Bonus (Ex): Annamette has a +1 bonus on trident, javelin, and harpoon attack rolls while mounted.

Trident Charge (Ex): Annamette can use a trident to deal double damage when used from the back of a charging mount. The Spirited Charge feat can be used to increase the damage multiple to triple normal.

Ride Bonus (Ex): Annamette has a +2 bonus on Ride checks (already added to skill modifier above).

Possessions: *amulet of natural armor* +1, *+1 trident*, mithral shirt, 2 *potions of cure light wounds*, 85 gp.

Swiftstriker, Mount: Female shark; CR 2; Large animal (aquatic); HD 8d8+8; hp 44; Init +2; Spd swim 60 ft.; AC 15, touch 11, flat-footed 13; Atk +7 melee (1d8+6, bite); Face/Reach 10 ft./5 ft.; SQ keen scent, low-light vision; AL N; SV Fort +7, Ref +8, Will +3; Str 18, Dex 15, Con 13, Int 5, Wis 12, Cha 2.

Skills and Feats: Hide 2, Listen +8, Spot +9; Weapon Finesse (bite).

Keen Scent (Ex): Swiftstriker can notice creatures by scent in a 180-foot radius and detect blood in the water at a range of up to 1 mile.

Improved Evasion (Ex): If Swiftstriker is subjected to an attack that normally allows a Reflex saving throw for half damage, she takes no damage if she makes a successful saving throw and half damage even if the saving throw fails.

YUAN-TI CULTIST

The deep jungles hold secret temples to the evil deities of the yuan-ti. The mysteries of these deities are hidden to outsiders, but the yuan-ti cultist masters their rituals to gain personal power.

A yuan-ti cultist can enter the service of Merrshaulk, the yuan-ti's chief deity, upon reaching adulthood. After passing the coming-of-age ritual, the prospective candidate enters the temple warrens and rarely if ever leaves the complex again. Ritual and rote learning fill his waking hours, and

foul visions steep his dreams. Sacrificial rituals and bloody ceremonies line the road to the ultimate goal, becoming an immortal emissary of Merrshaulk.

The yuan-ti cultist is bound to his temple, but on very rare occasions one might set out on a quest generally to found a new shrine accompanied by large numbers of pureblood yuan-ti.

Hit Die: d4.

REQUIREMENTS

To qualify to become a yuan-ti cultist, a character must fulfill all the following criteria.

Race: Yuan-ti halfblood or abomination.

Alignment: Any evil.

Patron: Merrshaulk.

Skills: Craft (alchemy) 5 ranks, Knowledge (religion) 10 ranks, Perform (chant) 1 rank.

Spells: Ability to cast 3rd-level divine spells.

CLASS SKILLS

The yuan-ti cubist's class skills (and the key ability for each skill) are Concentration (Con), Craft (any) (Int), Diplomacy (Cha), Knowledge (arcana) (Int), Knowledge (architecture) (Int), Knowledge (religion) (Int), Perform (chant) (Wis), Profession (any) (Wis), Scry (Int, exclusive skill), and Spellcraft (Int).

Skill Points at Each Level: 2 + Int modifier.

CLASS FEATURES

All of the following are class features of the yuan-ti cultist prestige class.

Weapon and Armor Proficiency: A yuan-ti cultist is proficient with all simple weapons and with shields. Otherwise, a cultist neither gains nor loses any weapon, armor, or shield proficiency by gaining levels in this class.

Spellcasting: A yuan-ti cultist continues training in magic. Thus, when a new yuan-ti cultist level is gained, the character gains new spells known and spells per day as if he had also gained a level in a divine spellcasting class he belonged to before he added the prestige class. He does not, however, gain any other benefit a character of that class would have gained (improved chance of turning or rebuk-

TABLE 7-10: THE YUAN-TI CULTIST

Class Level	Base Attack Bonus	Fort Save	Ref Save	Will Save	Special	Spellcasting
1st	+0	+2	+0	+2	Outer Circle, spit poison	+1 level of existing class
2nd	+1	+3	+0	+3	Suffering prestige domain, <i>sticks to snakes</i>	+1 level of existing class
3rd	+2	+3	+1	+3	Third Circle, <i>snake darts</i>	+1 level of existing class
4th	+3	+4	+1	+4	Psionic focus, psionics: <i>chant of pain</i>	+1 level of existing class
5th	+3	+4	+1	+4	Second Circle	+1 level of existing class
6th	+4	+5	+2	+5	Greater psionic focus, psionics: <i>chant of agony</i>	+1 level of existing class
7th	+5	+5	+2	+5	First Circle, <i>unhallow</i>	+1 level of existing class
8th	+6	+6	+2	+6	Command reptiles, psionics: <i>chant of death</i>	+1 level of existing class
9th	+6	+6	+3	+6	Inner Circle, unholy aura	+1 level of existing class
10th	+7	+7	+3	+7	Voice of Merrshaulk	+1 level of existing class

ing undead, metamagic or item creation feats, and so on). This essentially means that he adds the level of yuan-ti cultist to the level of some other spellcasting class the character has, then determines spells per day, spells known, and caster level accordingly.

Outer Circle: A yuan-ti cultist enters the service of Merrshaulk and learns some of the secrets of the cult. He gains a +2 circumstance bonus on Diplomacy and Intimidate checks when dealing with yuan-ti not of the temple hierarchy and a +2 circumstance bonus on Knowledge (religion) checks dealing with the worship of Merrshaulk.

In addition, the yuan-ti cultist learns the secret of brewing the dreadful mixture that transforms humans into tainted ones or broodguards (see Yuan-Ti in Chapter 10: Templates). The mixture requires the venom of a halfblood or pureblood yuan-ti as well as certain herbs and roots found only in tropical forests, whose raw materials cost is at least 50 gp. The DC to craft this mixture is 25; if the cultist has 5 or more ranks in Profession (herbalist), he gains a +2 synergy bonus on this check.

Spit Poison: A yuan-ti cultist can spit his poison (if he has a poison attack) in a 10-foot cone.

Suffering Prestige Domain: At 2nd level, a yuan-ti cultist gains access to the Suffering prestige domain. This allows the cultist access to a third domain's spells and immediately give him the domain's granted power, as set out in the accompanying sidebar.

Sticks to Snakes (Sp): At 2nd level, a yuan-ti cultist gains the ability to transform inert pieces of wood, such as arrows, torches, or staves, into snakes. Once per day, he can transform 1d4 sticks + 1 per class level (including cleric levels) within medium range (100 feet + 10 feet/level). These cannot be enchanted items. Unattended items get no saving throw, while those in a creature's possession get a Will save. Sticks of 2 feet or less in length become Tiny vipers; those longer than 2 and shorter than 4 feet in length become Small snakes, while those longer than 4 and up to 6 feet long become Medium-size. Transforming a Large weapon, such as a longsword, or sticks of a like size into a Large viper counts as creating two snakes for each such item. Items of Huge or larger size cannot be so transformed. The effect's duration is 2 rounds per class level.

Third Circle: At 3rd level, a yuan-ti cultist advances to the next rank in service to Merrshaulk. The circumstance bonus on Diplomacy and Intimidate checks when dealing

with other yuan-ti and on Knowledge (religion) checks rises to +4.

Snake Darts (Sp): On ascending to 3rd level, the cultist undergoes ritual tattooing of snakes on his forearms or (if he does not possess arms) on legs, snakes, or tail as appropriate. Three times per day as a standard action, the cultist can launch these tattoos against opponents within medium range (100 feet + 10 feet/level). The snakes seek out their target(s) with unerring accuracy, hitting automatically. The target takes 2d6 points of damage from the impact and must succeed on a Fortitude saving throw (DC 10 + yuan-ti cultist's level + yuan-ti cultist's Con modifier) as the snakes' venom takes effect. Primary and secondary damage is 1d6 Constitution.


On the following round the snakes fly back to the cultist. Before the spell can be cast again, the cultist must swallow the living snakes, which causes the tattoos to reappear on his arms. Swallowing the snakes is a standard action that causes the cultist no harm.

Psionic Focus (Su): At 4th level, a yuan-ti cultist's psionic ability becomes more focused. He adds +2 to the DC for all saving throws against his innate psionic powers.

Psionics: Chant of Pain (Sp): At 4th level, a yuan-ti cultist expands his inherent psionic ability and learns to focus it on the ceremonies of pain. At will as a full-round action, he can dance and chant in a sinuous sacrament to deal 3d6 points of damage to one living creature within 60 feet. A successful Will save (DC 10 + yuan-ti cultist's class level + yuan-ti cultist's Wis modifier) halves the damage. This ability has no effect on beings that are immune to mind-affecting effects, such as oozes and plants.

Second Circle: At 5th level, a yuan-ti cultist advances to a senior rank in service within the cult. The circumstance bonus on Diplomacy and Intimidate checks when dealing with other yuan-ti and on Knowledge (religion) checks rises to +6.

In addition, if the cultist is a halfblood, he undergoes a painful, night-long ritual that transforms him into a human-headed abomination (abominations form the leadership within the temple hierarchy). If he is already an abomina-



tion but does not have a human head, this ceremony transforms him into that form. This ceremony requires the participation of at least six abominations of the Inner Circle.

Finally, at this level the cultist learns the secret of transforming a tainted one into a pureblood yuan-ti. This involves brewing a more potent version of the infusion that transforms humans into tainted ones (Craft [alchemy] DC 30, raw materials cost 100 gp). In addition, at least three yuan-ti cultists of the Second Circle must preside over the ceremony, which lasts 1 hour. If the creature does not desire the transformation, he must succeed on a Fortitude save (DC 10 + yuan-ti cultist's class level + yuan-ti cultist's Con modifier). On a failure, he lapses into a coma and dies within 1 hour unless revived with a *delay poison* or *neutralize poison* spell.

Greater Psionic Focus (Su): At 6th level, a yuan-ti cultist further refines his psionic abilities. He adds +4 to the DC for all saving throws against his innate psionic powers. This overlaps (does not stack with) the bonus granted by the psionic focus ability.

Psionics: Chant of Agony (Sp): At 6th level, a yuan-ti cultist becomes a master of pain. Three times per day as a full-round action, he can dance and chant to deal 9d6 points of damage to one living creature within 60 feet. A successful Will save (DC 10 + yuan-ti cultist's class level + yuan-ti cultist's Wis modifier) halves the damage. This ability has no effect on beings that are immune to mind-affecting effects, such as oozes and plants.

First Circle: At 7th level, a yuan-ti cultist advances to a more senior rank within the cult. The circumstance bonus on Diplomacy and Intimidate checks when dealing with other yuan-ti and on Knowledge (religion) checks rises to +8.

In addition, the cultist's poison becomes more virulent. He gains Virulent Poison as a bonus feat.

Finally, at this rank the cultist learns the secret of transforming a pureblood yuan-ti into a halfblood. This involves brewing a more potent version of the infusion that transforms humans into tainted ones (Craft [alchemy] DC 35, raw materials cost 500 gp). In addition, at least three yuan-ti cultists of the Inner Circle must preside over the ceremony, which lasts 6 hours, if the creature does not desire the transformation, he must succeed on a Fortitude save (DC 10 + yuan-ti cultist's class level + yuan-ti cultist's Con modifier). On a failure, he lapses into a coma and dies in 1 hour unless revived with a *delay poison* or *neutralize potion* spell.

Unhallow (Sp): At 7th level, a yuan-ti cultist gains the ability to use *unhallow* once per week as the spell cast by a cleric of his class level (including cleric levels). He does not

require the normal material components to use this ability, but he must still expend herbs, oils, and incense worth 500 gp per level of any spells tied to the *unhallow* area.

Command Reptiles (Su): At 8th level, a yuan-ti cultist is able to mentally command all snakes and reptilian animals within 30 feet at will. This resembles *dominate animal* cast by a cleric of his class level (including cleric levels).

Psionics: Chant of Agony (Sp): At 8th level, a yuan-ti cultist can perform a ritual of sacrifice to Merrshaulk. Once per day as a full-round action, he can dance and chant to slay one living creature within 60 feet. With a successful Will save (DC 10 + yuan-ti cultist's class level + yuan-ti cultist's Wis modifier), the creature instead takes 6d6 points of damage. This ability has no effect on beings that are immune to mind-affecting effects, such as oozes and plants.

Inner Circle: At 9th level, a yuan-ti cultist ascends to the highest tier of mortal power within the cult. The circumstance bonus on Diplomacy and Intimidate checks when dealing with other yuan-ti and on Knowledge (religion) checks rises to +10.

In addition, the cultist's poison becomes even more dangerous. He gains Deadly Poison as a bonus feat.

Finally, at this level the cultist learns the secret of transforming a halfblood yuan-ti into an abomination. He must join at least five other cultists of the Inner Circle to perform the day-long ceremony. One cultist casts *polymorph other* on the creature to be transformed, while the others chant and pray. The creature must receive six doses of the tincture that transforms a pureblood into a halfblood, one every 4 hours. If the creature does not desire the transformation, he must succeed on a Fortitude save (DC 10 + yuan-ti cultist's class level + yuan-ti cultist's Con modifier). On a failure, he dies instantly.

Unholy Aura (Su): At 9th level, a yuan-ti cultist can use *unholy aura* once per day, as the spell cast by a cleric of his class level (including cleric levels).

Voice of Merrshaulk: On reaching 10th level, a yuan-ti cultist attains the pinnacle of his career, transcending his mortal essence to become an emissary of Merrshaulk. His type changes to outsider, but he can be raised from the dead if willing. He gains spell resistance equal to 20 + his Wisdom modifier.

In addition, the Voice of Merrshaulk gains the supernatural ability to communicate telepathic ally with any other creature within 100 feet that has a language. He can also command other yuan-ti at will, as *dominate monster* cast as a divine spell by a cleric of the cultist's class level (including cleric levels). This is a spell-like, mind-affecting compulsion effect.

SUFFERING PRESTIGE DOMAIN

Granted Power: You can use a *pain touch* once per day. Make a melee touch attack against a living creature, which bestows on that creature a 2 enhancement penalty to Strength and Dexterity for 1 minute on a successful attack. This spelt like ability does not affect creatures immune to critical hits.

Suffering Domain Spells

1	Bane	6	Harm
2	Endurance	7	Eyebite (sicken effect only)
3	Bestow curse	8	Symbol (pain effect only)
4	Enervation	9	Horrid wilting
5	Feeblemind		

SAMPLE YUAN-TI CULTIST

Through cleverness and guile, Shauganththa rose to a position of power through capturing many orcs and humans in raids, preparing for the yuan-ti village elders to transform them into tainted ones. After his settlement of yuan-ti was raided by a band of adventurers and dispersed, Shauganththa moved to a large yuan-ti city located beneath a large human metropolis and began advising a high priest in the temple of Merrshaulk.

Shauganththa: Male yuan-ti abomination Clr5/Yuan-ti Cultist 2; CR 16; Large monstrous humanoid; HD 9d8+27 plus 5d8+15 plus 2d4+6; hp 115; Init +5; Spd 30 ft., climb 20 ft., swim 20 ft.; AC 31, touch 1+, flat-footed 30; Atk +16 melee (2d6+5, bite); or +15/+10/+5 or +14/+9/+4 melee (1d6+8/18 20, +3 scimitar or 1d8+5/×3, +3 composite longbow [+4 Str bonus] with +2 arrows); Face/Reach 10 ft./10 ft.; SA constrict 1d6+7, improved grab, psionics, rebuke undead 6/day, spell-like abilities, *sticks to snakes*; SQ darkvision 60 ft., outer circle, SR 16, suffering prestige domain; AL CE; SV Fort +15, Ref +13, Will +19; Str 21, Dex 13, Con 17, Int 18, Wis 19, Cha 16.

Skills and Feats: Climb +15, Concentration +13, Craft (alchemy) +11, Craft (gemcutting) +11, Hide +11*, Knowledge (religion) +19, Listen +16, Perform +10, Spellcraft +15, Spot +16, Swim +16; Alertness (B), Blind-fight (B), Combat Casting, Dodge, Expertise, Improved Initiative, Mobility, Weapon Focus (scimitar).

Skills: *Yuan-ti using chameleon power receive a +8 circumstance bonus on Hide checks.

Constrict (Ex): The creature crushes the opponent, dealing 1d6+7 points of bludgeoning damage, after making a successful grapple check.

Improved Grab (Ex): If Shauganththa hits an opponent that is at Medium-size or smaller with his bite, he deals normal damage and attempts to start a grapple as a free action without provoking an attack of opportunity (grapple bonus +21). If he gets a hold, he can also constrict in the same round. Thereafter, Shauganththa has the option to conduct the grapple normally, or simply use its bite to hold the opponent (–20 penalty to grapple check, but the Shauganththa is not considered grappled). In either case, each successful grapple check it makes during successive rounds automatically deals bite and constrict damage.

Psionics (Sp): Shauganththa can produce the following effects at will.

Detect Poison: As the spell cast by a 6th-level sorcerer.

Alternate Form: Shauganththa can assume the form of a Tiny to Large viper (see the Snake entry in the *Monster Manual*). This ability is similar to a shapechange spell cast by a 19th-level sorcerer but allows only viper forms. He uses the viper's poison since he has no poison attack of his own.

Chameleon Power. Shauganththa can change the coloration of himself and his equipment to match his surroundings.

Produce Acid: Shauganththa can exude acid from his body, dealing 1d6 points of damage to anything he touches. The acid becomes inert when it leaves his body.

Aversion: Shauganththa creates a compulsion effect targeting one creature within 30 feet. The subject must succeed on a Will save (DC 17) or gain an aversion to snakes for 10 minutes. Affected subjects must stay at least 20 feet from

any snake or yuan-ti, alive or dead; if already within 20 feet, they move away. A subject can overcome the compulsion by succeeding at another DC 17 Will save, but still suffers deep anxiety. This causes a –4 reduction to Dexterity until the effect wears off or the subject is no longer within 20 feet of a snake or yuan-ti. This ability is otherwise similar to *antipathy* as cast by a 16th-level sorcerer.

Rebuke Undead (Su): Shauganththa can make undead cower by channeling negative energy.

Spell-Like Abilities: 1/day *animal trance*, *cause fear*, *deeper darkness*, *entangle*, *neutralize poison*, *suggestion*, and *polymorph other*. These abilities are as the spells cast by an 8th-level sorcerer (save DC 13 + spell level).

Sticks to Snakes (Sp): At 2nd level, Shauganththa gained the spell-like ability to transform inert pieces of wood, such as arrows, torches, or staffs, into snakes. Once per day, he can transform 1d4 + 7 sticks within medium range (100 feet +10 feet/level). These cannot be enchanted items. Unattended items get no saving throw, while those in a creature's possession get a Will save. Sticks of 2 feet or less in length become Tiny vipers; those between 2 and 4 feet in length become Small snakes, while those 4 to 6 feet long become Medium-size. Transforming Large weapons, such as longswords, or sticks of a like size into Large vipers counts as creating two snakes for each such item. Larger items cannot be so transformed. The effect's duration is 14 rounds.

Darkvision: Shauganththa can see in the dark as though in normal daylight.

Outer Circle: At 1st level, Shauganththa entered the service of Merrshaulk and learned some of the secrets of the cult. He gains a +2 circumstance bonus on Diplomacy and Intimidate checks when dealing with yuan-ti not of the temple hierarchy and a +2 circumstance bonus on Knowledge (religion) checks dealing with the worship of Merrshaulk.

In addition, Shauganththa learned the secret of brewing the dreadful mixture that transforms humans into tainted ones or broodguards (see Yuan-Ti in Chapter 10: Templates of this book for more information). The mixture requires the venom of a halfblood or pureblood yuan-ti as well as certain herbs and roots found only in tropical forests, whose raw materials cost is at least 50 gp. The DC to craft this mixture is 25.

Suffering Prestige Domain: At 2nd level, Shauganththa gained access to the Suffering prestige domain. This allows him access to a third domain's spells and immediately grants the domain's power, as set out in the sidebar.

Cleric Spells Prepared: (5/5/4/3; save DC 14 + spell level): 0 *cure minor wounds*, *light*, *resistance* (2), *virtue*; 1st *bane**, *cause fear*, *doom*, *magic weapon*, *protection from good*; 2nd *bull's strength*, *endurance**, *hold person*, *lesser restoration*; 3rd *bestow curse**, *deeper darkness*, *invisibility* *purge*.

*Domain spell. Deity: Merrshaulk. Domains: Chaos (cast chaos spells at +1 caster level), Evil (cast evil spells at +1 caster level), Suffering (pain touch).

Possessions: +2 mithral shirt of invulnerability, amulet of natural armor +4, ring of protection +4, +3 scimitar, +3 mighty composite longbow (+4 Str bonus), 50 +2 arrows, cloak of resistance +5, gauntlets of ogre power, necklace of fireballs (type II), eyes of the eagle, potion of wisdom (3), wand of cure light wounds (50 charges), 85 gp.



Monsters have always populated the fantasy world, but rare is the tale that tells of monster protagonists. Historically, monsters have been the opponents and challenges that adventurers measure themselves against, and the archetypal DUNGEONS & DRAGONS monster, no matter how far the game has evolved, waits within its lair for heroes with hopes of slaying them and feasting upon their bones. Obviously, the appearance of one or more monster characters is going to somewhat alter your campaign. Just how your campaign adapts depends partially on how prevalent monster characters are and what the people of the world think of them. It also depends on the sort of monster characters that populate your adventuring crew.

EXISTING CAMPAIGNS

If you want to add this material to your existing campaign world, you need to consider what sorts of monsters you'll allow in your game, alignment interactions, and the possibility that your NPCs may become paladins and crusaders against the player characters' evil.

MONSTERS

Chapter 1: Character Creation Basics tells players to ask you for help selecting a monster from the lists in Appendix 2: Compiled Tables. The tables in the appendix include a

column showing each monster's source table in Chapter 2: Building Monster Characters Introductory, Intermediate, or Advanced. The categories exist as tools for you. Limit your players to the lists with which you feel comfortable.

The average level of the existing party determines which starting ECLs are available. Table A 55: Monsters Compiled by Starting ECL in Appendix 2: Compiled Tables exists to help with this process. A monster character's starting ECL should be equal to or less than the party level. Category combined with starting ECL helps narrow down the choices available, making your decisions as DM easier.

In addition, you need to decide how NPCs will react to monster characters. Most minotaurs cannot walk into a typical village to buy supplies or get healing. This is not an alignment issue (see below), but rather an issue of expectations. Players now have characters that the world expects to be dangerous, if not outright evil. Initial NPC attitude should be unfriendly, if not hostile, toward monster characters and those who associate with them. After gaining a few levels, a monster character may be a local hero instead, and that reputation may spread to neighboring places.

ALIGNMENT INTERACTIONS

In the traditional roleplaying game, monsters exist to oppose player characters. This book skews that relationship. As a result, players may find themselves with characters of alignments other than what is normally expected. Some monsters always have a specified alignment, some usually have a certain alignment, and some often have a certain alignment. When a kind of creature always has a particular alignment, individuals who differ are either unique or one in a million. When a creature usually has a particular alignment, individuals who differ are in the minority (considerably less than 50% of the population). When a creature often has a particular alignment, exceptions are common.

Make sure your players know why their characters differ from other monsters of their kind, if they do. The more common differences are, the easier it is to justify the change. Remember that the more rare alignment differences are among members of a race or kind of creature, the less player characters expect to find variations. A carefully built and developed NPC may not get a chance to explain if player characters assume all of that NPC's kind are evil.

If a player wants to introduce a character with an alignment that varies from, or opposes, the party's general alignment, sit down with that player and the rest of your group to discuss it. If your group's style of play is "kick in the door," all that matters is how much power the new character brings to the party. If your group's style of play is "deep immersion," discussion is vital. (See *Determining Style of Play* in Chapter 1 of the *DUNGEON MASTER'S Guide* for descriptions of "kick in the door" and "deep immersion.") Characters of varying or opposed alignment can be the source of tremendous roleplaying opportunities, but the focus of the game becomes resolving moral and ethical issues within the party. If everyone expects to focus on your adventure, that distraction can be annoying or upsetting. Find out if your players welcome such a shift first.

EVIL CHARACTERS AND GAMES

Other products, such as *Book of Vile Darkness*, *City of Sin*, and *Lords of Darkness* devote a great deal of attention to the details of evil in the game world. Like the *Player's Handbook*, they all assume that evil is a feature in the campaign reserved for monsters and NPCs. If you are using this book, evil can become a more prominent feature in your campaign. It affects player character interactions, the themes of your game, and the nature of your campaign world. As the DM, it is your responsibility to warn players before their characters go too far or, alternatively, fall back into the grooves of their good characters. Make sure players understand the differences their characters shall encounter before they begin. End sessions a little early to discuss the game with players, and make sure they are all comfortable with the campaign's content and direction. Make the time to speak individually with players between sessions in case someone is unwilling to object in front of the group.

Alignment may well become a particularly sensitive issue among players. Lawful evil people can theoretically be trusted to some extent to keep their word, though they may bend it a little. Chaotic evil characters, however, may need to be

watched. On his own, out spying or assassinating someone, a chaotic evil character may be matchless in ability. Other party members might have reservations, though, about letting him pull guard duty alone a night after a big treasure haul has been made. This is not to say that chaotic evils should be banned from play; they just act more independently.

Evil is not stupid. Evil creatures and characters can work together just as well as good characters can. It should be no more difficult to maintain party cohesion with a group that includes lawful evil, neutral evil, and chaotic evil characters than a typical adventurer mix of lawful good, neutral good, and chaotic good. Certainly, evil characters attempt to manipulate events to their personal advantage—a phenomenon not limited to evil parties—but not to the extent of sabotaging their own chances of survival. Everyone needs to be aware that unless some kind of trust can be formed among the players, the game quickly falls apart. Who wants to get involved if you keep getting stabbed in the back all the time? Players with a history of having their characters kill other player characters should know that their characters may become prone to accidental falls from great altitudes, food poisoning, being mistaken for a hunting animal by one's own party, and so on. After repeated incidents of this kind, one may not be invited to any more game sessions, either. Chaotic evil should be played with care. Player characters counting on their fellow adventurers in a crunch, regardless of alignment, have to treat them with respect.

Evil characters are still people. Even bad guys have feelings, emotions, and loyalties. This means it is just as possible to play a well-rounded character who happens to be evil as one who happens to be neutral or good. An evil character or creature can be a loving parent (such as Grendel's mother), a faithful spouse, a loyal friend, or a devoted servant without diminishing their villainy in any way; this merely reflects the way in which people compartmentalize their lives and the fact that they behave in different ways toward different groups, brutalizing those they consider beneath them but treating their peers and loved ones with respect and affection. Even monsters that lack intelligence or emotion (such as constructs and some undead) prefer to work with those who aid them or coexist favorably with them. To put a more selfish spin on it, benefiting by the efforts of others is something all but the most psychotic of evil characters should appreciate.

Evil is often more active than good. Good characters react to evil plots, invasions, and crimes; or infiltrate lairs and citadels. The DM decides what the bad guys do, and discovering and foiling that is the heart of the adventure. When player characters become evil, players become the driving force for the events of the campaign. They may attack villages, plunder castles, raid caravans, or try to open a portal for ancient, elder gods to enter the world. Players should be aware of that additional responsibility before beginning an evil campaign. They now generate many events in your campaign world that used to be your responsibility.

Many of the basic assumptions of the *DUNGEONS & DRAGONS* game change when playing an evil campaign, but the most basic needs of the player characters do not. They need safe places to rest, recuperate, study, and buy or make new

equipment. As the DM, you must realize that the places used by previous player characters may not cater to new, evil ones. Evil clerics cannot spontaneously cast cure spells, for instance, so healing may take more time and special fees. While merchants may believe that gold has no alignment, and therefore sell to anyone, they will not sell to anyone who robs them or their caravans. Evil characters may not be able to take a room in the village inn while they explore the surrounding countryside. Then again, they might, depending on the local power center (see *Generating Towns* in Chapter 4 of the *DUNGEON MASTER'S Guide*). When adding evil player characters to your campaign world, start by creating a mirror for the support system used by the good characters. A black market that sells to evil characters in return for protection might operate out of waterfront warehouses after dark. An evil cult may lurk in the mausoleums of the local graveyard, ready to heal those characters that promote their dark agenda. Perhaps a nearby dungeon operates as a clandestine inn for those who are unwelcome in more conventional resting places.

NEW CAMPAIGNS

At some point, you may design a new campaign world that assumes monster characters are common. Each of the options discussed below offers one version of how a campaign could evolve. They represent the seeds of ideas for how to use monsters and how they fit it, but each campaign model is different. Each campaign has its own history, and its future that characters have a hand in shaping.

WITH MALICE TOWARD NONE (CHAOTIC/ACCEPTING)

In this campaign model, the prevailing opinion holds that monsters, no matter how foul and evil they may look, are free sentient beings with all the inalienable rights that humans, elves, and every other humanoid species are heir to. The denizens of this campaign are not foolish—they know that many monsters are evil and nefarious. Just the same, they are loath to reject monsters simply because of their origins. The philosophical leaders of this land realize that no medusa or troll really had a choice in how it came into this world, and indeed as oppressed as its upbringing may have been, it is deserving of more sympathy and consideration, not less.

In this world, evil among monsters is largely perceived to be a psychological condition rather than an absolute or genetic one. Most monsters are thought to become creatures of evil or destruction not because of any infernal or diabolic tie, but because of a fear of rejection, loneliness, or some other understandable psychological condition. Even the foulest tanar'ri may be in truth the victim of its own psychoses, and the enlightened people of this world hold out hope that with openness, respect, and even love, the darkest of souls can be redeemed. And who knows? Perhaps they are right.

There are of course exceptions among the people of this land or world—people who reject the idea of ghouls, awakened lions, and mind flayers walking the streets of their burg. Maybe these are religious fanatics, distressed and fear-

ful peasants, or simple people who have had a painful encounter or suffered loss at the hands of a monster. Some of the time characters spend in this campaign world may be focused on dealing with such subversives.

It is interesting to consider what could have happened during the history of this campaign to produce such open thinking. Something in this land's past must have cast quite a ripple onto the surface. Maybe an incredible magical transformation passed over the land, shaping brothers and sisters of a certain time into new forms that could only be called monstrous. After some time of struggle, most of the people of this world came to accept their new kin. Another answer would be that once upon a time, a savior appeared among this world. Perhaps this hero was a military hero who drove back some force of darkness, or a contemplative whose speeches and writings revealed a new way of thinking to a generation and all those who followed. Either way, this special monster inspired and helped to bring out the best in people. Along the way, it gave its name to a new way of thinking, a new government, and more than a few monuments.

CREATURE MANAGEMENT (LAWFUL/ACCEPTING)

Only humanoid arrogance would lead one to presume that in every variation of the fantasy world, humans and their ilk are running things. In this campaign model, humans do not run the show. Perhaps they are outnumbered in terms of numbers or power, and the monsters are ready and able to impose their own take on how the world should be run. Maybe this world lost the epic struggle against evil, the outcome of which is a lesser hell on earth, where villainy and every form of sin are simply common. Here, it is not that monsters represent anything new or good, but that they are the norm. To the victors go the spoils, as the saying goes, and the monsters of this world can take some pleasure in it. Imagine what differences would result when manticores and fire giants freely walk the streets, peacekeepers that enforce the law of monster rule.

Even so, this very victory may bring out about interesting changes in monsterkind. Will this reversal in the usual order of things be followed by civil war and strife as each faction of creature seeks to prove its dominance? Giants and dragons battle to prove themselves the ultimate victors. Maybe this war plays out behind the scenes, and player characters, monster or humanoid, are nothing but pawns in the grand struggle. Alternatively, perhaps after their victory the more intelligent monsters are forced to reflect upon what sort of world they shall have. Will being in charge mean that these monsters have to take a greater responsibility for themselves and the world? Monsters here can begin a path of philosophy in which the selfish desires and caprices of individual monsters must be subject to the needs and the will of the whole. A monster state is born. Or, in an even more unlikely turn of events, perhaps it is the humans that represent an ancient source of corruption. Here, in this world, the spring of hope rose up—or indeed, rises up still—among the various monsters of this world. However it started, a band of well-intentioned monsters banded together to fight against the tyranny of this world,

and they won, or at least are still fighting a war that makes part of their world different. What remains today is the continued effort, a world where monsters have their own society.

THE PEOPLE OPPRESSED (LAWFUL/REJECTING)

Humans have a long tradition of subjugating their own people. Whether they differentiate between the haves and the have-nots by skin color, ethnic background, religion, language, or geography, humanoids have delivered death and slavery in abundance. Why imagine that monsters, especially as different as they are from humanoids, would be treated any differently? Monsters are scary, frequently powerful, and threatening. They pose a definite danger to the good people of the land, and so they must be controlled—enslaved and reeducated to understand their place in society when possible, or driven into hiding or eliminated when not.

The monsters of this world may be good, evil, or any mixed combination of the two. More than usual, though, they have been forced to come together to counter the threat of ending their days in shackles or by the sword. What unites the monsters, to a greater or lesser degree, is the fervor and accord with which humanoids have banded together to do battle. The frontiers of this land may appear little different from any D&D campaign. Bands of adventurers, bounty hunters, and profit-seekers scour the surface and the Underdark in search of their foes. They come seeking glory or treasure or bits of magical lore that monsterkind wants to keep to itself.

Meanwhile, in the more civilized towns and palaces, the enlightened people are more accepting of monsters, to a point. Carefully guarded and controlled by force of arms and sorcery, the monsters that find employment within the cities are given grace to continue to live their miserable and cretinous lives, if they work hard and cause no trouble. Therefore, the sphinx may be trotted out at parties to tell its clever little riddles, but after that it is back to breaking rocks with its claws. Similarly, gargoyles serve as messengers, dryads as concubines, and displacer beasts as pets. Meanwhile, lynch mobs prowl the night, raising fires and victims up to satisfy their fear and aggression.

Some monsters become complicit with those in power. Other monsters call them traitors as they sell out their own kind, but for these few, it is a choice of practicality. Monsters have lost their great struggle, they say, and it would be foolish for them to suffer for no reason. Maybe someday, they say, hundreds of years from now, monsters may gain independence, equality, or freedom. However, for today it is better to bow one's head and go about one's life. Sure, that may mean looking away as the centaur is beaten for her insolence and sloth, but there is nothing to be done about it.

For others, the choice is different but equally clear. A network of monsters speaks softly in the shadows, foretelling a day when monsters shall strike back. In the frontiers, open battles and skirmishes may be frequent. Meanwhile, the monsters within urban areas do their best to protect their own kind and the growing network that binds them together. Sometimes this means helping a monster in

danger escape into the wilds or rescuing a creature from the worst forms of persecution. Sometimes, it demands more action. Whether on the front lines serving or opposing humanoids, or as shadowy agents for either side, monsters in this campaign world have a long struggle before them.

WORLD WITHOUT RULE (CHAOTIC/REJECTING)


For this campaign, strong organization represents the exception rather than the rule. For humans and humanoids, the world is a scary place, and they do not have the means or the will to bring order to it. Humanoid kingdoms maybe divided and unruly, or they may be so distant from one another that truly effective rulership over the land is impossible. Whatever the underlying cause, the humans of this world have grown to become suspicious and wary of outsiders. Not surprisingly, this makes it difficult for monster characters to find acceptance. Most monsters are driven off from civilized areas if they are lucky, regardless of how pleasant their speech or manners. Any monster that demonstrates a threat or offers open hostility is put down as quickly as possible. For themselves, the monsters of this world have no real unity, either. No persistent threat unifies them, and by their nature monsters here associate only with members of their own kind and a few allies. Monsters prey on humankind, and humankind hunts monsters, but nothing of lasting importance is accomplished. Monsters that defy the rule, that seek to join civilized society, have a very difficult time. No matter how heroic they are, no matter how far and wide their legend grows, they can never win the hearts of all humanity. Even should one succeed, no monster character can expect to have good relations from that point with others of his own kind.

In many ways, this state of affairs is the most typical of the average D&D campaign—full of potential for change, but requiring a great deal of effort to bring it about.

THREATS AND OPPORTUNITIES

Among all these possibilities, the largest and most varied campaign worlds take a varied approach. Some portions of the world may provide examples of one campaign model, while in a distant land another model can be found. This not only keeps the Dungeon Master busy with new stories to create, but the characters are kept guessing about what a wild world they live in.

It is an oversimplification to posit that the conflict of monster against humanoid is so central, but in some campaigns or regions it could be. One kingdom could take the lawful/rejecting approach, while a neighboring kingdom is lawful/accepting. Given that one kingdom represses monster independence and the adjacent one is strongly influenced if not controlled by monsters, these two kingdoms probably do not care much for one another. Periodic war, intrigue, and distrust make for an interesting locale for adventures. Even within a single region, different factions within a court or bureaucracy may espouse different positions. Just as during any time of increasing enfranchisement, disagreements and differences in political opinion may have brother fighting brother, and egg-sister fighting egg-sister.



As a DM, you often use the same sort of monster repeatedly as an opponent. The monster may be a theme or a running gag, or it may be the primary villain for your campaign. Of course, increasing familiarity with the monster also makes it easier for you to run. As your player characters rise in levels, you can keep throwing more and more of these monsters at them, but eventually you'll probably want tougher versions.

In many ways, this book is all about advancing monsters, primarily with class levels from the *Player's Handbook*. The *Monster Manual* provides the basics for toughening monsters through advancement, and you may already be familiar with these rules. Chapter 3: Monster Classes and Appendix 1: Sample Monster Classes provide ways to regress monsters and then advance them back to normal. Chapter 7: Prestige Classes gives you another option. This chapter discusses the different options and offers suggestions and recommendations for which one to use when, and how. It also provides guidelines for picking feats when advancing a monster and estimating the Challenge Rating of the advanced monster.

ADVANCING AS A CHARACTER

When you need a monster to have a particular class ability, feat, or skill, adding class levels is usually the quickest way

to accomplish what you need. A few levels of fighter make any monster tougher in combat. A level or two of cleric makes any group of monsters more challenging. Some monsters, in fact, advance only by character class.

Monsters with less than 1 HD take on that character class entirely. (See the 1 Hit Die Creatures sidebar in Chapter 2: Building Monster Characters for more information.) For monsters with more than 1 HD, simply add the class levels to the existing monster. Chapter 2: Building Monster Characters contains all the guidelines you need to do that. The issue is which class to add. A specific need may dictate a specific class; for instance, your monsters may need a high priest, so you add cleric levels to one of them. Here are some guidelines for other situations.

Single Monster: Single monsters are better with levels of barbarian, fighter, monk, paladin, or ranger (see below). These classes make the single monster more self-sufficient in combat.

Groups of Monsters: Groups of monsters benefit from having at least one cleric and at least one sorcerer or wizard (see below). These classes bolster the entire group through spells that increase speed, enhance ability scores, or heal injuries.

STANDARD CLASSES

Following is some general advice about deciding on an appropriate character class for a monster.

Barbarian, Fighter, Paladin, or Ranger: These are the four usual possibilities for combat-focused monsters. The choice usually boils down to having a d12 Hit Die and the rage ability or having a wide selection of feats. Few base creatures meet the alignment requirement for paladins, but monster PCs might. Monsters with moderate Constitution scores should consider the barbarian class, since the large Hit Die will generate the most hit points on average. Monsters with high Constitution scores can take fighter or ranger levels, since their Constitution bonus will make up for the slightly smaller Hit Die.

Bard or Rogue: Rogue is a good choice for monsters with high Dexterity and low Charisma. Rogues get plenty of skill points, can make sneak attacks, and enjoy a variety of useful class abilities. Spend skill points on Tumble and Bluff (so the monster can feint in combat) and choose feats such as Dodge, Mobility, and Spring Attack if you expect the character to do a lot of fighting.

Bard is generally a poor choice for monsters, unless you want something to seriously challenge an opposing PC bard. High-Charisma monsters are generally better off as sorcerers in combat. If you need monsters to interact with the party other than through fighting, consider bards or rogues with lots of ranks in Bluff, Diplomacy, Intimidate, and Sense Motive.

Cleric or Druid: If Wisdom is one of the monster's top two ability scores, these classes are good choices. Monsters that work with or against undead are better off taking levels of cleric. This also helps a group of monsters in a fight, since the cleric can use healing spells, as well as spells to enhance Strength and Constitution. Monster druids present a serious threat to PCs because of their summoning abilities and their control over nature.

Monk: Monsters with high scores in Strength, Dexterity, and Wisdom (or even just in Dexterity and Wisdom) may do well with this class if they meet the alignment restriction. Those with natural attacks can deal their natural weapon damage with the monk's higher unarmed attack rate, or they can deal the monk's unarmed combat damage, whichever is higher. Generally, monsters with only one good ability score out of those three are better off as fighters, rogues, or clerics.

Sorcerer or Wizard: Monsters without exceptional combat ability and with high Intelligence, Charisma, or a combination of the two should take one of these spellcasting classes. Those with Intelligence higher than Charisma should take levels of wizard; those with Charisma higher than Intelligence should take levels of sorcerer. Both classes are helpful to groups of monsters. Starting at 3rd level, sorcerers and wizards can cast spells to enhance the ability scores of their allies.

PRESTIGE CLASSES

In general, prestige classes present more specialized class abilities than regular character classes. They add a layer of complication in the form of class requirements. Advanc-

ing a monster to the point where it qualifies for a prestige class may make it too big a threat for your current adventure.

Most prestige class descriptions state which classes most commonly enter the prestige class. Those statements often indicate the strength of the prestige class: combat, stealth, noncombat interaction, divine spellcasting, or arcane spellcasting. Once you determine that strength, it is easy to apply the above guidelines given for the basic classes to the prestige class.

ADVANCING BY TYPE

The *Monster Manual* covers this form of monster advancement. When the Advancement line of a monster's entry shows Hit Dice and size, you can use this method. You must advance a monster by type if it lacks the Intelligence score to gain class levels (minimum 3).

The Advancement line in a monster's statistics block shows when the monster changes size, based on its number of Hit Dice. It gains an ability score increase for every four additional Hit Dice it has; it gains a new feat for every three additional Hit Dice it has; and it gains skill points for each additional Hit Dice it has. In general, monsters advancing using this method do not gain new skills but improve the ones they have as class skills.

CHANGING SIZE

When an advanced monster changes size, adjust its Strength, Dexterity, and Constitution first. Use the new Constitution and the new number of Hit Dice to determine the monster's new hit points. Then determine the new Fortitude saving throw bonus based on the monster's type and add the new Constitution modifier. Apply any other modifiers, such as from Great Fortitude, and you have the monster's new Fortitude saving throw bonus.

Next, use the monster's new Dexterity modifier, natural armor bonus (if any), and new size modifier to determine the monster's new Armor Class. (Remember that adjusted natural armor bonuses are not cumulative; just use the new score instead.) The new Dexterity modifier also changes the monster's initiative modifier. Determine the new Reflex saving throw bonus based on the monster's type and add the new Dexterity modifier. Apply any other modifiers, such as from Lightning Reflexes, and you have the monster's new Reflex saving throw bonus. If the monster has the Weapon Finesse feat, use the new Dexterity modifier and the new base attack bonus to determine total attack bonuses with the affected weapons.

If the monster does not use Weapon Finesse, use the new Strength modifier and the new base attack bonus to determine total attack bonuses. Remember that an increase in size imposes a penalty on attack rolls. The new Strength bonus changes damage as well. If the monster uses a single melee attack each round, it adds 1 1/2 times its Strength bonus to damage. If it uses multiple attacks, it adds its Strength bonus to damage from its primary attack and 1/2 its Strength bonus to damage from secondary attacks.

ADVANCING BY TEMPLATE

Applying a template to a monster "advances" the monster in the sense that it often increases the monster's CR. Like character classes, templates provide a monster with a set of abilities different from those of typical members of its kind. Templates work with monsters that advance by any method. For details on the mechanics of adding templates to monsters, see Chapter 10: Templates.

Advance monsters by template when you want to surprise your players. If they take hobgoblins for granted, present them with a few half-dragon hobgoblins. Your reward for the work and preparation is the expressions on the players' faces when your handcrafted monster uses its breath weapon for the first time.

The drawback to advancing by template is that the monster gains no Hit Dice (although the Hit Die type may change). Unless the template adjusts ability scores, qualities such as attack bonuses, saving throw bonuses, AC, initiative modifier, and DCs for monster abilities will not change. As a result, you may want to combine this method with another one, such as adding a class.

ADVANCEMENT AND CR

When monsters advance as monsters, their special abilities get more powerful. When monsters advance as characters, they gain new abilities. In either case, base attack bonus, saving throws, Hit Dice, hit points, ability scores, and base damage (if advancement includes an increase in size) all increase. Most monsters gain skill points and feats as they advance, so of course their Challenge Rating changes.

When you advance a monster to present players and characters with a special threat, you must track the CR change as well—not only so that the PCs get credit for the correct amount of experience points, but also to make sure the advanced monster is not beyond the capabilities of the party.

ADVANCING AS A CHARACTER

Adding class levels to a base creature makes the process of determining its new CR easy. For monsters with more than 1 HD, add the total class levels to the base creature's CR to get the monster's final CR. For monsters with 1 HD or less, class level total equals CR.

ADVANCING AS A MONSTER

If you're in a hurry, or just don't like a lot of calculation, you can use a "quick and dirty" method, described immediately below, for determining the CR of an advanced monster. Otherwise, use the more detailed method that follows in the next section.

Quick and Dirty

If the base creature has an odd number of Hit Dice, increase the CR by 1 for the first Hit Die you add, and then by 1 for every 2 HD you add after that. If the base monster has an even number of Hit Dice, add 1 to the CR for every 2 HD you add. A monster's CR increases for every 2 HD because the formula used to determine the save DCs for a monster's

special abilities is $(10 + \text{monster's appropriate ability score bonus} + 1/2 \text{ monster's Hit Dice})$. If the monster gains a feat or an ability score increase when it advances, add an additional 1 to its CR.

Like all quick and dirty methods, this one can be wildly inaccurate. See Testing the New CR, below, for ways to check your results.

Detailed Method

First, divide the advanced monster's new hit points by 4.5 to get its effective Hit Dice. (This takes into account the added difficulty of a creature with a high Constitution score.) Then refer to table 9-1: CR Estimation to derive the monster's base CR. (This base rating can be further adjusted by other factors; see below.)

TABLE 9-1: CR ESTIMATION

Effective Hit Dice	Base CR	Effective Hit Dice	Base CR
3 or fewer	1/2	32 34	11
3 5	1	35 37	12
6 8	2	38 40	13
9 10	3	41 43	14
11 13	4	44 46	15
14 16	5	47 49	16
17 19	6	50 53	17
20 22	7	54 56	18
23 25	8	57	19
26 28	9	per 2 EHD	+1
29 31	10		

Next, for each special ability that the monster can use in combat, add 1 to the base CR. If the monster can use only one ability at a time, add 1 for each ability it can activate and "leave on" (one that has a duration other than instantaneous or concentration). If the ability is useful before combat, such as invisibility, it should also add to the total. Otherwise, abilities used outside combat do not add to CR.

Once you complete this process, test the new CR a few times before throwing the advanced monster at your PCs. (See Testing the New CR, below.)

ADVANCING BY TEMPLATE

If you add a template to a monster, the template lists a CR adjustment. This method is as simple as adding class levels. Add the CR adjustment to the monster's CR, and you are ready to test the new CR.

TESTING THE NEW CR

Chapter 2 of the *DUNGEON MASTER's Guide* sets out the advancement of classed NPCs through 20th level, starting with Table 2-33: NPC Barbarian. You can use those tables to check your monster's CR against a party of the appropriate level, if you have the *Enemies and Allies* accessory, you might be able to use a standard party consisting of Tordek, Lidda, Miallee, and Jozan, just as we do when playtesting.

Check out Table 2-37: NPC Fighter. Add 10 (a slightly below average roll on a d20) to the monster's best attack bonus (total attack bonus, not base), if the total is equal to or higher than the AC of an NPC fighter with levels equal to the monster's CR, make no change. If it is lower, reduce the

CR by 1. Next add 10 to the fighter's best attack bonus. If that total hits the monster's AC, make no change. If it cannot, increase the monster's CR by 1.

Next check the save DCs for the monster's special abilities. Barbarians, fighters, paladins, and rangers have the highest Fortitude saving throw bonuses. Bards, monks, and rogues have the highest Reflex saving throw bonuses. Clerics and druids have the highest Will saving throws bonuses. Use Table 2 39: NPC Paladin for Fortitude saves, Table 2 41: NPC Rogue for Reflex saves, and either Table 2 35: NPC Cleric or Table 2 36: NPC Druid for Will saves. (It's worth checking other classes to make sure that you have the highest save bonuses for the particular level you are testing.) Add 10 to the appropriate save bonus. If that is higher than the save DC for the monster's ability, subtract 1 from the CR. If it is equal to or less than the DC, make no change. Remember that your player characters may have racial bonuses, resistances, or immunities. For instance, an elf rarely has to worry about saving throws against sleep effects, and dwarves get a racial saving throw bonus against spells and spell-like effects (but not supernatural ones).

ADVANCEMENT AND FEATS

In general, there are two strategies for picking feats: minimizing weaknesses and maximizing strengths. A character with a low Wisdom taking Iron Will is an example of minimizing a weakness. An orc with Power Attack is an example of maximizing a strength.

Minimizing Weaknesses

Minimizing weaknesses tends to produce balanced characters. They have no Achilles heel, but neither do they have any remarkable advantages. This is a perfectly valid strategy for player characters, who never know what challenge they will face next and who will be the focus of each encounter of the campaign.

When picking feats for a monster opponent, remember that monsters only need to be powerful and memorable for their single encounter. They do not have to be well-rounded or viable characters in every situation. Have intelligent monsters use their environment to minimize their weaknesses. Goblins prefer to ambush foes from the far side of a bridge or chasm, where their ranged weapons put them on better footing. They do not need to take proficiency feats in better armor or weapons; they need to pick a fight on advantageous ground.

There are two reasons why a DM should choose to minimize a monster's weaknesses with feats. The first is because the monster has a truly glaring weakness: A monster with a low Wisdom that does not have Will as its good saving throw could benefit from Iron Will. The second is to trip up cocky player characters. If your PCs depend on a particular spell because it "always" works against that opponent, give the monster a feat that improves its saving throw (or items that protect it from that spell).

Maximizing Strengths

Maximizing strengths produces dramatic characters. They have both clear strengths and clear weaknesses. This strategy can produce highly memorable PCs. It can also produce

frustration, however. A brawny, reckless barbarian seems like a powerful melee combatant, but if his Wisdom is so low that he is especially vulnerable to magic such as *hold* and *charm* spells, he might never get into the fight.

Monster opponents, on the other hand, only appear in single encounters. They benefit tremendously from maximizing their strengths. Swap a level of fighter for the orcs' usual level of warrior and give them Weapon Focus to go with Power Attack. Your players and their characters are sure to be surprised when the orcs have more hit points than usual and hit more often.

SPECIFIC FEATS

Here are some suggestions for specific feats from the *Player's Handbook*.

Alertness: Monsters with Alertness are the bane of rogues, because this feat keeps them from being surprised as often.

Armor Proficiency: Monsters are generally better off gaining armor proficiency through class levels.

Blind-Fight: This feat is particularly useful against opponents who like to attack under cover of the *darkness* spell. If PCs use the *darkness* strategy extensively, the DM should occasionally give this feat to monsters as an unexpected challenge, or use monsters with senses that ignore darkness, such as grim locks.

Cleave and Great Cleave: These two feats are most useful for monsters outnumbered by their opponents. Cleave doesn't help an army of orcs attacking a small group of player characters, but the PCs can certainly use it. One or two powerful monsters attacking four or more PCs can make good use of Cleave, where the PCs find it less useful.

Combat Casting: Any monster that uses spells or spell-like abilities can benefit from this feat, but only if it uses those spells or spell-like abilities in combat. Those who primarily "buff up" with spells such as *cat's grace* and *haste* before combat can make better choices.

Combat Reflexes: Any monster with high Dexterity and reach or a reach weapon should take Combat Reflexes the first chance it gets. Such monsters are the bane of spellcasters, since they can reach right over the front line to strike at characters casting spells, often multiple times in a single round.

Deflect Arrows: Monsters often have natural weapons and do not need Improved Unarmed Strike, the prerequisite feat for this one. Granted, monsters casually swatting arrows out of the air are frightening, but most are better off achieving this ability through adding two levels of monk.

Dodge: The decision for this feat is the inverse of the decision for Cleave and Great Cleave. Dodge becomes more useful the fewer opponents you fight. When your foes outnumber you, having a better Armor Class against only one of them is not very exciting. Dodge remains very important as a gateway feat, though, leading to Mobility, Spring Attack, and Whirlwind Attack.

Endurance: This is always a great "flavor" feat. Having it says a lot about the athletic nature of a monster. Endurance is very useful in games involving a great deal of cross-coun-

try travel or long-distance swimming. In campaigns focused around rivers, swamps, and similar terrain, it allows PCs to wait in ambush under the water's surface for long periods. Monster opponents can also use that tactic, but this is rarely a good choice for them.

Exotic Weapon Proficiency: This is a good feat for changing the flavor of a monster. A gang of orc fighters with Power Attack and spiked chains is quite a different obstacle from typical orc warriors.

Expertise: This is an excellent feat for spellcasters with sufficient Intelligence, making them harder to hit by shifting their base attack bonus to their Armor Class. Characters with class abilities requiring them to wear light or medium armor, such as rangers and rogues, also benefit a great deal from this feat. More important, this is a gateway feat for Improved Disarm, Improved Trip, and Whirlwind Attack. A drider could easily take Exotic Weapon Proficiency (spiked chain), Expertise, and Improved Disarm instead of its usual suite of feats, providing a nasty surprise for characters with beloved magic weapons.

Extra Turning: This is a great feat in campaigns focused on fighting undead. It also makes it easier to use other feats, like some in *Defenders of the Faith*, that require a use of turning. Unless their opponents are undead, monsters with cleric or paladin levels will not take this. If the players have undead characters built using this book, it is fair to surprise them with cleric or paladin opponents who took this feat (most likely clerics).

Ear Shot: Any monster that gets to ambush opponents from long range benefits from this feat. Note that this feat does not increase the range of ray spells.

Great Fortitude, Iron Will, Lightning Reflexes: These feats are excellent choices for monsters with a low base save bonus and a low score in the related ability. Low-Wisdom giants benefit from Iron Will, for instance. Any one of these feats should be sufficient for a monster with a low ability score to cover itself.

Improved Bull Rush: This feat is a particularly good choice for Large and larger monsters that can use their superior size and weight against opponents. Such monsters look for opportunities to fight on bridges, along chasms, and near pits. They want to charge opponents and push them over the edge.

Improved Critical: Once a monster has a base attack bonus of +8 or higher, it should strongly consider taking this feat. The larger the threat range for its weapon, the more useful this feat becomes. Monsters with high enough base attack bonuses can take this feat for a natural weapon. If the monster uses weapons, arm it with something that has a good threat range, such as a longsword, and give it this feat. Remember that damage-dealing ray spells also benefit from Improved Critical.

Improved Initiative: Getting in the first blow is always good. That is a potential benefit of both Alertness and Improved Initiative. Getting the jump on an opponent is particularly good for monsters with area-effect special attacks or attacks such as paralysis that remove an opponent from combat, and for casters with area-effect spells. Combining this with Alertness and Quick Draw can make for

frighteningly fast monsters, even if they do not have high speed or high Dexterity scores.

Improved Unarmed Strike: Monsters with natural weapons do not need this, and those without natural weapons generally take levels of monk if unarmed combat is important to them.

Item Creation Feats: Monsters rarely take these, since doing so means not taking other feats that would help them survive in combat. Some NPCs, and a few rare monsters with levels of a spellcasting class, might take them.

Leadership: The Organization line of the *Monster Manual* statistic block generally replaces the need for this feat. If a particular monster needs a special follower, Leadership may be a good idea. In such cases, use the monster's class levels.

Martial Weapon Proficiency: Monsters with 2 HD or more are proficient with the weapons mentioned in their *Monster Manual* descriptions. Monsters with fewer than 2 HD gain weapon proficiencies as they advance in a character class, so they are better off taking class levels.

Metamagic Feats: Spellcasting monsters should take these immediately after Combat Casting and Spell Focus, provided they expect to survive long enough to cast spells of the appropriate levels.

Mobility: High-Dexterity monsters usually prefer Weapon Finesse ahead of this feat, since they can expect to make attack rolls more often than they are subject to attacks of opportunity.

Mounted Combat (Mounted Archery, Ride-By Attack, Spirited Charge, Trample): If your campaign focuses on outdoor adventures, giving ample opportunity to ride into combat, monsters should focus on this feat and those that branch from it (given above in parentheses) even at the expense of feats such as Power Attack. Even centaur characters benefit from the later feats. However, if the prospect of keeping track of a gang of goblins and their work mounts seems daunting to you as DM, remember that halfspears and shortspears are simple weapons (so many monsters and most character classes can use them) and can be set against PCs' charges.

Point Blank Shot: This is a great feat for monsters, such as goblins, that prefer ranged combat to melee. Ray attacks also benefit from Point Blank Shot.

Power Attack: This is a good feat for monsters with more Strength than Dexterity. If the monster already has Power Attack, pursue the other feats on the Power Attack tree (Cleave, Improved Bull Rush, Sunder, and Great Cleave).

Precise Shot: Any monster that prefers ranged combat and that has a level of fighter will almost certainly take Point Blank Shot and this feat. Melee combatants, such as orcs, love to fight alongside such creatures, because they can close with the enemy while the ranged attackers remain effective. Similarly, spellcasters who use ray spells benefit greatly from this feat.

Quick Draw: This feat becomes tremendously useful to anyone with a base attack bonus of +6 or higher. Once a creature gets multiple attacks in a single round, this feat allows it to draw its weapons and still take a full attack action.

Rapid Shot: This feat is very attractive to monsters that prefer ranged combat, since they almost certainly meet the

Dexterity requirement. Precise Shot is a better choice for monsters working with others who prefer melee combat. Even they almost certainly take this feat after Precise Shot, though. It is not a difficult choice, since a single level of fighter can allow both Point Blank Shot and Precise Shot, and taking another fighter level gives access to this feat.

Run: A monster with Spring Attack or Shot on the Run should consider this feat for the boost to its movement.

Shield Proficiency: As with weapon proficiencies, monsters are better off taking class levels to gain the benefits of this feat. In addition, this is a defensive feat, like Alertness, and monster opponents are often better off emphasizing their offensive power.

Simple Weapon Proficiency: Monsters with 2 HD or more are proficient with the weapons in their *Monster Manual* descriptions. Monsters with fewer than 2 HD gain weapon proficiencies as they advance in a character class, so they are better off taking class levels.

Shot on the Run: With three prerequisite feats and a Dexterity requirement, few opponents will achieve this feat but many PCs will. Monsters that prefer ranged combat should take this feat if they can, since it lets them move out from behind total cover, fire, and take cover again.

Skill Focus: This feat can be a good way to make up for a low ability score. For example, a fighter who wants to use Bluff (a cross-class skill for fighters) to feint in combat and who has a low Charisma score can benefit from Skill Focus (Bluff). A monster opponent that wants to bluff enemies might take this feat, but generally, this is a fine choice for NPC artisans and a poor one for monster opponents.

Spell Focus: This feat is an excellent choice for spellcasting monsters such as driders. Monsters that cast spells prefer this feat to Power Attack, Point Blank Shot, or similar combat feats. They also benefit from Combat Casting, of course. Specialist wizards in particular often take this feat for their specialist school.

Spell Mastery: While player characters may find this useful, spellcasting opponents generally do not need it. The usual reason an opponent does not have its spellbook is because the PCs have killed the opponent.

Spell Penetration: Spellcasters take this feat once they start encountering opponents with spell resistance. Since enemy creatures generally have spell resistance before the PCs do, this feat benefits PC spellcasters even earlier. Until the PCs are likely to have spell resistance, or unless the monster opponent hates another kind of monster with spell resistance, other feats are more attractive.

Spring Attack: Feats with as many prerequisites as this one require a great deal of commitment. They become part of the signature style of the monster that takes them. High-Dexterity melee combatants certainly benefit from this feat, particularly if they have a high speed. They may consider taking Weapon Finesse before this feat, since being able to move in, attack, and move away is less useful if the attack does not hit.

Stunning Fist: The ability to stun an opponent for a round is desirable enough that high-Wisdom melee combatants may take Improved Unarmed Strike and this feat. However, combatants with a base attack bonus of +8 or higher

(required for this feat) are generally better off combining the Power Attack tree with Weapon Focus and other feats. Those truly desiring this ability may be better off taking levels of monk.

Sunder: Combatants want this feat if they typically have better magic weapons than their opponents, or if their opponents generally do not have magic weapons. In other words, this feat favors player characters. Monsters with low Intelligence scores cannot comprehend the benefit of striking a weapon rather than the weapon's wielder, but even an ore or a goblin sees the value of this feat. Because the feat is dependent on the enemy's having no magic weapon, or a weaker one, most monster opponents should take Improved Bull Rush instead of this. Smaller creatures, such as goblins, may reverse that priority.

Toughness: While more hit points are attractive, monsters could also gain them by taking levels in a class with a larger Hit Die, while also gaining the advantages of that class. Toughness is a good feat for constructs, undead, and any other monster type that has no Constitution score and therefore no bonus to hit points.

Track: Most monsters are better off taking a level of ranger to get Track, along with the ranger's ability to fight with two weapons and a favored enemy. Ambush predators do not need this feat, but other types of opponents can make good use of it.

Two-Weapon Fighting, Improved Two-Weapon Fighting: Two weapons mean two chances to score a critical hit every round, provided the monster can take a full attack action and use both. However, the chance to hit with each weapon is lower than if fighting with a single weapon. It is difficult to choose between dealing damage every round and having two chances to deal extra damage every round. Most monsters are better off taking levels of ranger to gain the benefits. The exception is monsters that use double weapons: They should take Exotic Weapon Proficiency (necessary for all but the quarterstaff) and Two-Weapon Fighting as soon as they possibly can. Most benefit from the fighter class, since they can have both feats at 1st level.

Weapon Finesse: Monsters with high Dexterity scores and a preference for melee combat will probably take this feat as soon as they have a base attack bonus of +1 or higher.

Weapon Focus: This is a particularly good feat for fighters planning on taking Weapon Specialization, and for Small and smaller monsters, who benefit more from this feat than from Improved Bull Rush or Sunder, Medium-size monster opponents should take this rather than Sunder, since the PCs probably have better weapons. Large and larger monsters will generally take Improved Bull Rush first.

Weapon Specialization: Creatures with four or more levels of fighter should take this feat. Small and smaller monsters, which find Weapon Focus especially attractive, are likely to take Weapon Specialization as soon as they qualify for it. Monsters with sufficient levels of fighter generally take basic combat feats such as Improved Bull Rush and Power Attack (if melee combatants) or Point Blank Shot and Precise Shot (if ranged specialists) before taking Weapon Focus, and this feat clearly comes after Weapon Focus.



Adding a template to a monster affects either its Challenge Rating or its level adjustment, depending on whether the creature is a monster or a player character. Therefore, the Dungeon Master is part of every decision to add a template. The material that follows is written with the DM in mind.

ADDING A TEMPLATE

As pointed out in Chapter 9: Advancing Monsters, adding template gives a monster a suite of abilities that its kind does not normally have. This change increases the creature's Challenge Rating and provides players and characters with unexpected challenges.

As long as the DM is part of the decision to add a template to a player character, he or she should be ready for that character's new abilities. In fact, a player character with a template is little different from any other monster character.

WHEN TO ADD

Some templates can be added to creatures at any time. A monster or character may become a ghost after death. A spellcaster of at least 11th level can become a lich. A creature with 5 or more HD killed by a vampire may become a vampire. Such templates are called acquired templates. Other templates, such as the celestial, fiendish, half-celes-

tial, half-dragon, and half-fiend, assume that the creature or character was born with the changes indicated. Templates such as these are called inherited templates. It's possible for a template to be of either type. For example, lycanthropy can afflict anyone the template description allows at any point, but some creatures are born lycanthropes.

Challenge Rating and level adjustment changes assume that the template is added on top of a monster or a character, whether it is inherited or acquired. When adding any template, simply build a monster normally and then add the template on top. Do not bother regressing the monster back to 1 HD (see Chapter 3: Classes), adding the template, and then advancing again.

A character desiring an acquired template can add it when the character meets the qualifications of the template. For instance, a character can acquire the lycanthrope template when bitten by a lycanthrope. In such a case, add the template on top of class levels, monster Hit Dice, and so forth. If a player wants an existing character to obtain an inherited template part-way through his or her adventuring career, see Chapter 11: Becoming a Monster. As a rule, however, such a decision should be made when the character is created.

READING TEMPLATES

A template provides a set of instructions for altering an existing creature, called the base creature. The following text goes through a statistics block, line by line, to explain how templates affect each line.

Missing Entry: If a template lacks one of the following entries, the template uses the base creature's entry in that category.

Size and Type: Templates often change creature type and may change creature size.

Hit Dice and Hit Points: If the Hit Dice entry for the template is missing, then Hit Dice and hit points do not change unless the Constitution modifier changes.

Some templates change the size of the Hit Die (usually as a consequence of changing the creature type). A few templates completely change previously acquired Hit Dice, and continue to change Hit Dice gained with class levels. Some templates change only the creature's original Hit Dice and leave class Hit Dice unchanged.

TABLE 10-1: HIT DICE AND TEMPLATES

Hit Dice Unchanged	Hit Dice Change	Hit Dice Completely Change
Celestial	Feral	Ghost
Fiendish	Gelatinous	Ghost brute
Half celestial	Half dragon	Lich
Half fiendish	Incarnate construct	Mummified
Insectile	Tauric	Spectral
Monstrous beast		Umbral
Multiheaded		Vampire
Reptilian		Wight
Symbiotic		Wraith
Winged		
Yuan ti		

Templates in *italic* are described later in this chapter.

Since monsters use average hit points, changing the die type changes their hit point total.

TABLE 10-2: HIT DICE AND AVERAGE HIT POINTS

Hit Die Type	Average Hit Points
d4	2.5
d6	3.5
d8	4.5
d10	5.5
d12	6.5
d20	10.5

Notice that every 2 points of difference between the size of one die and another changes average hit points by 1. For example, a d6 is 2 points larger than a d4, so the difference between the average hit points of a d6 and a d4 is 1. Also, a d12 is 8 points larger than a d4, so the difference between the average hit points of a d4 and a d12 is 4. The number of Hit Dice a monster has equals the number of hit points it gains when its Hit Die size increases one step, or loses when its Hit Die size decreases one step. If the size increases two steps, multiply the number of Hit Dice by 2 to get the additional hit points, and so on. If the size of the die decreases, then the number of Hit Dice it has is the number of points

it loses. If you are more comfortable multiplying the number of Hit Dice by the new average hit points, just do that.

If the creature's Hit Die type changes, any bonuses it receives from Constitution still apply. However, the template may adjust Constitution score, so be sure to use the new score when calculating hit points.

Initiative: if the template changes the monster's Dexterity, or if it adds or removes the Improved Initiative feat, this entry changes.

Speed: If a template modifies a creature's speed, the template states how that happens. More commonly, the template adds a new movement type, such as flying.

AC: If the template changes the creature's size, see Creature Sizes in the introduction of the *Monster Manual* for its effect on Armor Class. Changes in Dexterity and natural armor may also occur because of a template. In some cases, such as with ghosts, the method of determining Armor Class changes radically. If that happens, the template explains how to change the Armor Class.

Attacks: Templates do not change base attack bonuses. Of course, any change in ability scores may affect attack bonuses. If Strength or Dexterity changes, use the new modifier for the attack bonuses. A change in the monster's size also changes its attack. Creature Sizes in the introduction of the *Monster Manual* gives the change.

Damage: Damage changes with Strength. If the creature uses a two-handed weapon or has a single natural weapon, it adds 1 1/2 times its Strength bonus to the damage. If it has more than a single attack, such as a character with two weapons or a monster with claws and bite, then it adds its Strength bonus to the primary damage and 1/2 its Strength bonus to all others.

Face/Reach: A template may change this entry if it changes the monster's size. The typical face and reach for monsters of each size category appears below. This table does not take into account special situations such as a roper's tentacles.

TABLE 10-3: FACE/REACH BY CREATURE SIZE

Creature Size	Example Creature	Face	Natural Reach
Fine	Housefly	1/2 ft.	0 ft.
Diminutive	Toad	1 ft.	0 ft.
Tiny	Giant rat	2 1/2 ft.	0 ft.
Small	Halfling	5 ft.	5 ft.
Medium size	Human	5 ft.	5 ft.
Large (tall) ¹	Ogre	10 ft.	10 ft.
Large (long) ²	Horse	10 ft.	5 ft.
Huge (tall) ¹	Cloud giant	15 ft.	15 ft.
Huge (long) ²	Bulette	15 ft.	10 ft.
Gargantuan (tall) ¹	50 foot animated statue	20 ft.	20 ft.
Gargantuan (long) ²	Kraken	20 ft.	10 ft. (bite)
	Purple worm (coiled)	20 ft.	15 ft.
Colossal (tall) ¹	The tarrasque	30 ft.	25 ft.
Colossal (long) ²	Colossal monstrous centipede	30 ft.	15 ft.

¹ Tall creatures are those that are taller than they are long or wide. Long creatures are as long or longer, or as wide or wider, than they are tall.

² Big, long creatures may be in any of several shapes. A Huge spider fills a 15 foot square area, while a Huge snake fills a space 30 feet long and 5 feet wide (unless it coils itself into a circle, in which case it would take up a 15 foot square area).

See Chapter 5: Equipment for how to adjust weapon damage, reach, range, and so forth with size.

Special Attacks: Templates may add or subtract special attacks. The template contains the text for the effects of the special attacks, including how to determine saving throw DCs, if applicable.

Special Qualities: Templates may add or subtract special qualities. The template contains the text for the effects of the special qualities, including how to determine saving throw DCs, if applicable. Some monster types, such as elemental and undead, come with their own set of special qualities. Even if this entry is missing, the creature gains the special qualities associated with its new type (as noted in the *Monster Manual*).

Base Saves: As with attacks, changing a monster type does not change its base saving throw bonuses. You only need to adjust them for new modifiers from Constitution, Dexterity, or Wisdom. If the Saves entry is missing, the saving throw progression does not change. A template may, however, state that a monster has a different good saving throw.

Abilities: After reading this far, you can see why it is so important to adjust these scores first. Not all templates modify them. In some templates this entry is missing (because ability scores do not change), which simplifies the process.

You determine a template's racial ability score modifiers by adding them to the base creature's ability score modifiers. For example:

	Str	Dex	Con	Int	Wis	Cha
Ogre (base creature)	21	8	15	6	10	7
Ogre (adjustments)	+10	2	+4	4	+0	4
Half dragon (adjustments)	+8	+0	+2	+2	+0	+2
Half dragon/half ogre (adj. scores)	+18	2	+6	2	+0	2
Half dragon/half ogre (avg. scores)	29	8	17	8	10	9

Skills: When this entry is missing, the creature has the skill points of the base creature type rather than as any new

creature type. Since templates don't change the number of Hit Dice a creature has, you don't need to adjust skills in that case unless the key abilities changed, the template gives a bonus on one or more skills, or the template gives a feat that provides a skill bonus.

If this entry changes how skill points are determined, it only affects skill points gained after the template is applied.

Treat skills listed for the base creature as class skills, as well as new skills provided by the template.

Feats: When this entry is missing, the creature has the feats of the base creature or class levels rather than the feats of any new creature type. Since most templates do not change the number of Hit Dice a creature has, a template should not change the number of feats a creature has.

If this entry changes how feats are determined, it affects only feats acquired after the template is applied.

Climate/Terrain: This entry has no effect on characters, unless their players wish to roleplay any discomfort or enjoyment based on their surroundings. The DM needs to make sure that a template does not remove the monster from the adventure, however. Most templates do not change this entry. If one does, use the information provided in the template entry.

Organization: This entry has no effect on characters. The DM needs to adjust the encounter if the template changes the monster's associates and subordinates. Most templates do not change this entry. If one does, use the information provided in the template entry.

Challenge Rating: This entry has no effect on characters. Most templates increase the creature's Challenge Rating. The template might give a modifier to be added to the base creature's Challenge Rating, or it might specify a range of modifiers depending on the base creature's original Hit Dice or Challenge Rating. The DM adjusts the monster's Challenge Rating according to this entry and makes any necessary changes to the encounter to keep the encounter challenging without becoming instantly fatal. See Chapter 9: Advancing Monsters for guidelines on estimating new Challenge Ratings.

Treasure: This entry has no effect on characters. Most templates do not change this entry. If one does, the DM adjusts a monster's possessions and treasure according to the information provided in the template entry.

Alignment: Most templates do not change this entry. If one does, use the information provided in the template

FREAK OR FAUNA

A templated creature can represent a freak of nature, the individual creation of a single experimenter, or the first generation of offspring from parents of different species.

Alternatively, you can use templates as tools for creating new monsters. In this sense, templates represent an easy way to create an entirely new species of monster significant in your campaign. Pick a base creature with features and appearance appropriate to what you are creating and add the templates you need to make it your monster. Give it a new name, and you are done.

For example, you might want ghostly creatures that protect the burial grounds of vampires (or, alternatively, of blessed people whose rest should not be disturbed). Dogs are often associated with guarding places, but you want something a bit tougher, so you choose wolf as the base creature and apply the ghost brute template found later in this chapter. You call the resulting creature a spectral hound, and your player characters know when they encounter spectral hounds that a special burial site is nearby. Now you have a monster to help make your campaign unique and memorable.

entry. The DM needs to make sure there is still a reason for the monster and characters to interact after alignment changes.

Advancement: Most templates do not change this entry. If one does, use the information provided in the template entry. If the template changes the monster's method of advancement from "by type" to "by character class," or vice versa, it says so here. The DM must check this if he or she is combining adding a template with advancing a monster. If so, use the template's advancement method.

Level Adjustment: The level adjustment entry is a modifier to the base creature's level adjustment. A level adjustment is meaningless unless the creature retains enough Intelligence (minimum 3) to gain class levels after applying the template.

ADDING A TEMPLATE, STEP BY STEP

If the template changes the base creature's size, use the Size Increases table in the introduction of the *Monster Manual* to calculate changes to natural armor, Armor Class, and attack rolls. Check the text of the template to see if you apply size modifiers to Strength, Dexterity, and Constitution. The Abilities line may already account for those.

Add all ability score modifiers, from size and the Abilities line, from the template to the base creature's ability scores.

When you know the new Constitution modifier and any change to Hit Die size, recalculate the templated monster's hit points. See Hit Dice and Hit Points, above.

The new Constitution modifier also modifies the Fortitude saving throw modifier and any skill bonus for Concentration. Check for Great Fortitude or any other feat that affects the Fortitude saving throw modifier and apply them now.

When you know the new Dexterity modifier, recalculate the Initiative bonus and Armor Class bonus. Apply modifiers for size and natural armor at this time. Check for Improved Initiative and any other feat that affects Initiative and apply them now.

Check to see if either the base creature or the templated creature uses Weapon Finesse with one or more of its attacks. If it does, use the new Dexterity modifier to recalculate the attack bonus. Apply any size modifiers at the same time.

The new Dexterity modifier also modifies the Reflex saving throw modifier and any skills with Dexterity as a key ability. Check for Lightning Reflexes or any other feat that affects the Reflex saving throw modifier and apply them now.

When you know the new Strength modifier, check to see if either the base creature or the templated creature uses Weapon Finesse. For all attacks that do not use Weapon Finesse, use the new Strength modifier to recalculate attack bonus. Apply any size modifiers at the same time.

The new Strength modifier affects damage and any skills with Strength as the key ability.

When you know the new Intelligence modifier, recalculate skill modifiers for any skills that use Intelligence as the key ability.

When you know the new Wisdom modifier, recalculate the Will saving throw modifiers and the skill modifiers for any skills that use Wisdom as the key ability. Check for Iron

Will or any other feat that affects the Will saving throw modifier and apply them now.

For all special abilities of the base creature that remain, recalculate saving throw DCs (special abilities from the template tell you how to calculate their DCs). The formula for most save DCs is $10 + 1/2$ the creature's Hit Dice + the relevant ability score modifier of the creature using the attack. Use only the creature's monster Hit Dice for this calculation; do not include Hit Dice gained from class levels. The relevant ability scores for save DCs against various types of attacks or effects are as follows.

Strength: Any application of force, crushing, binding, or constriction.

Dexterity: Movement, movement restrictions, hitting with a missile, entanglement, webs.

Constitution: Almost anything that comes from the creature's body; poison, breath weapons.

Intelligence: Illusion effects.

Wisdom: Mental or perception effects (except charms and compulsions, see Charisma).

Charisma: The creature's Charisma modifier affects the save DC for any spell-like abilities it has. Use the Charisma modifier for any attack or effect that pits the creature's will against an opponent: gaze attacks, charms, compulsions, energy drain. Also use the Charisma modifier for any DC that normally would be based on an ability score the creature does not have. For example, undead creatures have no Constitution score, so any poison attacks they have would use their Charisma modifier to determine the save DC. Always use the Charisma modifier for spell-like abilities.

Add any new special abilities granted by the template.

Add any skill bonuses given by the template.

Add any feats given by the template not already taken into account.

Update the Challenge Rating as instructed by the template.

NEW MONSTER TEMPLATES

The template is a valuable tool for the would-be monster builder. By overlaying a template on a creature, you can create a completely new range of interesting possibilities. The *Monster Manual* explores a few monstrous templates. This section offers some new choices.

TEMPLATE CHARACTERS

Many *Monster Manual* entries contain information on character classes common to a monster kind, and on preferred classes for that time. For instance, bugbear characters' preferred class is rogue. Because templates can apply to many different kinds of monsters, the character entry for a template has to be more vague. Suggestions appear below for all templates that can be applied to characters.

TEMPLATES AND LEVEL ADJUSTMENTS

As pointed out in Chapter 2: Building Monster Characters, level adjustments given for templates combine with the level adjustment of the base creature to give the level adjustment for a templated monster. For instance, a bug-

bear has a +1 level adjustment and 3 Hit Dice. The ghost template has a +5 level adjustment. Therefore, a ghost bugbear has a +6 level adjustment, 3d12 for Hit Dice, and a starting ECL of 9.

Templates often apply to monsters that cannot, or should not, be characters (for instance, because their Intelligence is too low). Level adjustments for such templates only apply if the resulting templated monster can be a character. In cases when a template makes an otherwise unplayable creature into a viable character (such as the incarnate construct template), this book gives level adjustments for the templated version of the creature.

FERAL CREATURE

Feral creatures were once civilized but have now sunk into a primitive, barbarous state. Though they are generally found deep in the harsh wilderness, feral creatures occasionally wander into more civilized areas. Some eventually adapt, but most consider "civilization" too confining.

Feral creatures appear larger, tougher, and meaner than their more sophisticated cousins. Their feral nature tends to be obvious from their pronounced fangs and claws. They speak the same languages as the base creatures from which they were derived.

SAMPLE FERAL CREATURE

This example uses a minotaur as the base creature.

Feral Minotaur

Large Monstrous Humanoid

Hit Dice: 6d10+18 (51 hp)

Initiative: +1

Speed: 40 ft.

AC: 14 (1 size, 1 Dex, +6 natural), touch 8, flat-footed 14

Attacks: 2 claws +11, or Huge greataxe +11/+6 and gore +6 melee

Damage: 2 claws 2d6+6, Huge greataxe 2d8+9/×3, gore 1d8+3

Face/Reach: 10 ft./10 ft.

Special Attacks: Charge 4d6+9, improved grab, pounce

Special Qualities: Darkvision 60 ft., fast healing 3, natural cunning, scent

Saves: Fort +7, Ref +4, Will +6

Abilities: Str 23, Dex 8, Con 17, Int 3, Wis 12, Cha 8

Skills: Intimidate +2, Listen +11, Search +6, Spot +11

Feats: Great Fortitude, Power Attack, Track

Climate/Terrain: Any underground

Organization: Solitary, pair, or gang (3–4)

Challenge Rating: 6

Treasure: 50% coins, standard goods and items, no scrolls

Alignment: Usually chaotic evil

Advancement: By character class

Feral minotaurs exist in the deepest, most forbidding underground realms. Those few who locate other minotaurs often dominate them and become leaders. Feral minotaurs prize weapons and armor suited for their size, and possession of such signifies the leader of any particular group.

Combat

Feral minotaurs prefer melee combat, where their great Strength serves them well. In particular they enjoy pouncing on adventurers foolish enough to enter their domains, in the hope of gaining the adventurers' weapons.

Charge (Ex): A feral minotaur typically begins a battle by charging at an opponent, lowering its head to bring its mighty horns into play. In addition to the normal benefits and hazards of a charge, this allows the creature to make a single gore attack that deals 4d6+9 points of damage.

Improved Grab (Ex): If a feral minotaur hits a Medium-size or smaller opponent with a claw attack, it deals normal damage and attempts to start a grapple as a free action without provoking an attack of opportunity (grapple bonus +16). If it gets a hold, it has the option to conduct the grapple normally, or simply use its claw to hold the opponent (20 penalty on grapple check, but the feral

minotaur is not considered grappled). In either case, each successful grapple check it makes during successive rounds automatically deals claw damage.

Pounce (Ex): If a feral minotaur leaps upon a foe during the first round of combat, it can make a full attack even though it has moved.

Fast Healing (Ex): A feral minotaur regains lost hit points at the rate of 3 per round. Fast healing does not restore hit points lost from starvation, thirst, or suffocation, and it does not allow the feral minotaur to regrow or reattach lost body parts.

Natural Cunning (Ex): Although feral minotaurs are not especially intelligent, they possess innate cunning



and logical ability. This makes them immune to *maze* spells, prevents them from ever becoming lost, and enables them to track enemies. Further, they are never caught flat-footed.

Scent (Ex): A feral minotaur can detect approaching enemies, sniff out hidden foes, and track by sense of smell.

Skills: A feral minotaur receives a +4 racial bonus on Search, Spot, and Listen checks.

CREATING A FERAL CREATURE

"Feral creature" is an inherited template that can be added to any corporeal humanoid or monstrous humanoid (referred to hereafter as the base creature). A feral creature has all the base creature's characteristics except as noted here.

Size and Type: Creatures with this template become monstrous humanoids if they are not already.

Hit Dice: Change to d10.

Speed: Land speed +10 ft., other movement modes unchanged.

AC: +6 natural armor bonus or the base creature's natural armor bonus, whichever is better.

Attacks: A feral creature gains two claw attacks if it did not already have them.

Damage: The base damage for a feral creature's claw attack varies with its size as follows: Fine 1d2, Diminutive 1d3, Tiny 1d4, Small 1d6, Medium-size 1d8, Large 2d6, Huge 2d8, Gargantuan 4d6, Colossal 4d8. If the base creature already has a claw attack, the feral creature uses the better base damage.

Special Attacks: A feral creature gains additional special attacks depending on its Hit Dice, as shown on the table below. It gains the special attacks indicated in the row corresponding to its monster Hit Dice, plus all those in previous rows. If the base creature possesses a duplicate ability, the feral creature uses whichever version of the ability is better.

Hit Dice	Special Attack
1 3	Improved grab
4 7	Pounce
8 11	Rake
12+	Rend

Improved Grab (Ex): If a feral creature hits an opponent that is at least one size category smaller than itself with a claw attack, it deals normal damage and attempts to start a grapple as a free action without provoking an attack of opportunity. If it gets a hold, it can rake if it has that ability (see below). Alternatively, it has the option to conduct the grapple normally, or simply use its claw to hold the opponent (–20 penalty on grapple check, but the feral creature is not considered grappled). In either case, each successful grapple check it makes during successive rounds automatically deals claw damage. See the *Monster Manual* for additional rules.

Pounce (Ex): If a feral creature leaps upon a foe during the first round of combat, it can make a full attack even though it has already moved.

Rake (Ex): A feral creature that gets a hold can make two rake attacks at its full melee attack bonus with its hind legs.

Each successful attack does normal claw damage for that size of feral creature, plus 1/2 its Strength bonus (rounded down). If the feral creature pounces on an opponent, it can also rake.

Rend (Ex): A feral creature that hits with both claw attacks latches onto the opponent's body and tears the flesh. This automatically deals double the appropriate claw damage for that size feral creature, plus double the Strength modifier.

Special Qualities: A feral creature gains additional special qualities depending on its Hit Dice, as shown on the table below. If the base creature possesses a duplicate ability, the feral creature has whichever ability is better.

Hit Dice	Darkvision	Fast Healing
1 3	60 ft.	2
4 7	60 ft.	3
8 11	90 ft.	4
12+	120 ft.	5

Abilities: +4 Str, 2 Dex, +2 Con, 4 Int (minimum 2), +2 Wis.

Climate/Terrain: Any land and underground.

Organization: Solitary, pair, gang (3–5), or tribe (61+).

Challenge Rating: Up to 3 HD, base creature's CR +1; 4 HD to 7 HD, base creature's CR +2; 8–11 HD, base creature's CR +3; 12+ HD, base creature's CR +4.

Treasure: 50% coins, standard goods and items, no scrolls.

Level Adjustment: +1.

FERAL CHARACTERS

Feral characters with class levels usually have levels of barbarian, and barbarian is their preferred class. Some multi-class to cleric, druid, or ranger. Few ever become bards, paladins, wizards, or sorcerers.

GELATINOUS CREATURE

Perverted magic is the only explanation for these bizarre blends with the characteristics of oozes. Translucent and unstable in form, gelatinous creatures benefit from oozes' distinct strengths but also some of their drawbacks.

SAMPLE GELATINOUS CREATURE

This example uses a brown bear as the base creature.

Gelatinous Grizzly Bear

Large Aberration

Hit Dice: 6d10+42 (75 hp)

Initiative: 1

Speed: 20 ft.

AC: 11 (–1 size, 1 Dex, +3 natural), touch 8, flat-footed 11

Attacks: 2 claws +11 melee and bite +6 melee and slam +6 melee

Damage: Claw 1d8+8 plus 1d6 acid, bite 2d8+4 plus 1d6 acid, slam 2d4+4 plus 1d6 acid

Face/Reach: 10 ft./5 ft.

Special Attacks: Acid, improved grab

Special Qualities: Blindsight 60 ft., immunities, low-light vision, resilient, saving throw bonuses, scent

Saves: Fort +9, Ref +1, Will +1
Abilities: Str 27, Dex 9, Con 25, Int 1, Wis 8, Cha 2
Skills: Hide +4, Listen +4, Spot +7, Swim +12
Feats: Endurance, Run, Track
Climate/Terrain: Any land and underground
Organization: Solitary
Challenge Rating: 6
Treasure: None
Alignment: Always neutral
Advancement: 7 10
 HD (Large)

Combat

Improved Grab (Ex): If a gelatinous grizzly bear hits a Medium-size or smaller opponent with a claw attack, it deals normal damage and attempts to start a grapple as a free action without provoking an attack of opportunity (grapple bonus +16). If it gets a hold, it has the option to conduct the grapple normally, or simply use its claw to hold the opponent (–20 penalty on grapple check, but the gelatinous grizzly bear is not considered grappled). In either case, each successful grapple check it makes during successive rounds automatically deals claw damage.

Blind sight (Ex): The oozy substance of the gelatinous grizzly bear's body acts as a primitive sensory organ that can ascertain prey within 60 feet.

Resilient (Ex): A gelatinous grizzly bear has a less defined shape than a normal grizzly bear. As a result, it is more difficult to score crippling or killing blows against it. A gelatinous grizzly bear.

- Cannot be flanked;
- Takes 1d6 less damage from a successful sneak attack;
- Takes one-half the additional damage dealt by a critical hit.

Immunities (Ex): A gelatinous grizzly bear is immune to polymorphing and stunning.

Saving Throw Bonuses (Ex): A gelatinous grizzly bear gains a +4 racial bonus on saves against mind-affecting effects, poison, sleep, and paralysis.

Scent (Ex): A gelatinous grizzly bear can detect approaching enemies, sniff out hidden foes, and track by sense of smell.

Skills: A gelatinous grizzly bear has a +4 racial bonus on Hide checks due to its translucent form.

CREATING A GELATINOUS CREATURE

"Gelatinous creature" is an inherited template that can be added to any living creature except an ooze (hereafter referred to as the base creature). A gelatinous creature has all the base creature's characteristics except as noted here.

Size and Type: The creature's type changes to aberration.

Hit Dice: Increase to d10.

Speed: Due to its somewhat amorphous nature, the gelatinous creature moves at half the base creature's speed or 20 feet, whichever is lower. If the base creature can fly, the gelatinous creature loses the ability to do so. If the base creature can swim or climb, the gelatinous creature retains the ability to do so, but at half the previous speed.

AC: Natural armor bonus 2.

Attacks: The gelatinous creature gains a slam attack if it did not already have one. This slam is a secondary attack.

Damage: Gelatinous creatures have slam attacks. If the base creature did not have this attack form, use the damage values in the table below. If it has a natural slam attack, use its old damage rating or the one given below, whichever is better. Since the slam is a secondary attack, the damage bonus is 1/2 the gelatinous creature's Strength bonus.

Size	Damage	Size	Damage
Fine	1	Large	2d4
Diminutive	1d2	Huge	2d6
Tiny	1d3	Gargantuan	2d8
Small	1d4	Colossal	4d6
Medium size	1d6		

Special Attacks: A gelatinous creature gains an acid attack. If the gelatinous creature hits with any of its natural attacks, it deals an additional amount of acid damage as Set out in the table below.

Size	Damage	Size	Damage
Fine		Large	1d6
Diminutive	1	Huge	1d8
Tin/	1d2	Gargantuan	2d4
Small	1d3	Colossal	2d6
Medium size	1d4		

Special Qualities: Gelatinous creatures gain the following special qualities.

Blindsight (Ex): The oozy substance of the creature's body acts as a primitive sensory organ that can ascertain prey within 60 feet.

Resilient (Ex): Gelatinous creatures have less defined shapes than the normal creatures they resemble. As a result, it is more difficult to score crippling or killing blows against them. A gelatinous creature:

- Cannot be flanked;
- Takes 1d6 less damage from a successful sneak attack;
- Takes one-half the additional damage dealt by a critical hit.

Immunities (Ex): A gelatinous creature is immune to polymorphing and stunning.

Saving Throw Bonuses (Ex): A gelatinous creature gains a +4 racial bonus on saves against mind-affecting effects, poison, sleep, and paralysis.

Base Saves: A gelatinous creature has no good base saves.

Abilities: Con +6, Dex 4, Int drops to 1, Wis 4, Cha 4.

Skills: A gelatinous creature receives a +4 racial bonus on Hide checks due to its translucent form.

Climate/Terrain: Any land and underground.

Organization: Solitary.

Challenge Rating: Base creature's CR +2.

Alignment: Always neutral.

Level Adjustment: Gelatinous creatures lack the Intelligence to be playable characters, so they have no level adjustment.

GHOST BRUTE

Ghost brutes are the spectral remnants of animals, magical beasts, and sentient plants—creatures without the minimum Charisma needed to become normal ghosts. They drift aimlessly, haunting the places where they died and moaning in endless misery.

A ghost brute most often results from the circumstances that caused its earthly companion or master to remain after death. It might be the mount of a betrayed paladin, the beloved pet of a child tragically killed, the scorched oak of a ghostly dryad, or a murdered druid's animal companion. Generally, laying the associated being to rest also puts an end to the ghost brute.

Sometimes, though, a bizarre circumstance might produce a ghost brute without an intelligent companion. For example, a forest suddenly obliterated by a fell magical attack might remain as a ghostly grove populated by lingering spirits not even completely aware of their own destruction.

SAMPLE GHOST BRUTE

This example uses a large (riding) dog as the base creature.

Ghost Hound (Against Material Plane Opponents)

Medium-Size Undead (Incorporeal)

Hit Dice: 2d12 (13 hp)

Initiative: +2

Speed: Fly 30 ft. (perfect)

AC: 14 (+2 Dex, +2 deflection), touch 14, flat-footed 12

Attacks: None

Damage: None

Face/Reach: 5 ft./5 ft.

Special Attacks: Slaving doom

Special Qualities: Incorporeal subtype, low-light vision, manifestation, rejuvenation, scent, turn resistance +2, undead traits

Saves: Fort +3, Ref +5, Will +1

Abilities: Str , Dex 15, Con , Int 2, Wis 12, Cha 15

Skills: Hide +8, Jump +4, Listen +13, Search +8, Spot +13, Swim +3, Survival +1*

Feats: Alertness, Track (B)

Climate/Terrain: Any land

Organization: Solitary

Challenge Rating: 3

Treasure: None

Alignment: Usually neutral

Advancement:

Ghost Hound (Against Ethereal Opponents)

Medium-Size Undead (Incorporeal)

Hit Dice: 2d12 (13 hp)

Initiative: +2

Speed: Fly 30 ft. (perfect)

AC: 16 (+2 Dex, +4 natural), touch 12, flat-footed 14

Attacks: Bite +3 melee

Damage: Bite 1d6+3 plus 1d6 negative energy

Face/Reach: 5 ft./5 ft.

Special Attacks: Slaving doom

Special Qualities: Low-light vision, manifestation, rejuvenation, scent, turn resistance +2, undead traits

Saves: Fort +3, Ref +5, Will +1

Abilities: Str 15, Dex 15, Con , Int 2, Wis 12, Cha 15

Skills: Hide +8, Jump +4, Listen +13, Search +8, Spot +13, Swim +3, Survival +1*

Feats: Alertness, Track (B)

Climate/Terrain: Any land

Organization: Solitary

Challenge Rating: 3

Treasure: None

Alignment: Usually neutral

Advancement:

Combat

Against ethereal opponents, a ghost hound can bring to bear its vicious bite, which also deals negative energy damage.

Slaving Doom (Su): A ghost hound's jaws drip with glowing ectoplasmic drool. The ectoplasm dissipates on contact with nonliving material, but if it touches a living being, that opponent must make a successful Fortitude save or take 1d6 points of negative energy damage. The drool might be delivered through a bite attack or simply sprayed onto a nearby creature.

Incorporeal: A ghost hound can be harmed only by other incorporeal creatures, +1 or better magic weapons, spells, and spell-like abilities, and supernatural abilities. The creature has a 50% chance to ignore any damage from a corporeal source, except for force effects or attacks made with ghost touch weapons. A ghost hound can pass through solid objects, but not force effects, at will. Its attacks ignore natural armor, armor, and shields, but deflection bonuses and force effects work normally against them. A ghost

hound always moves silently and cannot be heard with Listen checks if it doesn't wish to be.

Manifestation (Su): As an ethereal creature, a ghost hound cannot affect or be affected by anything in the material world. When it manifests, the ghost hound becomes visible but remains incorporeal. A manifested ghost hound remains on the Ethereal Plane but can be attacked by opponents on both the Material and Ethereal planes.

Rejuvenation (Su): A ghost hound that would otherwise be destroyed returns to its old haunts in 2d4 days with a successful level check (1d20 + 2) against DC 16.

A ghost hound is tied more closely to other beings than more intelligent spirits. Often it is the companion of a ghostly being, but it may also become fascinated with or enraged by a living creature that intrudes on its domain. It always returns to the object of its attachment rather than to a set location.

Scent (Ex): A ghost hound can detect approaching enemies, sniff out hidden foes, and track by sense of smell.

Turn Resistance (Ex): A ghost hound is treated as an undead with 4 Hit Dice for the purpose of turn, rebuke, command, and bolster attempts.

Undead: A ghost hound is immune to mind-affecting effects, poison, sleep, paralysis, stunning, disease, death effects, necromantic effects, and any effect that requires a Fortitude save unless it also works on objects. It is not subject to critical hits, subdual damage, ability damage, ability drain, energy drain, or death from massive damage. A ghost hound cannot be raised, and resurrection works only if it is willing. The creature has darkvision (60-foot range).

Skills: A ghost hound gains a +8 racial bonus on Hide, Listen, Search, and Spot checks. *It also has a +8 racial bonus on Survival checks when tracking by scent.

CREATING A GHOST BRUTE

"Ghost brute" is an acquired template that can be added to any animal, magical beast, or plant with a Charisma score below 8 (hereafter referred to as the base creature). The creature follows the rules for ghosts (see the *Monster Manual*) except as noted here.

Size and Type: The creature's type changes to undead, and it takes the incorporeal subtype.

Hit Dice: Increase to d12.

Speed: A ghost brute has a fly speed of 30 feet, unless the base creature has a higher fly speed, with perfect maneuverability.

AC: Natural armor bonus is the same as the base creature's but applies only to ethereal encounters. When the

ghost brute manifests (see below), its natural armor bonus is +0, but it gains a deflection bonus equal to its Charisma modifier or +1, whichever is higher.

Attacks: A ghost brute retains all the attacks of the base creature, although those relying on physical contact do not affect nonethereal creatures.

Damage: Against ethereal creatures, a ghost brute uses the base creature's damage ratings. Against nonethereal creatures, a ghost brute usually cannot deal physical damage at all but can use its special attacks, if any, when it manifests (see below).

Special Attacks: A ghost brute retains all the special attacks of the base creature, although those relying on physical contact do not affect nonethereal creatures. The ghost brute also gains one special attack selected from the list below. Saves have a DC of 10 + 1/2 ghost brute's HD + ghost brute's Cha modifier unless noted otherwise.

Bloodcurdling Howl (Su): The mournful howling of a ghost brute chills the living to the core. The creature can howl as

a standard action. All living

creatures within a 30-

foot radius must

succeed on a

Will save or

become

frightened

for 2d4 rounds;

those more

than 30 feet

away but

within

300 feet must

succeed on a

Will save or

become shaken

for 2d4 rounds. This

is a sonic, necro-

mantic, mind-affect-

ing fear effect. A creature that successfully saves against the bloodcurdling howl cannot be affected by the same ghost brute's howl for one day.

Corrupting Touch (Su): A ghost brute that hits a living target with its corrupting touch attack deals 1d4 points of damage. Against ethereal opponents, it adds its Strength modifier to attack and damage rolls. Against material opponents, it adds its Dexterity modifier to attack rolls only.

Loom (Su): A ghost brute can make itself more intimidating by exaggerating its natural size. It can appear up to two sizes larger than normal for 10 minutes each day, which need not be continuous. This enlargement is illusory; the creature's attack bonus and Armor Class remain unchanged. However, the ghost brute gains a +4 circumstance bonus on Bluff and Intimidate checks while enlarged.

Slaving Doom (Su): A ghost brute's jaws drip with a glowing ectoplasmic drool that exists in both ethereal and corporeal form. The ectoplasm dissipates on contact with non-living material, but if it touches a living being, that opponent must make a successful Fortitude save or take



1d6 points of negative energy damage. The drool can be delivered through a bite attack against an ethereal opponent, or a melee touch attack against an opponent on the Material Plane. Alternatively, the drool can simply be sprayed onto a nearby creature as a ranged touch attack.

Special Qualities: A ghost brute gains the three special qualities described below.

Manifestation (Su): As ethereal creatures, ghost brutes cannot affect or be affected by anything in the material world. When they manifest, ghost brutes become visible but remain incorporeal. However, a manifested ghost brute can strike with a touch attack, if it has one, or a ghost touch weapon (if it can wield a weapon). A manifested ghost brute remains on the Ethereal Plane but can be attacked by opponents on both the Material and Ethereal planes.

Rejuvenation (Su): In most cases, it is difficult to destroy a ghost brute through simple combat. The "destroyed" spirit often restores itself in 2d4 days. A ghost brute that would otherwise be destroyed returns to its old haunts with a successful level check (1d20 + ghost brute's HD) against DC 16. As a rule, the only way to get rid of a ghost brute for sure is to determine the reason for its existence and set right whatever prevents it from resting in peace. The exact means varies with each spirit and may require a good deal of research.

A ghost brute is tied more closely to other beings than more intelligent spirits. Often it is the companion of a ghostly being, but it may also become fascinated with or enraged by a living creature that intrudes on its domain. It always returns to the object of its attachment rather than to a set location.

Turn Resistance (Ex): A ghost brute has +2 turn resistance.

Abilities: Same as the base creature's, except that the ghost brute has no Constitution score, and its Charisma score increases by +8. It has no Strength score for the purpose of fighting creatures on the Material Plane, but its Strength score is the same as the base creature's against ethereal opponents.

Skills: A ghost brute receives a +8 racial bonus on Hide, Listen, Search, and Spot checks.

Organization: Solitary or with associated ghost, or same as the base creature.

Challenge Rating: Base creature's CR + 2.

Treasure: None.

Alignment: Usually neutral.

Level Adjustment: +5.

INCARNATE CONSTRUCT

An incarnate construct is a construct creature that has been given actual life and a living body by the *incarnate construct* spell.

Made of flesh and bone, it has a mind and feelings like any true creature; it is no longer the automaton it was created to be. An incarnate construct looks like a living version of its former self, having normal flesh instead of inanimate material and showing emotion instead of coldly programmed servitude. Any unusual limbs it had as a construct (such as arms that end in mallets instead of hands, but not wings or a tail) become normal humanlike limbs proportional to its size.

An incarnate construct normally lives in service to the spellcaster that gave it true life. A few, however, wander the land trying to find their places in the world now that they can interact with normal people. Still others are orphans, hunting those that slew the person who gave them life.

An incarnate construct speaks one language, usually the primary language of the being that crafted it. Occasionally, however, one awakens from its unliving state with knowledge of its liberator's language.

SAMPLE INCARNATE CONSTRUCT

This example uses a stone golem as the base creature.

Incarnate Construct Stone Golem

Large Giant

Hit Dice: 14d8+28 (90 hp)

Initiative: 1

Speed: 40 ft.

AC: 17 (1 size, 1 Dex, +9 natural), touch 8, flat-footed 17

Attacks: 2 unarmed strikes +23 melee



Damage: 2 unarmed strikes 1d4+9
Face/Reach: 10 ft./10 ft.
Saves: Fort +11, Ref +3, Will +4
Abilities: Str 29, Dex 9, Con 14, Int 11, Wis 11, Cha 3
Climate/Terrain: Any land and underground
Organization: Solitary (alone or with its spellcaster liberator)
Challenge Rating: 5
Alignment: Neutral
Advancement: By character class

CREATING AN INCARNATE CONSTRUCT

"Incarnate construct" is an acquired template that can be applied to any construct creature with a generally humanoid form—two arms, two legs, one head (hereafter referred to as the base creature). An incarnate construct has all the base creature's characteristics except as noted here.

Size and Type: The creature's type changes to humanoid if it is Medium-size or smaller, or giant if it is Large or larger.

Hit Dice: The creature's Hit Die type changes to d8.

Speed: If Small or smaller, land speed is 20 feet. If Medium-size, land speed is 30 feet. If large or larger, land speed is 40 feet. If the base creature had wings and could fly, use the base creature's fly speed and maneuverability.

AC: The base creature's natural armor bonus is reduced to a maximum of +3 if Medium-size or smaller, otherwise reduced to a maximum of +9.

Attacks: An incarnate construct's base attack bonus is normal for a construct of its Hit Dice. An incarnate construct loses all its original attacks. It may attack with unarmed strikes in the manner of a creature similar to its size and shape.

Damage: The damage from its unarmed strike is standard for its size. For example, a Medium-size incarnate construct can deal 1d3 points of subdual damage with an unarmed strike; a Large incarnate construct can deal 1d4 points.

Special Attacks: The base creature loses all its special attacks.

Special Qualities: The base creature loses all its special qualities.

Base Saves: An incarnate construct's good saving throw is Fortitude. Its poor saving throws are Reflex and Will.

Abilities: Any ability score lower than 3 is increased to 3, and nonabilities such as Constitution and Intelligence are rolled (4d6, drop lowest result).

Skills: An incarnate construct gains no skill points for becoming a living creature, but if it gains levels, it acquires skill points normally.

Feats: An incarnate construct has no feats when it becomes a living creature, but if it gains levels, it acquires feats normally.

Climate/Terrain: Any land and underground.

Organization: Solitary (alone or with its spellcaster liberator).

Challenge Rating: Base creature's CR divided by 2.

Treasure: Standard (initially none).

Alignment: Usually neutral.

Advancement: By character class.

Level Adjustment: 2 (minimum 0).

INCARNATE CONSTRUCT CHARACTERS

Because they usually possess excellent physical ability scores, incarnate constructs usually become fighters or rangers. Their preferred class is fighter.

INSECTILE CREATURE

Insectile creatures possess the multiple limbs and eyes of vermin, as well as the hard, chitinous shells shared by many vermin. Despite their alien appearance, insectile creatures are often welcome among other races because of their industrious nature. Insectile creatures often worship Lolth, the most insectlike of the deities, but they also worship the gods of the humans.

An insectile creature is of average height and weight for the base creature from which it is derived. Its chitin may be of any color, but the most common shades are black, green, tan, or yellow. Ridges, bumps, spots, and stripes all serve to differentiate insectile nations from each other.

An insectile creature speaks the same languages as the base creature, and a large number of them speak Terran or Undercommon in addition.

SAMPLE INSECTILE CREATURE

This example uses an ogre as the base creature.

Insectile Ogre

Large Aberration

Hit Dice: 4d8+8 (26 hp)

Initiative: +1

Speed: 30 ft., climb 30 ft.

AC: 20 (1 size, +1 Dex, +7 natural, +3 hide armor), touch 10, flat-footed 19

Attacks: Huge greatclub +8 melee, or Huge longspear +7 melee, or Huge longspear +3 ranged

Damage: Huge greatclub 2d6+7, Huge longspear 2d6+7/×3 (melee), Huge longspear 2d6+5/×3 (ranged)

Face/Reach: 10 ft./10 ft. (20 ft. with longspear)

Special Attacks: None

Special Qualities: Darkvision 60 ft., tremorsense, wide vision

Saves: Fort +6, Ref +2, Will +2

Abilities: Str 21, Dex 12, Con 15, Int 6, Wis 12, Cha 7

Skills: Climb +5, Listen +2, Spot +2

Feats: Toughness, Weapon Focus (greatclub)

Climate/Terrain: Any land and underground

Organization: Solitary, pair, gang (3–4), or band (5–8)

Challenge Rating: 3

Treasure: Standard

Alignment: Usually chaotic evil

Advancement: By character class

Insectile ogres are big, ugly, greedy creatures that live by raiding and scavenging. They join other monsters to prey on the weak and associate freely with ogres, ogre mages, giants, and trolls.

Most communities fear insectile ogres far more than ogres because they are so much more industrious. They

solve problems by smashing them; what they cannot smash, they either ignore or flee. Dwelling in small groups, insectile ogres occupy any convenient location and quickly eat nearly anything they can catch, steal, or slay. Insectile ogres sometimes accept mercenary service with other evil humanoids (including humans).

Adult insectile ogres stand 9 to 10 feet tall and weigh 300 to 350 pounds. Their chitin color ranges from dull yellow to dull brown. Their natural armor is usually covered in dark, warty bumps. Their clothing consists of poorly cured furs and hides, which add to their naturally repellent odor.

Insectile ogres speak Giant, and those specimens that boast a Intelligence score of at least 10 also speak Common.

Combat

Insectile ogres favor overwhelming odds, sneak attacks, and ambushes over a fair fight. They are intelligent enough to fire ranged weapons first to soften up their foes before closing, but ogre gangs and bands fight as unorganized groups.

Tremorsense (Ex): Insectile ogres can automatically sense the location of anything within 60 feet that is in contact with the same surface they are.

Wide Vision (Ex): Because of their multiple eyes and wide angle of vision, insectile ogres have a +4 racial bonus on Spot checks and cannot be flanked.

CREATING AN INSECTILE CREATURE

"Insectile" is an inherited template that can be added to any giant, humanoid, or monstrous humanoid (hereafter referred to as the base creature). An insectile creature is a biped, and it gains four more arms. It has all the base creature's characteristics except as noted here.

Size and Type: The creature's type changes to aberration.

Speed: An insectile creature gains a climb speed equal to its land speed.

AC: Because of the insectile creature's chitinous shell, the base creature's natural armor bonus increases by +2.

Attacks: Despite having six arms, insectile creatures gain no additional attacks.

Special Qualities: An insectile creature gains darkvision (60-foot range) if it did not already have it, as well as tremorsense and wide vision.

Tremorsense (Ex): An insectile creature can automatically sense the location of anything within 60 feet that is in contact with the ground.

Wide Vision (Ex): Because of its multiple eyes and wide angle of vision, an insectile creature has a +4 racial bonus on Spot checks and cannot be flanked.

Abilities: +4 Dex, +2 Wis.

Climate/Terrain: Same as the base creature, but never aquatic.

Challenge Rating: Base creature's CR +1.

Level Adjustment: +2.

INSECTILE CHARACTERS

Insectile characters' preferred class is rogue. Some become druids or clerics, but most take advantage of their high Dexterity scores and their climbing abilities by advancing as rogues.

MONSTROUS BEAST

Strange creatures wander the world, the byproducts of weird experimentation, natural calamity, or twisted couplings. A monstrous beast is an otherwise normal creature that has gained a monstrous ability.

SAMPLE MONSTROUS BEAST

This example uses a giant stag beetle as the base creature.

Monstrous Stag Beetle

Large Magical Beast (Fire)

Hit Dice: 7d8+21 (52 hp)

Initiative: +0

Speed: 20 ft.

AC: 19 (1 size, +10 natural), touch 9, flat-footed 19

Attacks: Bite +10 melee

Damage: Bite 4d6+9

Face/Reach: 10 ft./5 ft.

Special Attacks: Breath weapon, trample 2d8+9

Special Qualities: Fire subtype, vermin traits, DR 10/+1

Saves: Fort +8, Ref +2, Will +2

Abilities: Str 23, Dex 10, Con 17, Int , Wis 10, Cha 9

Climate/Terrain: Temperate and warm forest and underground

Organization: Solitary

Challenge Rating: 5

Treasure: None

Alignment: Always neutral

Advancement: 8 10 HD (Large); 11 21 HD (Huge)

Combat

Trample (Ex): As a standard action during its turn each round, a monstrous stag beetle can trample opponents at least one size category smaller than itself. This attack deals



2d8+9 points of bludgeoning damage. A trampled opponent can attempt either an attack of opportunity at a 4 penalty or a Reflex save (DC 19) for half damage.

Breath Weapon (Su): A monstrous stag beetle can breathe a 30-foot cone of fire for 2d8 points of fire damage (Reflex half DC 16). Once it has used its breath weapon, it must wait 2d4 rounds before it can do so again.

Vermin Traits: A monstrous stag beetle is immune to all mind-affecting effects (charms, compulsions, phantasms, patterns, and morale effects). It also has darkvision (60-foot range).

Fire Subtype (Ex): A monstrous stag beetle is immune to fire damage and takes a 10 penalty on saves against cold attacks. If a cold attack does not allow a saving throw, the creature takes double damage instead.

CREATING A MONSTROUS BEAST

"Monstrous" is an inherited template that can be added to any animal or vermin (hereafter referred to as the base creature). A monstrous beast has all the base creature's characteristics except as noted here.

Size and Type: The creature's type changes to magical beast.

Special Attacks: A monstrous beast gains one special attack chosen from those given below. Each ability specifies a key ability score modifier used to determine the DC of saving throws, the type of saving throw, and a minimum Challenge Rating. The base creature's CR must be at least this high for the monstrous beast to take the associated special attack.

Saving throws against the attack have a DC of $10 + \frac{1}{2}$ monstrous beast's HD + key ability score modifier.

Breach Weapon (Su): The key ability score for a breath weapon is Constitution, a successful Reflex save halves the damage, and the minimum CR to qualify for the ability depends on the base creature's size, according to the table below. Once every 2d4 rounds, a monstrous beast can breathe a 30-foot cone of energy (choose from cold, fire, or sonic). If you choose cold or fire, the creature also gains the corresponding subtype as a special quality (see below). If you choose sonic, the creature is blind but gains the blindsight special quality (see below). Any creature hit by the breath weapon is allowed a Reflex save for half damage.

Size	Damage	Minimum CR
Fine	1d4	Any
Diminutive	1d6	Any
Tiny	1d6	Any
Small	1d8	1
Medium size	2d6	2
Large	2d8	4
Huge	3d6	6
Gargantuan	6d6	8
Colossal	10d6	10

Charm (Sp): The key ability score for *charm* is Charisma, a successful Will save negates the effect, and the minimum Challenge Rating to qualify for the ability is 1. This ability functions like a *charm monster* spell (caster level equal to Hit Dice; range 30 feet).

Petrifying Gaze (Su): The key ability score for petrifying gaze is Wisdom, a successful Fortitude save negates the effect, and the minimum Challenge Rating to qualify for the ability is 5. Any creature within 30 feet that meets the monstrous beast's gaze turns to stone.

Poison (Ex): The key ability score for poison is Constitution, a successful Fortitude save negates the effect, and the minimum Challenge Rating to qualify for the ability is 3. Select one of the monstrous beast's natural attacks to deliver an injury poison. The primary and secondary damage is the same (1d6 Str, Dex, or Wis, or 1d4 Con).


Special Qualities:

A monstrous beast gains one special quality chosen from those given below. If the

creature has already selected a special attack that provides a specific special quality, it gains no additional ones.

Blindsight (Ex): A monstrous beast can ascertain its surroundings by nonvisual means (mostly hearing and scent, but also by noticing vibrations and other environmental clues). This ability enables it to discern objects and creatures within 100 feet. A sonic breath weapon provides this special quality.

Damage Reduction (Ex): A Small or smaller monstrous beast gains damage reduction 5/+1. A Medium-size to Huge creature gains damage reduction 10/+1. A Huge or larger creature gains damage reduction 15/+1.



Telepathy (Su): A monstrous beast can communicate telepathically with all creatures within 100 feet that have a language, and with all associated creatures. (For example, a monstrous cat can communicate with other felines.)

Circle of Protection (Sp): The creature is continuously affected by a circle of protection effect against chaos, evil, good, or law (choose one).

Elemental Subtype (Ex): A monstrous beast gains the cold or fire subtype. A cold or fire breath weapon provides this special quality.

Challenge Rating: Base creature's CR +1.

Treasure: None.

Alignment: Always neutral.

Level Adjustment: +2.

MULTIHEADED CREATURE

Be they freaks of nature, the results of arcane experimentation, or simply new races, some creatures have more heads than common examples of their kind. Many multi-headed creatures are actually crossbreeds with some level of hydra blood magically infused into them. All multi-headed creatures are more powerful and dangerous than similar creatures with fewer heads, and many become local legends.

It is not unusual for multi-headed creatures to be trained as guards and sentries, since their increased number of eyes and noses makes them well equipped for such tasks. However, a creature's heads do not always get along, and this can make such monsters extremely unpredictable. In many cases, a multi-headed creature is simply forced into a lair close to some stronghold, perhaps covering one of its secret entrances, to serve as a guard.

SAMPLE MULTIHEADED CREATURE

This sample uses an 8 HD advanced hell hound as the base creature.

Two-Headed Hellish Guardian Hound

Large Outsider (Chaotic, Evil, Fire)

Hit Dice: 10d8+50 (95 hp)

Initiative: +4

Speed: 40 ft.

AC: 19 (1 size, +10 natural), touch 9, flat-footed 19

Attacks: 2 bites +15 melee

Damage: Bite 2d6+5/19 20

Face/Reach: 10 ft./5 ft.

Special Attacks: Breath weapon

Special Qualities: Darkvision 90 ft., fire subtype, outsider traits, scent

Saves: Fort +12, Ref +7, Will +7

Abilities: Str 21, Dex 11, Con 20, Int 6, Wis 10, Cha 6

Skills: Hide +22, Jump +17, Listen +20, Move Silently +22, Search +3, Spot +20*, Survival +12*

Feats: Blind-Fight, Combat Reflexes (B), Improved Critical (bite), Improved Initiative (B), Run, Track (B), Weapon Focus (bite)

Climate/Terrain: Any land or underground

Organization: Solitary

Challenge Rating: 8

Treasure: None

Alignment: Always lawful evil

Combat

A hellish guardian hound prefers to use its breath weapon to soften up foes, then enter melee combat with its bite attacks.

Breath Weapon (Su): Each of the creature's two heads may breathe a 30-foot cone of fire every 2d4 rounds. This attack deals 1d4+1 points of fire damage (Reflex DC 20 half). The fiery breath also ignites any flammable materials within the cone. Both heads may breathe at once, and the creature can use its breath weapon while biting.

Fire Subtype (Ex): A hellish guardian hound is immune to fire damage and takes a 10 penalty on saves against cold attacks. If a cold attack does not allow a saving throw, the creature takes double damage instead.

the creature takes double damage instead.

Outsider Traits: A hellish guardian hound cannot be raised or resurrected.

Scent (Ex): A hellish guardian hound can detect approaching enemies, sniff out hidden foes, and track by sense of smell.

Skills: A two-headed hellish guardian hound receives a +5 racial bonus on Hide and Move Silently checks. Because of its extra head, it also gains a +2 racial bonus on Listen, Search and Spot checks. *The creature gains a +8 racial bonus on Spot checks and Survival checks when tracking by scent, due to its keen sense of smell.



CREATING A MULTIHEADED CREATURE

"Multiheaded" is an inherited template that can be added to any corporeal creature that has a discernible head (hereafter referred to as the base creature). A multiheaded creature has all the base creature's characteristics except as noted here. A multiheaded creature speaks any languages the base creature does.

Size and Type: Animals that have this template become magical beasts, but otherwise type is unchanged. All additional heads are like that of the base creature.

Limit on Additional Heads: The number of heads possible for a multiheaded creature is based on the base creature's size.

Base Creature Size	Maximum Additional Heads
Up to Medium size	1
Large	3
Huge	11
Gargantuan	19
Colossal	29

Hit Dice: Each additional head adds 2 HD to the base creature's total.

Attacks: A base creature with a bite, gore, or tongue attack gains one additional such attack for each additional head. This additional attack has the same attack bonus as its counterpart in the base creature. The base attack bonus increases for additional Hit Dice as appropriate for the creature's type.

Damage: The damage bonus for an extra natural attack gained by the addition of a head is the Strength modifier for a primary attack, or 1/2 the Strength modifier for a secondary attack.

Special Attacks: If the base creature has a breath weapon, the extra heads also have breath weapons. All weapons activate on the same round but can aim in different directions. This rule also applies if the base creature has a spit, spray, ray, or cone attack, so long as that attack comes from the head. A multiheaded creature does not gain extra gaze attacks, fear auras, and the like for its additional heads.

A multiheaded creature that can use weapons gains the Superior Two-Weapon Fighting or Superior Multiweapon Fighting ability (see below), as applicable. A multiheaded creature that has only natural attacks instead gains the Improved Multiattack feat as a bonus feat if it has any secondary attacks available at all, even if it does not have three or more natural weapons.

Superior Two-Weapon Fighting or Superior Multiweapon Fighting (Ex): Because each head controls one arm (or analogous weapon-using limb), a multiheaded creature has no penalty on attack rolls for attacking with multiple weapons, and the number of attacks and the damage bonus for each weapon are calculated as though the weapon were held in a primary hand.

AC: Natural armor bonus increases by +1 per additional head.

Special Qualities: Multiheaded creatures have dark-vision to a range of 90 feet. Having a redundant head makes a creature more able to survive otherwise lethal attacks.

Thus, a *vorpul blade* would have to remove all heads to have its usual effect. Severing a head requires hitting the creature's neck (same AC as creature) with a slashing weapon and dealing damage equal to the multiheaded creature's original hit point total divided by the original number of heads. (The player must declare an attack against the neck just before making the attack roll.) The severed head dies, and a natural reflex seals the neck shut to prevent further blood loss. The creature can no longer attack with the severed head but takes no other penalties. A severed head cannot regrow naturally.

Abilities: Con +2 per additional head.

Skills: Each additional head a creature has gives it a cumulative +2 racial bonus on Listen, Search and Spot checks. The creature gains additional skill points for its extra Hit Dice as normal for its type.

Feats: A multiheaded creature gains Improved Initiative and Combat Reflexes as bonus feats, provided that it does not already have them. The creature also gains additional feats for its extra Hit Dice as appropriate for its type.

Organization: Solitary.

Challenge Rating: The multiheaded creature's Challenge Rating depends upon how many additional heads it has and on any head-based special attacks, as given on the table below.

Number of Additional Heads	CR Adjustment ¹
1	+2
2 4	+3
5 7	+4
8 10	+5
11 15	+6
16 20	+7
21 25	+8
26 29	+9

¹ Adjust the CR by an additional +1 for every head based special attack of the base creature, such as a breath weapon or a gaze attack.

Level Adjustment: A multiheaded creature's level adjustment depends on the number of heads it has, as given on the table below. These figures assume that the base creature has sufficient Intelligence to be a player character.

Number of Additional Heads	Level Adjustment ¹
1	+2
2 4	+3
5 7	+4
8 10	+5
11 15	+6
16 20	+7
21 25	+8
26 29	+9

¹ Adjust the level adjustment by an additional +1 for every head based special attack of the base creature, such as a breath weapon or a gaze attack.

Lernaean, Pyro, and Cryo Creatures

Some multiheaded creatures have abilities similar to the various forms of hydras. The three different types each have a special ability, as detailed below.

Lernaean Creatures

These multiheaded creatures have bodies that are immune to attack (but see below). The only way to slay a Lernaean creature is to sever all its heads. However, each time a head is severed, two new heads spring from the stump in 1d4 rounds. A Lernaean creature may never have more than twice its original number of heads; any heads it gains beyond that number wither and die within a day.

To prevent a severed head from growing back into two, at least 5 points of fire or acid damage must be dealt to the stump (AC 19) before the new heads appear.

Spells such as *disintegrate*, *finger of death*, and *slay living* kill a Lernaean creature if they succeed. If the spell deals damage on a successful save, that damage is directed against one of the creature's heads.

A Lernaean creature has an additional +2 level adjustment.

Pyro Creatures

These reddish creatures can breath jets of fire 10 feet high, 10 feet wide, and 20 feet long. All heads breathe once every 1d4 rounds, and each jet deals 3d6 points of fire damage per head. A successful Reflex save (DC 10 + 1/2 creature's number of heads + creature's Con modifier) halves the damage. The creature also gains the fire subtype.

Fire Subtype (Ex): A multiheaded pyro creature is immune to fire damage and takes a 10 penalty on saves against cold attacks, if a cold attack does not allow a saving throw, the creature takes double damage instead.

A pyro creature has an additional +1 level adjustment.

Cryo Creatures

These purplish creatures can breath jets of frost 10 feet high, 10 feet wide, and 20 feet long. All heads breathe once every 1d4 rounds, and each jet deals 3d6 points of cold damage per head. A successful Reflex save (DC 10 + 1/2 creature's number of heads + creature's Con modifier) halves the damage. The creature also gains the cold subtype.

Cold Subtype (Ex): A multiheaded cryo creature is immune to cold damage and takes a 10 penalty on saves against fire attacks. If a fire attack does not allow a saving throw, the creature takes double damage instead.

A cryo creature has an additional +1 level adjustment.

Multiheaded Characters

Multiheaded creatures that take class levels treat fighter as their preferred class. While some take levels of ranger or barbarian, their strengths lie in combat rather than in skill use.

MUMMIFIED CREATURE

Mummies are undead creatures, embalmed using ancient necromantic lore. Often set as guardians for sacred sites, mummies defend their charges until destroyed. Should a mummy be unable to defend its charge for any reason, it becomes an unreasoning spirit of vengeance, hunting those who desecrated the site its master set it to defend.

A mummy appears withered and desiccated, its features hidden beneath centuries-old funereal wrappings. It moves

with a slow, shambling gait and groans with the weight of the ages. Symbols of the deity it once served often mark one of these horrid creatures. While other undead stink of carrion, the herbs and powders used to create a mummy give off a sharp, pungent odor, like that of a spice cabinet.

Mummified creatures speak the languages they spoke in life.

SAMPLE MUMMIFIED CREATURE

This example uses an ogre as the base creature.

Mummified Ogre

Large Undead

Hit Dice: 4d12 (26 hp)

Initiative: 2

Speed: 20 ft.

AC: 15 (1 size, 2 Dex, +8 natural), touch 7, flat-footed 15

Attacks: Slam +9 melee, or Huge greatclub +10 melee, or Huge longspear +9 melee, or Huge longspear +0 ranged

Damage: Slam 2d6+10 plus disease, Huge greatclub 2d6+10, Huge longspear 2d6+10/×3 (melee), Huge longspear 2d6+7/×3 (ranged)

Face/Reach: 10 ft./10 ft. (20 ft. with longspear)

Special Attacks: Despair, disease

Special Qualities: DR 5/+1, fire vulnerability, resistant to blows, undead traits

Saves: Fort +4, Ref 1, Will +3

Abilities: Str 24, Dex 6, Con , Int 2, Wis 14, Cha 11

Skills: Climb +5, Listen +2, Spot +2

Feats: Toughness, Weapon Focus (greatclub)

Climate/Terrain: Any desert and underground

Organization: Solitary, pair, wardens (3-4), or guardians (6-10)

Challenge Rating: 5

Treasure: Standard

Alignment: Always lawful evil

Advancement: By character class

Combat

In melee combat, a mummified ogre delivers a powerful blow. Even if it had no other abilities, its great Strength and grim determination would make it a formidable opponent.

Despair (Su): At the mere sight of a mummified ogre, the viewer must succeed on a Will save (DC 12) or be paralyzed with fear for 1d4 rounds. Whether or not the save is successful, that creature cannot be affected again by that mummified ogre's despair ability for one day.

Mummy Rot (Su): Natural weapon, Fortitude save (DC 20), incubation period 1 day; damage 1d6 Constitution. Unlike normal diseases, mummy rot continues until the victim reaches Constitution 0 (and dies) or receives a *remove disease* spell or similar magic (see Disease in Chapter 3 of the DUNGEON MASTER'S Guide).

An afflicted creature that dies shrivels away into sand and dust that blow away into nothing at the first wind unless both *remove disease* and *raise dead* are cast on the remains within 6 rounds.

Undead Traits: Immune to mind-affecting effects, poison, *sleep*, paralysis, stunning, and disease. Not subject to

critical hits, subdual damage, ability damage, energy drain, or death from massive damage.

Resistant to Blows (Ex): Physical attacks deal only half damage to mummified ogres. Apply this effect before damage reduction.

Fire Vulnerability (Ex): A mummified ogre takes double damage from fire attacks unless a save is allowed for half damage. A successful save halves the damage, and a failure doubles it.

CREATING A MUMMIFIED CREATURE

"Mummified" is an acquired template that can be added to any corporeal animal, giant, or humanoid (referred to hereafter as the base creature). A mummified creature has all the base creature's characteristics except as noted here.

Size and Type: The creature's type changes to undead.

Hit Dice: All the creature's Hit Dice become d12s.

Speed: A mummified creature's land speed decreases by 10 feet (to a minimum of 10 feet). The speeds corresponding to any other movement modes are unchanged.



AC: +8 natural armor bonus or the base creature's natural armor bonus, whichever is higher.

Attacks: A mummified creature gains a slam attack if it did not already have one.

Damage: The base damage for a mummified creature's slam attack depends on its size, as given on the table below. Use this value or the base damage for the base creature's slam attack (if any), whichever is higher.

Size	Damage	Size	Damage
Fine	1d2	Large	2d6
Diminutive	1d3	Huge	2d8
Tiny	1d4	Gargantuan	2d10
Small	1d6	Colossal	4d8
Medium size	1d8		

A mummified creature can infect a foe with mummy rot (see below) with all of its natural weapons.

Special Attacks: A mummified creature gains the two special attacks described below. Saves have a DC of 10 + 1/2 mummified creature's HD + mummified creature's Wis modifier unless otherwise noted.

Despair (Su): At the mere sight of a mummified creature, the viewer must succeed on a Will save or be paralyzed with fear for 1d4 rounds. Whether or not the save is successful, that creature cannot be affected again by that mummy's despair ability for one day.

Mummy Rot (Su): Any creature hit by any

of a mummified creature's natural weapons must succeed on a Fortitude save (DC 20) or contract mummy rot. The incubation period is 1 day, and the disease deals

1d6 points of Constitution damage. Because it is a supernatural disease, mummy rot continues until the victim reaches

Constitution 0 (and dies) or receives a *remove disease* spell or similar magic (see Disease in Chapter 3 of the DUNGEON MASTER'S Guide). An afflicted creature that

dies shrivels away into sand and dust, blowing away into nothing at the first wind, unless both *remove disease* and *raise dead* are cast on the remains within 6 rounds.

Special Qualities: A mummy gains the four special attacks described below.

Undead Traits: A mummified creature is immune to mind-affecting effects, poison, sleep, paralysis, stunning, disease, death effects, necromantic effects, and any effect that

requires a Fortitude save unless is also works on objects. It is not subject to

critical hits, subdual damage, ability damage, ability drain, energy drain, or death from massive damage. A mummified creature cannot be raised, and resurrection works only if it is willing. The creature has darkvision (60-foot range).

Damage Reduction (Ex): A mummified creature's undead body is tough, giving it damage reduction 5/+1.

Resistant to Blows (Ex): Physical attacks deal only half damage to mummies. Apply this effect before damage reduction.

Fire Vulnerability (Ex): A mummified creature takes double damage from fire attacks unless a save for half damage is allowed. A successful save halves the damage, and a failure doubles it.

Abilities: +3 Str, 2 Dex, 4 Int (minimum 2), +4 Wis, +4 Cha. Since it is an undead, a mummified creature has no Constitution score.

Climate/Terrain: Any desert and underground.

Organization: Solitary, pair, wardens (3-4), or guardians (6-10).

Challenge Rating: Base creature's CR +3.

Treasure: Standard.

Alignment: Always lawful evil.

Level Adjustment: +4.

Mummified Characters

It is possible to play a mummy character. The process of becoming a mummy is usually involuntary, but expressing the wish to become one to the proper priests, and paying the proper fees, can convince them to bring you back to life as a mummy—especially if some of your friends make sure the priests do what you paid them to do. The mummy retains all class abilities it had in life, provided that its new ability scores still allow it to use them (a wizard may lose access to some spell levels, for instance). A loss of Intelligence does not retroactively remove skill points from a mummified creature.

Mummified characters have the preferred class they had in life. If they are unable to continue in that class because of a change in ability score or alignment, their preferred class is fighter.



REPTILIAN CREATURE

Reptilians are scaly, railed folk often found near bodies of water. Folk tales suggest that in ancient times, dragons created them as servitor races. Some reptilians still serve dragons, some worship them, and many others are independent. Reptilians can be found in all but the coldest climates. Their societies and cultures range from primitive to equal with humans.

A reptilian is of average height and weight for the base creature from which it is derived. It has green, gray, or brown scales. Its tail is used for balance and is roughly half as long as the reptilian is tall. Although they are omnivores, reptilians prefer meat. Primitive reptilians prefer the flesh of intelligent creatures, while more advanced cultures prefer the flesh of herd animals and wild game.

A reptilian speaks the same languages as the base creature, plus Draconic.

SAMPLE REPTILIAN CREATURE

This example uses a bugbear as the base creature.

Reptilian Bugbear

Medium-Size Humanoid (Goblinoid, Reptilian)

Hit Dice: 3d8+6 (19 hp)

Initiative: +1

Speed: 30 ft.

AC: 19 (+1 Dex, +5 natural, +2 leather, +1 small wooden shield), touch 11, flat-footed 18

Attacks: Claw +5 melee, or morningstar +5 melee, or javelin +3 ranged

Damage: Claw 1d6+3, morningstar 1d8+3, javelin 1d6+3

Face/Reach: 5 ft./5 ft.

Special Attacks: None

Special Qualities: Darkvision 60 ft., scent

Saves: Fort +3, Ref +4, Will +2

Abilities: Str 17, Dex 12, Con 15, Int 10, Wis 12, Cha 9

Skills: Balance +4, Climb +3, Hide +4, Jump +4, Listen +4, Move Silently +6, Spot +4

Feats: Alertness, Weapon Focus (morningstar)

Climate/Terrain: Any underground

Organization: Solitary, pair, gang (3-4), or band (11-20 plus 150% noncombatants plus 2 2nd-level sergeants and 1 2nd-5th level leader)

Challenge Rating: 3

Treasure: Standard

Alignment: Usually chaotic evil

Advancement: By character class

A reptilian bugbear is tall and very muscular. It stands approximately 7 feet tall and has a tail roughly 3 1/2 feet long. Its scaly hide varies in color from light yellow to yellow-brown, and its ears are wedge-shaped. Its eyes are greenish-white with red pupils, and they resemble those of a savage animal. A reptilian bugbear's mouth is full of long, sharp fangs, and its nose is much like that of a bear, with the same fine sense of smell.

A reptilian bugbear speaks Goblin, Common, and Draconic.

Combat

Reptilian bugbears prefer to ambush opponents whenever possible. When hunting, they normally send scouts ahead of the main group who, if they spy prey, return to report and bring up reinforcements. Reptilian bugbear attacks are coordinated, and their tactics are sound if not brilliant.

Scent (Ex): A reptilian bugbear can detect approaching enemies, sniff out hidden foes, and track by sense of smell.

Skills: A reptilian bugbear gets a +4 racial bonus on Balance, Jump, and Move Silently checks.

CREATING A REPTILIAN CREATURE

"Reptilian" is an inherited template that can be added to any humanoid, monstrous humanoid, or giant (hereafter referred to as the base creature) that does not already have the aquatic or reptilian subtype. The creature gains a tail half as long as the base creature's height. A reptilian creature has all the base creature's characteristics except as noted here.

Size and Type: The template adds the reptilian subtype.

AC: The tough hide of a reptilian increases the base creature's natural armor bonus by +2.

Attacks: A reptilian gains a claw attack if it did not already have one. The base damage depends on the creature's size, as given in the table below.

Size	Damage	Size	Damage
Fine	1	Large	1d8
Diminutive	1d2	Huge	2d6
Tiny	1d3	Gargantuan	2d8
Small	1d4	Colossal	4d6
Medium size.	1d6		

Special Qualities: Reptilians gain scent and darkvision with a range of 60 feet. If the base creature has a superior version of either ability, use the superior ability.

A reptilian can hold its breath twice as long as a human.

Abilities: +2 Str, +2 Con, +2 Wis.

Skills: A reptilian gains a +4 racial bonus on Jump and Balance checks.

Climate/Terrain: Same as the base creature, but never cold or desert.

Challenge Rating: Base creature's CR +1.

Level Adjustment: +2.

REPTILIAN CHARACTERS

A reptilian character's preferred class is fighter. Strong, tough, and perceptive, these creatures excel as soldiers.

Those with lawful alignments often take levels of paladin, benefiting from the same racial advantages.

SPECTRAL CREATURE

Spectral creatures are incorporeal undead often mistaken for ghosts or other such horrors. They haunt the places where they died, retaining their sentience but hating all living beings.

A spectral creature looks so much as it did in life that it can be easily recognized by those who either knew the individual or have access to depictions such as paintings or the like. In many cases, the evidence of a violent death is visible on the creature's semitransparent, faintly luminous body. The chill of death hangs in the air around a spectral creature and lingers in the places it haunts.

SAMPLE SPECTRAL CREATURE

This example uses a cloaker as the base creature.

Spectral Cloaker

Large Undead (Incorporeal)

Hit Dice: 6d12 (39 hp)

Initiative: +8

Speed: Fly 80 ft. (perfect)

AC: 17 (1 size, +4 Dexterity, +4 deflection), touch 17, flat-footed 13

Attacks: Incorporeal touch +7 melee

Damage: Incorporeal touch 2d6 plus energy drain

Face/Reach: 10 ft./10 ft.

Special Attacks: Energy drain

Special Qualities: Create spawn, incorporeal subtype, sunlight powerlessness, turn resistance +2, undead traits, unnatural aura

Saves: Fort +2, Ref +6, Will +9

Abilities: Str , Dex 19, Con , Int 18, Wis 19, Cha 19

Skills: Hide +20, Listen +19, Move Silently +12, Search +8, Spot +19

Feats: Alertness, Combat Reflexes, Improved Initiative

Climate/Terrain: Any land and underground

Organization: Solitary, pair, gang (3-4), or mob (7-12)

Challenge Rating: 8

Treasure: None

Alignment: Always lawful evil

Advancement: 7-9 HD (Large); 10-18 HD (Huge)

Combat

Spectral cloakers usually lie still, watching and listening for prey. In close combat, a spectral cloaker attacks with its



numbing, life-draining touch. It makes full use of its incorporeal nature, moving through walls, ceilings, and floors as it attacks.

Energy Drain (Su): Any living creature struck by a spectral cloaker's incorporeal touch attack must succeed on a Fortitude save (DC 17) or gain two negative levels. For each negative level it bestows, the spectral cloaker heals 5 points of damage. If the amount of healing is more than the damage the creature has taken, it gains any excess as temporary hit points. If the negative level has not been removed (by a spell such as *restoration*) before 24 hours have passed, the afflicted opponent must succeed on a Fortitude save (DC 17) to remove it. Failure means the opponent's level (or Hit Dice) is reduced by one.

Create Spawn (Su): Any aberration, animal, dragon, giant, humanoid, magical beast, or monstrous humanoid slain by a spectral cloaker rises as a spectral creature in 1d4 rounds. Such a spawn is under the command of the spectral cloaker that created it and remains enslaved until its master's death. The spawn does not possess any of the abilities it had in life but gains the spectral creature template.

A spectral cloaker can control a number of spawn equal to its HD \times 2. If it creates a spawn that causes it to exceed this limit, the spawn longest under its control is released.

Incorporeal Subtype: A spectral cloaker can be harmed only by other incorporeal creatures, +1 or better magic weapons, spells, and spell-like abilities, and supernatural abilities. The creature has a 50% chance to ignore any damage from a corporeal source, except for force effects or attacks made with ghost touch weapons. A spectral cloaker can pass through solid objects, but not force effects, at will. Its attacks ignore natural armor, armor, and shields, but deflection bonuses and force effects work normally against them. A spectral cloaker always moves silently and cannot be heard with Listen checks if it doesn't wish to be.

Turn Resistance (Ex): A spectral cloaker is treated as an undead with 8 Hit Dice for the purpose of turn, rebuke, command, and bolster attempts.

Undead Traits: A spectral cloaker is immune to mind-affecting effects, poison, *sleep*, paralysis, stunning, disease, death effects, necromantic effects, and any effect that requires a Fortitude save unless it also works on objects. It is not subject to critical hits, subdual damage, ability damage, ability drain, energy drain, or death from massive damage. A spectral cloaker cannot be raised, and *resurrection* works only if it is willing. The creature has darkvision (60-foot range).

Unnatural Aura (Su): Both wild and domesticated animals can sense the unnatural presence of a spectral cloaker at a distance of 30 feet. They do not willingly approach nearer than that and panic if forced to do so; they remain panicked as long as they are within that range.

Sunlight Powerlessness (Ex): Spectral cloakers are utterly powerless in natural sunlight (not merely a *daylight* spell) and flee from it. A spectral cloaker caught in sunlight cannot attack and can take only partial actions.

Skills: Spectral cloakers receive a +8 racial bonus on Hide, Listen, Search, and Spot checks.

CREATING A SPECTRAL CREATURE

"Spectral creature" is an acquired template that can be added to any aberration, animal, dragon, giant, humanoid, magical beast, or monstrous humanoid. The creature (referred to hereafter as the base creature) must have a Charisma score of at least 8. A spectral creature has all the base creature's characteristics except as noted here.

Size and Type: The creature's type changes to undead, and it takes the incorporeal, subtype.

Hit Dice: All the creature's Hit Dice change to d12s.

Speed: Fly 80 ft. (perfect).

AC: The creature loses all natural armor but gains a deflection bonus equal to its Charisma modifier or +1, whichever is greater.

Attacks: The creature loses all its attacks and gains an incorporeal touch attack.

Damage: The damage for a spectral creature's incorporeal touch attack is as given on the table below, plus energy drain.

Size	Damage	Size	Damage
Fire	1d2	Large	2d6
Diminutive	1d3	Huge	2d8
Tiny	1d4	Gargantuan	4d6
Small	1d6	Colossal	4d8
Medium size	1d8		

Special Attacks: A spectral creature loses the base creature's special attacks and gains energy drain, described below.

Energy Drain (Su): Any living creature struck by a spectral creature's incorporeal touch attack must succeed on a Fortitude saving throw (DC 10 + 1/2 spectral creature's HD + spectral creature's Cha modifier) or gain two negative levels. For each negative level it bestows, the spectral creature heals 5 points of damage. If the amount of healing is more than the damage the creature has taken, it gains any excess as temporary hit points. If the negative level has not been removed (by a spell such as *restoration*) before 24 hours have passed, the afflicted opponent must succeed on a Fortitude save to remove it. Failure means the opponent's level (or Hit Dice) is reduced by one.

Special Qualities: A spectral creature gains the six special qualities described below.

Create Spawn (Su): Any aberration, animal, dragon, giant, humanoid, magical beast, or monstrous humanoid slain by a spectral creature rises as a spectral creature in 1d4 rounds. Such a spawn is under the command of the spectral creature that created it and remains enslaved until its master's death. The spawn does not possess any of the abilities it had in life but gains the spectral creature template.

A spectral creature can control a number of spawn equal to its HD \times 2. If it creates a spawn that causes it to exceed this limit, the spawn longest under its control is released.

Incorporeal Subtype: A spectral creature can be harmed only by other incorporeal creatures, +1 or better magic weapons, spells, and spell-like abilities, and supernatural abilities. The creature has a 50% chance to ignore any damage from a corporeal source, except for force effects or attacks made with ghost touch weapons. A spectral creature

can pass through solid objects, but not force effects, at will. Its attacks ignore natural armor, armor, and shields, but deflection bonuses and force effects work normally against them. A spectral creature always moves silently and cannot be heard with listen checks if it doesn't wish to be.

Turn Resistance (Ex): A spectral creature has turn resistance +2.

Undead Traits: A spectral creature is immune to mind-affecting effects, poison, *sleep*, paralysis, stunning, disease, death effects, necromantic effects, and any effect that requires a Fortitude save unless it also works on objects. It is not subject to critical hits, subdual damage, ability damage, ability drain, energy drain, or death from massive damage. A spectral creature cannot be raised, and *resurrection* works only if it is willing. The creature has darkvision (60-foot range).

Unnatural Aura (Su): Both wild and domesticated animals can sense the unnatural presence of a spectral creature at a distance of 30 feet. They do not willingly approach nearer than that and panic if forced to do so; they remain panicked as long as they are within that range.

Sunlight Powerlessness (Ex): Spectral creatures are utterly powerless in natural sunlight (not merely a *daylight* spell) and flee from it. A spectral creature caught in sunlight cannot attack and can take only partial actions.

Abilities: +3 Dex, +4 Int, +4 Wis, +4 Cha. Because it is an incorporeal undead, a spectral creature has no Strength or Constitution score.

Skills: A spectral creature receives a +8 racial bonus on Hide, Listen, Search, and Spot checks.

Climate/Terrain: Any land and underground.

Organization: Solitary, pair, gang (3-4), or mob (7-12).

Challenge Rating: Base creature's CR +3.

Treasure: None.

Alignment: Always lawful evil.

Level Adjustment: +7.

SPECTRAL CHARACTERS

Spectral characters with class levels generally take levels of barbarian, fighter, or ranger. These classes offer good Hit Dice and attack bonuses that the spectral character uses to make its incorporeal touch more effective. The preferred class of spectral characters is fighter. They rarely take spellcaster levels because, as incorporeal creatures, they cannot handle material components. Some multiclass as rogues to get the class abilities and increased access to skills (their incorporeal nature allows them to move silently and hide without those rogue class skills).

SYMBIOTIC CREATURE

A symbiotic relationship is a sort of benign parasitism, where both host and "guest" enjoy mutual benefits. The most successful partnerships bond the two creatures so tightly that they become virtually one.

SAMPLE SYMBIOTIC CREATURE

This example uses a bugbear as the host and a stirge as the guest.

Bugsucker

Medium-Size Aberration

Hit Dice: 3d8+3 (16 hp)

Initiative: +1

Speed: 30 ft.

AC: 17 (+1 Dex, +3 natural, +2 leather, +1 small shield), touch 11, flat-footed 16

Attacks: Morningstar +4 melee and touch 1 melee, or javelin +3 ranged

Damage: Morningstar 1d8+2, touch 1d3+1, javelin 1d6+2

Face/Reach: 5 ft./5 ft.

Special Attacks: Attach, blood drain

Special Qualities: Darkvision 60 ft., detach

Saves: Fort +3, Ref +4, Will +2

Abilities: Str 15, Dex 12, Con 13, Int 3, Wis 12, Cha 6

Skills: Climb +2, Hide +5, Listen +5, Move

Silently +4, Spot +5

Feats: Alertness, Weapon Finesse (touch) (B), Weapon

Focus (morningstar)

Climate/Terrain: Any underground

Organization: Solitary

Challenge Rating: 3

Treasure: Standard

Alignment: Often neutral

Advancement: By character class

Combat

Blood Drain (Ex): A bugsucker drains blood. To use this ability, it must make a successful grapple check and attach itself to the target by hitting with its touch attack. Each round it maintains the hold, it deals 1d4 points of Constitution damage. It can make the attack against Small or larger creatures only.

Detach (Ex): A symbiotic creature's two members can separate, dealing 1d6 points of damage to the host (bugbear). This is a standard action that does provoke an attack of opportunity, which may be made against host



or guest. Reengaging takes one day of complete rest. If the reattaching creatures are disturbed during this process, each takes 1d6 points of Constitution damage from bleeding, and they remain separate.

CREATING A SYMBIOTIC CREATURE

"Symbiotic" is an acquired template that can be added to any two living creatures of the following types: animal, humanoid, plant, or vermin. The two creatures need not be the same type. One (hereafter referred to as the guest) must be at least two size categories smaller than the other (hereafter referred to as the host).

A symbiotic creature has characteristics of both the host and the guest, as noted below.

Size and Type: The creature's type changes to aberration.

Hit Dice: A symbiotic creature uses the host's Hit Dice and Constitution modifier.

Speed: A symbiotic creature uses the host's speed and modes of movement, including maneuverability if applicable.

AC: Same as the host.

Attacks: A symbiotic creature uses the host's base attack bonus and attack forms. However, if the guest has a different attack form (such as a stinger), the symbiotic creature can make a secondary attack with that weapon. All attacks use the host's Strength or Dexterity modifier, as appropriate.

If the guest is Tiny or smaller, using its attack(s) would normally require entering the opponents space. Since it is now part of a larger being, the only way to bring its attack(s) to bear is by entering a grapple and getting a hold.

Damage: The host's attacks deal the host's normal damage. The guest's attack deals its base damage plus 1/2 the symbiotic creature's Strength modifier.

Special Attacks: A symbiotic creature can use a special attack of either the host or the guest but cannot use both in the same round (unless it somehow has an additional partial action, such as from *haste*). Attack forms that require the use of the guest's entire body, such as constrict, are not allowed unless the guest detaches (see below). Special attacks that involve prolonged contact with an opponent may require the host to make grapple checks each round to maintain the hold.

Special Qualities: A symbiotic creature has the special qualities, both advantageous and disadvantageous, of both host and guest.

Detach (Ex): If the survival of a symbiotic creature is threatened, its two members can separate in an effort to save at least one of them (often this is the guest). This process deals 1d6 points of damage to the host. Detaching is a standard action that provokes an attack of opportunity, which may be made against host or guest. A symbiotic creature may also separate to better bring to bear a host's or guest's special attacks.

Reengaging is not a simple matter; it takes one day of complete rest. If the reattaching creatures are disturbed during this process, each takes 1d6 points of Constitution damage from bleeding, and they remain separate.

Base Saves: A symbiotic creature uses the better of the host's or the guest's base saves.

Abilities: Use the physical scores (Strength, Dexterity,

Constitution) of the host, and the mental scores (Intelligence, Wisdom, Charisma) of the guest (minimum Intelligence 3).

Skills: A symbiotic creature uses the host's skill ranks, adjusted to account for the changed ability scores of the overall symbiotic creature. The skill ranks of the guest become racial bonuses of the symbiotic creature. All the original racial skill bonuses of both the host and the guest also apply.

Feats: A symbiotic creature retains the host's feats and gains the guest's feats as bonus feats.

Climate/Terrain: Same as the host.

Organization: Solitary.

Challenge Rating: As a mixed pair consisting of host and guest.

Treasure: Same as the host or the guest, whichever is better.

Alignment: Any, often that of the guest.

Advancement: As host or by character class.

Level Adjustment: +1.

SYMBIOTIC CHARACTERS

Because the guest often has a low Intelligence score, symbiotic characters are rare. Those that exist generally have higher physical scores than mental scores, so their preferred class is fighter.

TAURIC CREATURE

A tauric creature is a hybrid being possessing the head, arms, and upper torso of a humanoid, and the legs and lower body of an animal, magical beast, or vermin. Some are created as the result of magical experiments or as divine punishment for failing their deities. Tauric creatures of the same kind form a unique race with its own culture, language, and religion. Tauric creatures are not to be confused with two-legged humanoid/creature hybrids such as the minotaur or the satyr, which have different traits from their apparent component creatures.

Tauric creatures speak the languages of both of their component creatures, as well as any language they have developed as a people.

SAMPLE TAURIC CREATURE

Here is an example of a tauric creature using a griffon as the base creature and a 1st-level hobgoblin warrior as the base humanoid.

Tauric Hobgoblin-Griffon

Large Monstrous Humanoid

Hit Dice: 8d8+24 (60 hp)

Initiative: +2

Speed: 30 ft., fly 80 ft. (average)

AC: 18 (1 size, +2 Dex, +6 natural, +1 small wooden shield), touch 11, flat-footed 16

Attacks: Longsword +11/+6 melee and 2 claws +9 melee, or javelin +9 ranged

Damage: Longsword 1d8+4/19 20, claw 2d6+2, javelin 1d6+4

Face/Reach: 10 ft./5 ft.

Special Attacks: Pounce, rake 1d6+2

Special Qualities: Darkvision 60 ft., low-light vision, scent

Saves: Fort +11, Ref +8, Will +2

Abilities: Str 18, Dex 15, Con 16, Int 10, Wis 10, Cha 10

Skills: Hide +6, Jump +13, Listen +4, Move Silently +10, Spot +5*

Feats: Alertness, Iron Will, Multiattack

Climate/Terrain: Temperate and warm hills and mountains

Organization: Solitary, pair, or pride (6–10)

Challenge Rating: 5

Treasure: Standard

Alignment: Usually lawful evil

Advancement: By character class

Level Adjustment: +2 (apply this to the level adjustment of the base humanoid)

Combat

Pounce (Ex): If a Tauric hobgoblin-griffon charges, it can make a full attack (including a rake attempt; see below) even though it has moved.

Rake (Ex): A tauric hobgoblin-griffon that pounces on an opponent can make two rake attacks (+11 melee) with its hind legs for 1d6+2 points of damage each.

Skills: A tauric hobgoblin-griffon receives a +4 racial bonus on Jump and Move Silently checks.

*It also receives a +4 racial bonus on Spot checks in daylight.

CREATING A TAURIC CREATURE

"Tauric" is an inherited template that combines two creatures into one hybrid creature. The template can be added to any corporeal humanoid or monstrous humanoid of Small or Medium-size (referred to hereafter as the base humanoid) and any Medium-size or Large corporeal animal, magical beast, or vermin with at least four legs (referred to hereafter as the base creature). A tauric creature has all the base creature's characteristics except as noted here.

Size and Type: The creature's type changes to monstrous humanoid.

Hit Dice: Add the base humanoid's and base creature's Hit Dice to get the tauric creature's Hit Dice, each of which changes to a d8. A humanoid that normally has a class instead of 1 Hit Die counts as a 1 HD creature.

AC: A tauric creature has the natural armor bonus of the base creature or the base humanoid, whichever is better.

Attacks and Damage: A tauric creature retains the natural weapons and base damage of the base humanoid and the base creature, provided that the tauric creature's physical form is

capable of delivering those attacks. The absence of the base creature's head always results in the loss of the base creature's bite attack. If the creature loses its primary attack in this fashion, all its remaining natural attacks are still secondary.

A tauric creature has the base attack bonus of a monstrous humanoid of the tauric creature's Hit Dice as a monster (do not count Hit Dice from class levels).

Special Attacks: A tauric creature retains the special attacks of the base humanoid and the base creature, provided that the tauric creature is capable of delivering the attack. The absence of the base creature's head always results in the loss of the base creature's breath weapon or gaze attack.

Special Qualities: A tauric creature retains the special qualities of both the base humanoid and the base creature.

Base Saves: For each saving throw, use the base save bonus for either the base creature or the base humanoid, whichever is higher.

Abilities: A tauric creature uses the base humanoid's Intelligence, Wisdom, and Charisma scores, and it uses the base creature's Strength, Dexterity, and Constitution scores.

Skills: A tauric creature gains skill points as a monstrous humanoid of its Hit Dice as a monster (do not count Hit Dice from class levels). Treat skills from both the base creature's list and the base humanoid's list as class skills. If the creature has a class, it gains skill points for class levels normally.

Feats: A tauric creature gains feats as a monstrous humanoid of its Hit Dice as a monster.

Climate/Terrain: Same as either the base humanoid or the base creature, whichever is more restrictive.

Organization: Same as either the base humanoid or the base creature, whichever uses the smaller number ranges.

Challenge Rating: Base creature's CR +1.

Treasure: Same as the base humanoid.

Alignment: Same as the base humanoid.

Advancement: By character class of the base humanoid.

TAURIC CHARACTERS

Tauric characters excel in many areas. The base creature often provides strong physical scores, making them excellent barbarians, fighters, paladins, or rangers. The base creature may even give them attributes that make them good rogues. The base humanoid may provide mental scores that make them good bards, clerics, druids, sorcerers, or wizards. Their preferred class, however, is ranger.



UMBRAL CREATURE

Umbral creatures are, like shadows, creatures of living darkness. They hate life and light with equal fervor. Their touch bestows the painful chill of nonexistence, making them very dangerous opponents.

An umbral creature looks like a shadowy version of a material creature, and it may easily be mistaken for a living creature from the Plane of Shadow. Umbral creatures are difficult to see in dark or gloomy areas, but they stand out starkly in brightly illuminated places.

Natural enemies of all that live, umbral creatures are aggressive and predatory. They are quick to strike and make short work of those unprepared to deal with them.

Umbral creatures speak whatever languages they spoke in life.

SAMPLE UMBRAL CREATURE

This example uses an ettin as the base creature.

Umbral Ettin

Large Undead (Incorporeal)

Hit Dice: 10d12 (65 hp)

Initiative: +4

Speed: Fly 40 ft. (perfect)

AC: 10 (1 size, +1 deflection), touch 10, flat-footed 10

Attacks: Incorporeal touch +6 melee

Damage: Incorporeal touch 1d8 Strength

Face/Reach: 10 ft./10 ft.

Special Attacks: Strength damage

Special Qualities: Create spawn, darkvision 90 ft., incorporeal subtype, turn resistance +2, undead traits

Saves: Fort +7, Ref +3, Will +4

Abilities: Str , Dex 10, Con , Int 2, Wis 12, Cha 13

Skills: Listen +10, Search +1, Spot +10

Feats: Alertness, Improved Initiative, Iron Will, Power Attack

Climate/Terrain: Any land and underground

Organization: Solitary, pair, gang (3-4), or swarm (6-11)

Challenge Rating: 8

Treasure: None

Alignment: Always chaotic evil

Advancement: By character class

Combat

Umbral ettins are even less intelligent than their Material Plane cousins, but they are equally cunning fighters. They prefer to lurk in dark places and ambush their victims rather than charge into a straight fight, but once the battle has started, an umbral ettin fights furiously until all enemies are dead.

Strength Damage (Su): The touch of an umbral ettin deals 1d8 points of Strength damage to a living foe. A creature reduced to Strength 0 by an umbral ettin dies.

Create Spawn (Su): Any aberration, animal, dragon, giant, humanoid, magical beast, or monstrous humanoid reduced to Strength 0 by an umbral ettin rises as an umbral creature in 1d4 rounds. Such a spawn is under the command of the umbral ettin that created it and remains

enslaved until its master's death. The spawn does not possess any of the abilities it had in life but gains the umbral creature template.

An umbral ettin can control a number of spawn equal to its HD \times 2. If it creates a spawn that causes it to exceed this limit, the spawn longest under its control is released.

Incorporeal Subtype: An umbral ettin can be harmed only by other incorporeal creatures, +1 or better magic weapons, spells, and spell-like abilities, and supernatural abilities. The creature has a 50% chance to ignore any damage from a corporeal source, except for force effects or attacks made with ghost touch weapons. An umbral ettin can pass through solid objects, but not force effects, at will. Its attacks ignore natural armor, armor, and shields, but deflection bonuses and force effects work normally against them. An umbral ettin always moves silently and cannot be heard with Listen checks if it doesn't wish to be.

Turn Resistance (Ex): An umbral ettin is treated as an undead with 12 Hit Dice for the purpose of turn, rebuke, command, and bolster attempts.

Undead Traits: An umbral ettin is immune to mind-affecting effects, poison, *sleep*, paralysis, stunning, disease, death effects, necromantic effects, and any effect that requires a Fortitude save unless it also works on objects. It is not subject to critical hits, subdual damage, ability damage, ability drain, energy drain, or death from massive damage. An umbral ettin cannot be raised, and resurrection works only if it is willing. The creature has darkvision (60-foot range).

Skills: An umbral ettin's two heads give it a +2 racial bonus on Listen, Spot, and Search checks.

CREATING AN UMBRAL CREATURE

"Umbral creature" is an acquired template that can be added to any aberration, animal, dragon, giant, humanoid, magical beast, or monstrous humanoid. The creature (referred to hereafter as the base creature) must have a Charisma score of at least 8. An umbral creature has all the base creature's characteristics except as noted here.

Size and Type: The creature's type changes to undead, and it takes the incorporeal subtype.

Hit Dice: All the base creature's Hit Dice change to d12s.

Speed: The creature gains a fly speed of 40 feet if it did not already have a faster fly speed, and its maneuverability becomes perfect.

AC: The creature loses its natural armor bonus but gains a deflection bonus equal to its Charisma modifier or +1, whichever is greater.

Attacks: The creature loses all its attacks and gains an incorporeal touch attack.

Damage: An umbral creature's incorporeal touch attack deals Strength damage based on the creature's size, according to the table below.

Special Attacks: An umbral creature loses the base creature's special attacks and gains the special attack of Strength damage, described below.

Strength Damage (Su): The touch of an umbral creature deals 1d6 points of Strength damage to a living foe. A creature reduced to Strength 0 by an umbral creature dies.

Size	Damage	Size	Damage
Fine	1	Large	1d8
Diminutive	1d2	Huge	2d6
Tiny	1d3	Gargantuan	2d8
Small	1d4	Colossal	4d6
Medium size	1d6		

Special Qualities: An umbral creature gains the four special qualities described below.

Create Spawn (Su): Any aberration, animal, dragon, giant, humanoid, magical beast, or monstrous humanoid reduced to Strength 0 by an umbral creature rises as an umbral creature in 1d4 rounds. Such a spawn is under the command of the umbral creature that created it and remains enslaved until its master's death. The spawn does not possess any of the abilities it had in life but gains the umbral creature template.

An umbral creature can control a number of spawn equal to its HD \times 2. If it creates a spawn that causes it to exceed this limit, the spawn longest under its control is released.

Incorporeal Subtype: An umbral creature can be harmed only by other incorporeal creatures, +1 or better magic weapons, spells, and spell-like abilities, and

supernatural abilities. The creature has a 50% chance to ignore any damage from a corporeal source, except for force effects or attacks made with ghost touch weapons. An umbral creature can pass through solid objects, but not force effects, at will. Its attacks ignore natural armor, armor, and shields, but deflection bonuses and force effects work normally against them. An umbral creature always moves silently and cannot be heard with Listen checks if it doesn't wish to be.

Turn Resistance (Ex): An umbral creature gains turn resistance +2.

Undead Traits: An umbral creature is immune to mind-affecting effects, poison, sleep, paralysis, stunning, disease, death effects, necromantic effects, and any effect that requires a Fortitude save unless it also works on objects. It is not subject to critical hits, subdual damage, ability damage, ability drain, energy drain, or death from massive damage. An umbral creature cannot be raised, and resurrection works only if it is willing. The creature has darkvision (60-foot range).

Abilities: +2 Dex, 4 Int (minimum 2), +2 Wis, +2 Cha. As an incorporeal undead, an umbral creature has no Strength or Constitution score.

Climate/Terrain: Any land and underground.

Organization: Solitary, pair, gang (3-4), or swarm (6-11).

Challenge Rating: Base creature's CR +3.

Treasure: None.

Alignment: Always chaotic evil.

Level Adjustment: +5.

UMBRAL CHARACTERS

Umbral creatures with class levels are rare due to their low Intelligence. Those that do manage to attain class levels usually take a relatively simple class, such as barbarian or fighter. A few multiclass as rogues for the class abilities (their incorporeal nature allows them to move silently and hide without those rogue class skills). Their preferred class is fighter.



WIGHT

A wight's appearance is a weird and twisted reflection of the form it had in life. Its wild, frantic eyes burn with malevolence. The leathery, desiccated flesh is drawn tight across its bones, and its teeth have grown into sharp, jagged needles.

Wights lurk in barrow mounds, catacombs, and other places thick with the aura of death, where they nurture their hatred. They seek to destroy all life, filling graveyards with their victims and populating the world with their horrid progeny.

Wights speak whatever languages they spoke in life.

SAMPLE WIGHT

This example uses a troglodyte as the base creature.

Troglodyte Wight

Medium-Size Undead

Hit Dice: 2d12 (13 hp)

Initiative: +0

Speed: 30 ft.

AC: 16 (+6 natural), touch 10, flat-footed 16

Attacks: Longspear +2 melee (or 2 claws +2 melee) and bite +0 melee plus energy drain, or javelin +2 ranged

Damage: longspear 1d8+1/×3, bite 1d4 plus energy drain, claw 1d4+1 plus energy drain, javelin 1d6+1

Face/Reach: 5 ft./5 ft. (10 ft. with longspear)

Special Attacks: Energy drain, stench

Special Qualities: Create spawn, darkvision 90 ft., undead traits

Saves: Fort +3, Ref +0, Will +1

Abilities: Str 12, Dex 11, Con —, Int 8, Wis 12, Cha 14

Skills: Hide +5*, Listen +3

Feats: Multiattack (B), Weapon Focus (javelin)

Climate/Terrain: Any land and underground


Organization: Solitary, pair, gang (3–5), or pack (6–11)

Challenge Rating: 4

Treasure: None

Alignment: Always lawful evil

Advancement: 3–6 HD (Medium-size)



Energy Drain (Su): Any living creature struck by a troglodyte wight's claw or bite attack must succeed on a Fortitude save (DC 13) or gain two negative levels. For each negative level it bestows, the troglodyte wight heals 5 points of damage. If the amount of healing is more than the damage the creature has taken, it gains any excess as temporary hit points, if the negative level has not been removed (with a spell such as restoration) before 24 hours have passed, the afflicted opponent must succeed on a Fortitude save (DC 13) to remove it. Failure means the opponent's level (or Hit Dice) is reduced by one.

Stench (Ex): When a troglodyte wight is angry or frightened, it secretes an oily, musklike chemical that nearly every form of animal life finds offensive. All living creatures (except troglodytes and troglodyte wights) within 30 feet of the troglodyte wight must succeed on a Fortitude save (DC 13) or be overcome with nausea. This lasts for 10 rounds and deals 1d6 points of Strength damage.

Create Spawn (Su): Any humanoid slain by a troglodyte wight rises as a wight in 1d4 rounds. Such a spawn is under the command of the troglodyte wight that created it and remains enslaved until its master's death. The spawn does not possess any of the abilities it had in life but gains the wight template.

A troglodyte wight can control a number of spawn equal to its HD × 2. If it creates a spawn that causes it to exceed this limit, the spawn longest under its control is released.

Undead Traits: A troglodyte wight is immune to mind-affecting effects, poison, sleep, paralysis, stunning, disease, death effects, necromantic effects, and any effect that requires a Fortitude save unless it also works on objects. It is not subject to critical hits, subdual damage, ability damage, ability drain, energy drain, or death from massive damage. A troglodyte wight cannot be raised, and *resurrection* works only if it is willing. The creature has darkvision (60-foot range).

Skills: The skin of a troglodyte wight changes color somewhat, allowing it to blend in with surroundings like a chameleon and conferring a +4 racial bonus on Hide checks. *In rocky or subterranean settings, this bonus improves to +8.

Combat

Half of a group of troglodyte wights are armed only with claws and teeth; the rest carry one or two javelins and longspear. They normally conceal themselves, launch a volley of javelins, then close to attack. If the battle goes against them, they retreat and attempt to hide.

CREATING A WIGHT

"Wight" is an acquired template that can be added to any humanoid (hereafter called the base creature). A wight has all the base creature's characteristics except as noted here.

Size and Type: The creature's type changes to undead.

Hit Dice: All the creature's Hit Dice change to d12s.

AC: The wight gains a +4 natural armor bonus or retains the base creature's natural armor bonus, whichever is higher.

Attacks: The wight retains all the base creature's attacks, and all its natural weapons can deliver its energy drain special attack.

Damage: The wight retains the base creature's damage and adds energy drain to any damage done by natural weapons.

Special Attacks: A wight gains the energy drain special attack, described below. The DC of the saving throw for any of its special attacks is equal to $10 + \frac{1}{2}$ wight's HD + wight's Cha modifier.

Energy Drain (Su): Any living creature struck by a wight's natural attack must succeed on a Fortitude saving throw or gain two negative levels. For each negative level it bestows, the wight heals 5 points of damage. If the amount of healing is more than the damage the creature has taken, it gains any excess as temporary hit points. If the negative level has not been removed (with a spell such as *restoration*)

before 24 hours have passed, the afflicted opponent must succeed on a Fortitude save (same DC) to remove it. Failure means the opponent's level (or Hit Dice) is reduced by one.

Special Qualities: A wight gains the special qualities described below.

Create Spawn (Su): Any humanoid slain by a wight rises as a wight in 1d4 rounds. Such a spawn is under the command of the wight that created it and remains enslaved until its master's death. The spawn does not possess any of the abilities it had in life but gains the wight template.

A wight can control a number of spawn equal to its HD \times 2. If it creates a spawn that causes it to exceed this limit, the spawn longest under its control is released.

Undead Trails: A wight is immune to mind-affecting effects, poison, *sleep*, paralysis, stunning, disease, death effects, necromantic effects, and any effect that requires a Fortitude save unless it also works on objects. It is not subject to critical hits, subdual damage, ability damage, ability drain, energy drain, or death from massive damage. A wight cannot be raised, and resurrection works only if it is willing. The creature has darkvision (60-foot range).

Abilities: +2 Str, +2 Dex, +2 Wis, +4 Cha. As an undead, a wight has no Constitution score.

Climate/Terrain: Any land and underground.

Organization: Solitary, pair, gang (3–5), or pack (6–11).

Challenge Rating: Base creature's CR +3.

Treasure: None.

Alignment: Always lawful evil.

Level Adjustment: +4.

WIGHT CHARACTERS

A wight's preferred class is sorcerer. Many wights combine high Charisma scores with high Wisdom scores, making them excellent clerics.

WINGED CREATURE

Winged creatures are avian monsters that generally prefer to live in mountainous and heavily forested regions. Some possess feathered wings, some possess leathery wings, and still others possess insect wings. The type of wing is no indication of alignment, sophistication, or attitude. Intelligent winged creatures tend to revere Bahamut and Obad-Hai for their control over the air.

A winged creature appears as a normal representative of the base creature, with the addition of a pair of wings on its backs.

Intelligent winged folk may be primitive tribes, nomadic wanderers, or as culturally sophisticated as elves.

Winged creatures, if they possess the gift of language, speak the languages of their base creatures, plus Auran.

SAMPLE WINGED CREATURE

This example uses a dog as the base creature.

Winged Dog

Small Magical Beast

Hit Dice: 1d8+2 (6 hp)

Initiative: +5

Speed: 40 ft., fly 60 ft. (perfect)

AC: 17 (+1 size, +5 Dex, +1 natural), touch 16, flat-footed 12

Attacks: Bite +2 melee

Damage: Bite 1d4+1

Face/Reach: 5 ft./5 ft.

Special Attacks: None

Special Qualities: Low-light vision, scent

Saves: Fort +4, Ref +7, Will +2

Abilities: Str 13, Dex 21, Con 15, Int 2, Wis 14, Cha 6

Skills: Jump +3*, Listen +5, Spot +5, Swim +1, Survival +1*

Feats: Alertness, Track (B)

Climate/Terrain: Any mountain or forest

Organization: Solitary, pair, or pack (7–16)

Challenge Rating: 3

Treasure: None

Alignment: Always neutral

Advancement: None



The statistics presented here are based on fairly small dogs, such as terriers. They also can be used for small wild canines, such as coyotes, jackals, and African wild dogs.

Combat

Dogs usually rush into combat and bite opponents. They possess little subtlety.

Skills: *A dog receives a +4 racial bonus on Survival checks when tracking by scent.

CREATING A WINGED CREATURE

"Winged" is an inherited template that can be added to any animal, giant, humanoid, monstrous humanoid, or vermin (hereafter referred to as the base creature) that does not already have a fly speed. A winged creature has all the base creature's characteristics except as noted here.

Size and Type: Giants and monstrous humanoids do not change types. Animals and vermin become magical beasts, and humanoids become monstrous humanoids.

Speed: A winged creature gains a fly speed equal to its land speed plus 20 feet. Maneuverability is based on the winged creature's Dexterity, as shown on the following table.

Maneuverability	Required Dexterity
Perfect	17
Good	15
Average	11
Poor	7
Clumsy	6 or lower

Abilities: +4 Dex, +2 Wis.

Climate/Terrain: Any mountain or forest.

Challenge Rating: Base creature's CR +1.

Level Adjustment: +2.

WINGED CHARACTERS

A winged character's preferred class is fighter. Most winged characters prefer ranged combat and take advantage of fighter bonus feats to quickly acquire feats that make them powerful archers. A few winged characters become rogues, but there is a weight limit on how much a character can carry and still fly, making it difficult to steal large amounts of goods.

WRAITH

Wraiths are incorporeal creatures born of evil and darkness. They despise all living things, as well as the light that nurtures them.

Although composed of darkness, wraiths are more or less humanoid in shape. They are utterly featureless except for the glowing red pinpoints of their eyes. In some cases, the grim silhouette of a wraith might appear armored or outfitted with weapons. This does not affect the creature's Armor Class or combat abilities but only reflects the shape it had in life.

SAMPLE WRAITH

This example uses a 1st-level kobold warrior as the base creature.

Kobold Wraith

Small Undead

Hit Dice: 1d12 (3 hp)

Initiative: +8

Speed: Fly 60 ft. (perfect)

AC: 17 (+1 size, +4 Dexterity, +2 deflection), touch 17, flat-footed 13

Attacks: Incorporeal touch +5 melee

Damage: Incorporeal touch 1d3 plus 1d6 Constitution drain

Face/Reach: 5 ft./5 ft.

Special Attacks: Constitution drain

Special Qualities: Create spawn, incorporeal subtype, sunlight powerlessness, turn resistance +2, undead traits, unnatural aura

Saves: Fort +0, Ref +4, Will +4

Abilities: Str , Dex 19, Con , Int 14, Wis 14, Cha 14

Skills: Craft (trapmaking) +2, Hide +8, Listen +3, Move Silently +4, Profession (mining) +2, Search +2, Spot +3

Feats: Alertness

Skills: Craft (trapmaking) +6, Hide +11, Listen +4, Move Silently +7, Search +4, Spot +4

Feats: Alertness, Improved Initiative (B)

Climate/Terrain: Any land and underground

Organization: Solitary, pair, gang (3–5), or pack (6–11)

Challenge Rating: 5

Treasure: None

Alignment: Always lawful evil

Advancement: By character class

Combat

Kobold wraiths like to attack with overwhelming odds (at least two to one) or trickery; should the odds fall below what they consider a comfortable threshold, they usually flee. However, they attack gnomes on sight if their numbers are equal. Close combat with a kobold wraith is dangerous, thanks to its deadly touch.

Constitution Drain (Su): A living creature hit by a kobold wraith's incorporeal touch attack must succeed on a Fortitude save (DC 12) or take 1d6 points of Constitution drain.

Create Spawn (Su): Any humanoid slain by a kobold wraith rises as a wraith in 1d4 rounds. Such a spawn is under the command of the kobold wraith that created it and remains enslaved until its master's death. The spawn does not possess any of the abilities it had in life but gains the wraith template.

A kobold wraith can control a number of spawn equal to its HD \times 2. If it creates a spawn that causes it to exceed this limit, the spawn longest under its control is released.

Daylight Powerlessness (Ex): Kobold wraiths are utterly powerless in natural sunlight (not merely a *daylight* spell) and flee from it.

Incorporeal Subtype: A kobold wraith can be harmed only by other incorporeal creatures, +1 or better magic

weapons, spells, spell-like abilities, and supernatural abilities. The creature has a 50% chance to ignore any damage from a corporeal source, except for force effects or attacks made with ghost touch weapons. A kobold wraith can pass through solid objects, but not force effects, at will. Its attacks ignore natural armor, armor, and shields, but deflection bonuses and force effects work normally against them. A kobold wraith always moves silently and cannot be heard with Listen checks if it doesn't wish to be.

Turn Resistance (Ex): A kobold wraith is treated as an undead with 2 Hit Dice for the purpose of turn rebuke, command, and bolster attempts.

Undead Traits: A kobold wraith is immune to mind-affecting effects, poison, *sleep*, paralysis, stunning, disease, death effects, necromantic effects, and any effect that requires a Fortitude save unless it also works on objects. It is not subject to critical hits, subdual damage, ability damage, ability drain, energy drain, or death from massive damage. A kobold wraith cannot be raised, and *resurrection* works only if it is willing. The creature has darkvision (60-foot range).

Unnatural Aura (Su): Both wild and domesticated animals can sense the unnatural presence of a kobold wraith at a distance of 30 feet. They do not willingly approach nearer than that and become panicked if forced to do so; they remain panicked as long as they are within that range.

CREATING A WRAITH

"Wraith" is an acquired template that can be added to any humanoid. A wraith has all the base creature's characteristics except as noted here.

Size and Type: The creature's type changes to undead, and it takes the incorporeal subtype.

Hit Dice: All the creature's Hit Dice change to d12s.

Speed: Fly 60 ft. (perfect).

AC: The creature loses its natural armor bonus, but gains a deflection bonus equal to its Charisma modifier or +1, whichever is greater.

Attacks: The creature loses all its attacks and gains an incorporeal touch attack.

Damage: The base damage for the wraith's incorporeal touch attack depends on the size of the creature, as shown on the table below. The attack also deals 1d6 points of Constitution drain.

Size	Damage	Size	Damage
Fine		Large	1d6
Diminutive	1	Huge	1d8
Tiny	1d2	Gargantuan	2d6
Small	1d3	Colossal	2d8
Medium size	1d4		

Special Attacks: A wraith loses the base creature's special attacks and gains Constitution drain.

Constitution Drain (Su): Any living creature hit by a wraith's incorporeal touch attack must succeed on a fortitude save (DC 10+ 1/2 wraith's HD + wraith's Cha modifier) or take 1d6 points of Constitution drain.

Special Qualities: A wraith loses all the base creature's special qualities and gains those described below.

Create Spawn (Su): Any humanoid slain by a wraith rises as a wraith in 1d4 rounds. Such a spawn is under the command of the wraith that created it and remains enslaved until its master's death. The spawn does not possess any of the abilities it had in life but gains the wraith template.

A wraith can control a number of spawn equal to its HD × 2. If it creates a spawn that causes it to exceed this limit, the spawn longest under its control is released.

Incorporeal Subtype:

A wraith can be harmed only by other

incorporeal creatures, +1 or better magic weapons, spells, spell-like abilities, and supernatural abilities. The creature has a 50% chance to ignore any damage from a corporeal source, except for force effects or attacks made with ghost touch weapons. A wraith can pass through solid objects, but not force effects, at will. Its attacks ignore natural armor, armor, and shields, but deflection bonuses and force effects work normally against them. A wraith always moves silently and cannot be heard with Listen checks if it doesn't wish to be.

Turn Resistance (Ex): A wraith gains turn resistance +2.

Undead Traits: A wraith is immune to mind-affecting effects, poison, *sleep*, paralysis, stunning, disease, death effects, necromantic effects, and any effect that requires a Fortitude save unless it also works on objects. It is not subject to critical bits, subdual damage, ability damage, ability



drain, energy drain, or death from massive damage. A wraith cannot be raised, and resurrection works only if it is willing. The creature has darkvision (60-foot range).

Unnatural Aura (Su): Both wild and domesticated animals can sense the unnatural presence of a wraith at a distance of 30 feet. They do not willingly approach nearer than that and become panicked if forced to do so; they remain panicked as long as they are within that range.

Sunlight Powerlessness (Ex): Wraiths are utterly powerless in natural sunlight (not merely a *daylight* spell) and flee from it. A wraith caught in sunlight cannot attack and can take only partial actions.

Abilities: +6 Dex, +4 Int, +4 Wis, +4 Cha. As an incorporeal undead, a wraith has no Strength or Constitution score.

Feats: A wraith gains Improved Initiative as a bonus feat.

Climate/Terrain: Any land and underground.

Organization: Solitary, pair, gang (3–5), or pack (6–11).

Challenge Rating: Base creature's CR +5.

Treasure: None.

Alignment: Always lawful evil.

Level Adjustment: +7.

WRAITH CHARACTERS

Those who rise from the dead as wraiths are particularly likely to take class levels due to their increased Intelligence. They generally prefer levels of barbarian, fighter, or ranger, since those classes offer good Hit Dice and strong attack bonus progression. A wraith character can use even though it cannot handle material objects. A wraith's preferred class is fighter.

YUAN-TI

One of the most insidious aspects of the yuan-ti is their human heritage, for this vile race of serpent folk is descended from humans who interbred with an ancient sauroid race. In their monstrous evil, the yuan-ti continue this mingling of serpentine and human blood, creating two types of agents and servitors who are not quite human nor are they fully yuan-ti.

Yuan-ti cultists (see Chapter 7: Prestige Classes) create both these servitors using essentially the same process. If the process is a success, the result is a tainted one. These creatures appear just as they did before their infection—generally able-bodied humans, usually of 3rd to 6th level. Though their bodies do not show signs of their tainted blood, their personalities and mannerisms do: They often develop habits such as frequently licking their lips, drawing out the sibilant sounds when they speak, or keeping large serpents as pets. Tainted ones serve the yuan-ti as agents who can pass unnoticed among other races and infiltrate where even a pure blood yuan-ti might risk discovery.

If the process goes awry, the result is a broodguard—a hairless, near-mindless abomination with an emaciated body. Its gray or yellow-green skin is tough and scaly, and it smells faintly of rotting meat. The creature has beady, bloodshot eyes, and its forked tongue continually darts

in and out of its mouth. Broodguards, as their name suggests, are most often found guarding yuan-ti brood chambers.

Tainted ones and broodguards speak the languages they knew before their transformation, and they usually learn Draconic within a few months of becoming infected.

SAMPLE YUAN-TI TAINTED ONE

This example uses a human 4th-level fighter as the base creature.

Yuan-Ti Tainted One

Medium-Size Humanoid

Hit Dice: 4d10+12 (34 hp)

Initiative: +5

Speed: 30 ft.

AC: 17 (+1 Dexterity, +4 +1 studded leather armor, +2 +1 small steel shield), touch 11, flat-footed 16

Attacks: +1 longsword +8 melee

Damage: +1 longsword 1d8+5/19–20

Face/Reach: 5 ft./5 ft.

Special Attacks: Poison bite, psionics

Special Qualities: Poison immunity, spell resistance 13

Saves: Fort +8, Ref +2, Will +0

Abilities: Str 14, Dex 13, Con 18, Int 10, Wis 8, Cha 12

Skills: Climb +5, Handle Animal +2, Jump +5, Listen +1, Spot +1, Swim +3

Feats: Alertness (B), Cleave, Improved Initiative, Power Attack, Weapon Focus (longsword), Weapon Specialization (longsword)

Climate/Terrain: Warm land

Organization: Solitary

Challenge Rating: 5

Treasure: Standard

Alignment: Chaotic evil

Advancement: By character class

Combat

Poison Bite (Ex): The saliva of a tainted one is poisonous when ingested or introduced into the blood. A tainted one can only inject its venom while grappling a foe with exposed skin. The Fortitude save to resist this poison has a DC of 17. Victims who fail this save take 1d4 points of Constitution damage. After 1 minute, they must make another save; failure means another 1d4 points of Constitution damage. A tainted one's kiss is also poisonous, though in this case the save DC is reduced by 2.

Psionics (Sp): The transformation activates latent psionic potential in human minds, granting tainted ones supernatural abilities similar to those of true yuan-ti. A tainted one can create the following effects through the power of its mind as a sorcerer of its character level: poison (Fortitude save, DC 18) and *polymorph self* (into snake or snakelike forms only).

Poison Immunity (Ex): Tainted ones are immune to all forms of snake venom, including their own poison.

Spell Resistance (Ex): A tainted one gains spell resistance of 12+1 per three levels.

CREATING A YUAN-TI

"Tainted one" and "broodguard" are acquired templates that can be added to any human (referred to hereafter as the base creature). Creatures using these templates have all the base creature's characteristics except as noted here.

Size and Type: Tainted ones remain humanoids. Broodguards become monstrous humanoids.

AC: Broodguards do not wear armor.

Attacks and Damage: Tainted ones gain a poisonous bite (see Special Attacks).

Broodguards have sharp claws and vicious bites they can use in melee. They use the base attack values they had as humans, but their claws deal 1d2 points of damage and their bite deals 1d3 points of damage.

Special Attacks: Tainted ones gain the following two special attacks.

Psionics (Sp): The transformation activates latent psionic potential in human minds, granting tainted ones supernatural abilities similar to those of true yuan-ti. A tainted one can create the following effects through the power of its mind

tion damage. A tainted one's kiss is also poisonous, though in this case the save DC is reduced by 2.

Broodguards do not gain psionics or a poison bite, but instead gain a rage ability.

Rage (Ex): Once per day, a broodguard can enter into a berserk state similar to a barbarian's rage. In this state, the broodguard gains +4 to Strength, +4 to Constitution, and a +2 morale bonus on Will saves, but it takes a -2 penalty to Armor Class. The rage lasts for a number of rounds equal to 3 + the broodguard's (newly improved) Constitution modifier.

Special Qualities: Tainted ones gain poison immunity and spell resistance.

Poison Immunity (Ex): Tainted ones and broodguards are immune to all forms of snake venom.

Spell Resistance (Ex): Tainted ones gain spell resistance of 12 +1 per three levels.

Broodguards gain mental resistance.

Mental Resistance (Ex): Broodguards are immune to hold and charm spells.

Abilities: Tainted ones, +2 Con. Broodguards, +2 Dex, +2 Con, 4 Int, 4 Cha.

Feats: Tainted ones and broodguards gain Alertness as a bonus feat due to their heightened senses.

Climate/Terrain: Warm land.

Organization: Tainted one, solitary, Broodguard, clutch (2-8) or tribe (9-20).

Challenge Rating: Tainted one, base creature's CR +1. Broodguard, base creature's CR.

Treasure: Standard.

Alignment: Usually chaotic evil.

Advancement: Tainted one, by character class. Broodguard:

Level Adjustment: Tainted one, +1. Broodguard: +0.

CREATING TAINTED ONES

Yuan-ti create most of their servitors from human prisoners. They also may transform human worshipers who voluntarily agree to become tainted ones. Humans become tainted ones by drinking a distillation of yuan-ti venom mixed with certain herbs and roots.

Any human who drinks this mixture, whether by choice or by force, must make a Fortitude saving throw (DC 16). If the saving throw fails (and volunteers may choose to fail it), the victim must make a Constitution check (DC 15). Success on this check means the character becomes a tainted one in a painful transformation that lasts 1d6 days. Failure means the character slowly becomes a broodguard in 1d6+6 days.

If the Fortitude save succeeds, the victim immediately lapses into a coma; death follows in 1 hour. A comatose victim can be revived with a *delay poison* or *neutralize poison* spell, if the spell is cast within 1 hour after the mixture has



as a sorcerer of its character level: poison (Fortitude save against a DC of 13 + the tainted one's Con modifier) and *polymorph self* (into snake or snakelike forms only).

Poison Bite (Ex): The saliva of a tainted one is poisonous when ingested or introduced into the blood. A tainted one can only inject its venom while grappling a foe with exposed skin. The Fortitude save to resist this poison has a DC of 10 + 1/2 the tainted one's Hit Dice + the tainted one's Con modifier. Victims who fail this save take 1d4 points of Constitution damage. After 1 minute, they must make another save; failure means another 1d4 points of Constitu-

been swallowed. A human-headed yuan-ti has the ability to neutralize poison, and may save a comatose victim, though this act of salvation is not for the victim's benefit. A human who makes his save may suddenly find himself conscious again, only to face another flask of the mixture when the yuan-ti attempts another transformation.

Only humans can become tainted ones. Nonhumans who drink the yuan-ti mixture must make the same Fortitude save (DC 16), however. If the save succeeds, the nonhuman is violently ill, unable to take any action for 1d4 rounds. If the save fails, the nonhuman becomes comatose and dies in 1d4+1 rounds.

If a human fails his saving throw after drinking the mixture, a few desperate measures may prevent his transformation into a tainted one. If *neutralize poison*, *dispel magic*, *remove curse*, and *heal* are cast on the victim, in that order, the transformation process reverses. However, the victim permanently loses 1 point of Intelligence. A *wish*, *limited wish*, or *miracle* spell reverses the transformation with no loss of Intelligence. Once the transformation is complete, only a *wish* or a *miracle* can restore the victim to his former self.

YUAN-TI CHARACTERS

Most yuan-ti characters are tainted ones. Their preferred class is fighter. A few broodguards retain enough Intelligence to take class levels, and their preferred class is fighter. While tainted ones often multiclass as rogues and, eventually, assassins, those broodguards with class levels are usually fighters.

MULTIPLE TEMPLATES

Sometimes you want to create a monster that uses more than one template. For instance, you might want a half-dragon weretiger. This section discusses general rules for applying multiple templates and some specific guidelines for individual templates. In almost every case, some judgment calls are necessary.

TEMPLATES AND BIOLOGY

When applying templates, the rules are more important than anatomy. With all the *polymorph* spells, *shapechangers*, *alter form*, and similar abilities in the DUNGEONS & DRAGONS game, there is no point in worrying about size or anatomy. Any creature can produce any offspring, and you can describe that offspring using a template. Also remember

THE TYPE PYRAMID

Some creature types are easier to change than others. Some types, such as undead, cannot change (with a few, rare exceptions). As an aid to determining the type of a creature with multiple templates, we can arrange the types in the form of a pyramid. At the base of the pyramid are those types that can be changed most easily. At the top are the types that can be changed only rarely, if at all.

Purpose of the Pyramid

Usually, the last template applied determines, a creature's type.

However, it is possible that some template imposes a creature type that overrides any following templates. Types higher on the pyramid override lower types, even if the lower type is applied afterward. You can apply the half-dragon template to an earth elemental, for instance, and it remains an elemental.

The pyramid is about creature types, and does not dictate the order in which you must apply templates.

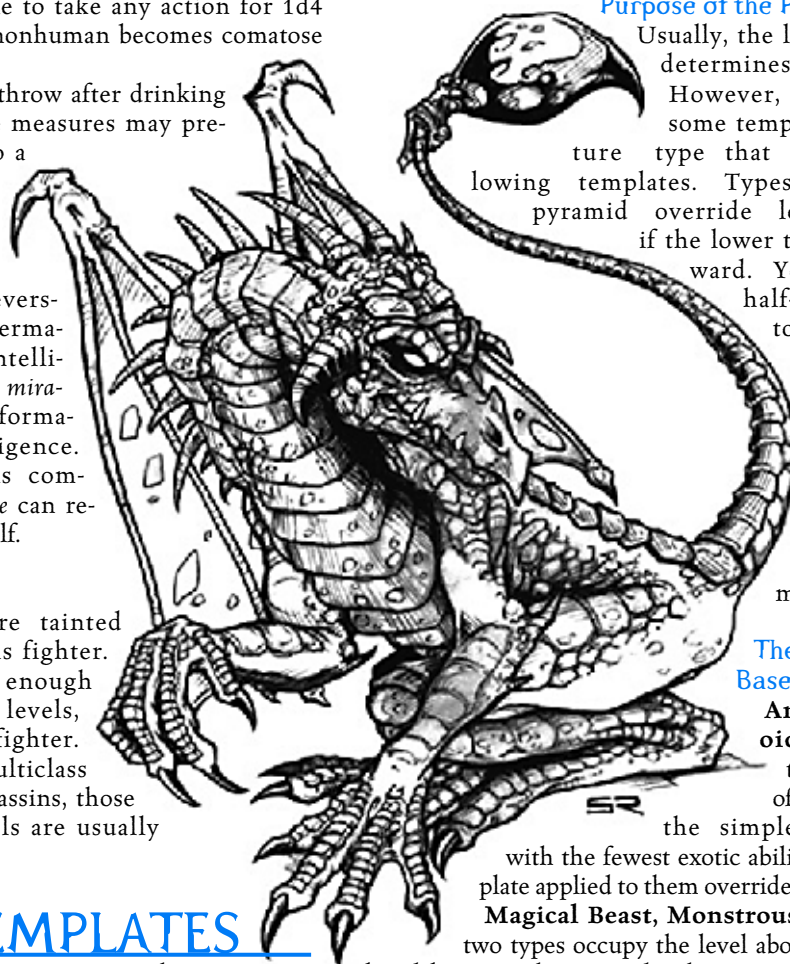
The Pyramid from Base to Top

Animal, Humanoid, Vermin: These types form the base of the pyramid. These are

the simplest creature types, with the fewest exotic abilities. Almost any template applied to them overrides their type.

Magical Beast, Monstrous Humanoid: These two types occupy the level above the base, a narrow band between humanoid, whose type they override, and more exotic types such as aberration, fey, giant, outsider, and humanoid (shapechanger), whose types override theirs).

Fey, Giant: These two types occupy the level above magical beast and monstrous humanoid. While they override



that the parents may be creatures not yet published. Many templates occur through the influence of magic, rather than biology. The rules, and your imagination, should be your guide.

When adding multiple templates, halves become quarters. A creature with both half celestial and half dragon templates becomes a quarter celestial/quarter dragon creature.

animal, humanoid, magical beast, and monstrous humanoids, other types override theirs.

Dragon, Humanoid (Shapechanger): These two types occupy the level above fey and giant.

Aberration: This type sits alone at the level above dragon and humanoid (shapechanger).

Elemental, Ooze, Plant: These three types occupy the level just below the top. If some other template is applied to them, they generally retain whichever of these three types they have.

Construct, Outsider, Undead: These three types reside at the top of the pyramid. Once a creature becomes an undead or a construct through the application of a template, it cannot become something else. Once a creature stops being a native of the Material Plane, it becomes an outsider and stays one.

ORDER

Building a creature with multiple templates follows all previously presented rules. Apply one template at a time until you complete your monster.

Before you begin, plan the process. Decide each template you want to apply and choose your base creature. Make sure you choose a base creature eligible for the first template. If the first template changes the base creature's type or ability scores, make sure the new creature will be eligible for the next template. Perform this check for each template you intend to apply.

Apply the first template completely to create a "new" base creature. Then apply the next template and so on, until you apply the final one.

If at any time the base creature becomes ineligible for the next template, you must stop. A creature may become ineligible because of ability score changes or because its type changes. For instance, the lycanthrope template can only be added to humanoids. An elf with the tauric template becomes a monstrous humanoid and cannot then become a lycanthrope. Conversely, a lycanthrope elf is a humanoid (shapechanger) and cannot become a tauric creature. Each rules the other out.

Your base creature must be able to meet physical (Strength, Dexterity, Constitution) requirements for the new template. If a template does not state a physical requirement, you must assume that all living creatures have these scores. Undead and constructs, for instance, do not have Constitution scores and therefore cannot become any other creature type.

A creature that lacks a mental ability score (Intelligence, Wisdom, Charisma) can still take on a new template. For instance, an ooze generally has no Intelligence, but can still take on other templates that apply to oozes as long as they do not require a minimum Intelligence. For instance, a gelatinous creature can take on the celestial template because celestial templates have no minimum Intelligence requirement. It could not become half-celestial because that template requires a minimum Intelligence of 4.

The last template applied determines the final creature type, unless the current type is higher on the type

pyramid (see The Type Pyramid, above).

For example, normally a dog (animal) cannot be a half-celestial because it lacks the requisite Intelligence score. It can, however, be a half-dragon. A half-dragon dog has enough Intelligence to allow its offspring to be half-celestial. The resulting quarter-dragon/quarter-celestial dog is an outsider.

NOTES ON SPECIFIC TEMPLATES

Celestial: Although the text says it can be added to any corporeal creature of nonevil alignment, the base creature must be living. This template cannot be added to undead or constructs. It can, however, be added to outsiders. It is therefore possible to create a creature that is part celestial and part celestial a mix of archon and eladrin, for instance.

Feral Creature: Feral creatures may be little better than predatory animals, depending on their Intelligence, despite having the monstrous humanoid type.

Fiendish: Although the text says it can be added to any corporeal creature of nongood alignment, the base creature must be living. This template cannot be added to undead or constructs. It can, however, be added to outsiders. The fiendish template can be used to create creatures that are part demon and part devil.

Gelatinous: Although they are unstable in form, gelatinous creatures are not amorphous. They each have a particular form.

Ghost: A key note for all templates that create incorporeal or ethereal undead is that special abilities of the base creature that depend on physical attacks (essentially, all extraordinary abilities) no longer function except against ethereal creatures. A yuan-ti ghost, for instance, cannot poison anyone. Supernatural and spell-like abilities function normally, provided they do not require physical contact. Even breath weapons cease functioning.

Ghost Brute: See Ghost, above.

Half-Celestial: Creatures with this template retain their wings if, somehow, another template is layered on top of it. If that template has wings also, the creature's wings look like those of the half-celestial. As with celestial, half-celestial can be added to outsiders in order to create a half-celestial azer, for example.

Half-Dragon: Creatures with this template retain their wings if another template is layered on top of it. This template can be applied to dragons to create combinations of species, such as a half-red black dragon. A creature that is

TYPE VERSUS SUBTYPE

The pyramid applies to creature types, not subtypes. A creature generally only has one type, and the pyramid helps determine which type a creature has. A creature may have many subtypes. In general, a creature may have one humanoid subtype such as goblinoid or dwarf (if it is humanoid), two alignment subtypes (either law or chaos and either good or evil), one elemental subtype, one energy subtype, and any number of other subtypes such as reptilian, aquatic, or incorporeal.

one-quarter dragon and one-quarter celestial or fiendish has the wings of its outsider heritage.

Half-Fiendish: Creatures with this template retain their wings if, somehow, another template is layered on top of it. If that template has wings also, the creature's wings look like those of the half-fiend. As with fiendish, half-fiendish can be added to outsiders in order to create a half-fiendish chaos beast, for example.

Incarnate Construct: This is a very specific template intended to turn some constructs, such as stone golems, into humanoids or giants. The primary benefit of this template is that it provides a way for golems to become player characters.

Insectile: No special notes.

Lich: When a character becomes a lich, all its Hit Dice become d12s. Any dice earned afterward for class levels are also d12s, regardless of the class.

Lycanthrope: The template list shows that several templates (celestial, fiendish, gelatinous, ghost, ghost brute, half-celestial, half-dragon, half-fiendish, multiheaded, spectral, and umbral) apply to humanoids as well as creatures of other types. Lycanthrope, however, only applies to humanoids. If a template changes the base creature's type to something other than humanoid, a lycanthrope with that template must be a natural lycanthrope rather than an afflicted one. A half-dragon, for instance, is immune to the curse of lycanthropy because you cannot layer the lycanthrope template on creatures with the dragon type. However, a lycanthrope and a dragon can produce a half-dragon lycanthrope. Any other template besides lycanthrope only affects the lycanthrope's humanoid (true) form. When it changes shape, a lycanthrope follows the rules for *polymorph self*.

Monstrous Beast: This template lets you grant some exotic abilities to animals or vermin, in case being undead, draconic, or multiheaded is not exotic enough! Such magical beasts are very appropriate for DUNGEONS & DRAGONS games.

Multiheaded Creature: if you add additional templates, the creature retains its multiple heads.

Mummified: One of the few intelligent, corporeal

undead, mummies retain many of the physical features they had in life. For instance, a mummified eagle still has wings and can still fly.

Reptilian: If combined with a template that lives primarily in the desert, give the reptilian a burrow speed equal to half its land speed and drop the swim speed. If combined with a template that lives primarily in cold conditions, the reptilians Climate/Terrain entry takes precedence.

Spectral: Spectral creatures are not the spawn of spectres unless the base creature is humanoid. Instead, they are independent forms of incorporeal undead. See Ghost for notes.

Symbiotic: It is entirely possible that this template raises the Intelligence score of the guest, since the minimum Intelligence of the resulting template is 3, and animals, plants, and vermin all have Intelligence scores lower than 3. In most cases, the resulting aberration is significantly less intelligent than the humanoid host.

Tauric: While the centaur and the drider are good visual examples of tauric creatures, they follow their own rules as specific monsters. When building your own tauric monsters, follow the rules of the template.

Umbral: Umbral creatures are not the spawn of shadows unless the base creature is humanoid. Instead, they are independent forms of incorporeal undead. See Ghost for notes.

Vampire: When a character becomes a vampire, all its Hit Dice become d12s. Any dice earned afterward for class levels are also d12s, regardless of class.

Wight: Like mummies, wights are corporeal undead. They retain many of the physical features they had in life. For instance, a wight troglodyte retains its stench ability.

Winged: No special notes.

Wraith: Wraith creatures are not the spawn of wraiths unless the base creature is humanoid. Instead, they are independent forms of incorporeal undead. See Ghost for notes.

Yuan-ti: No special notes.

BREAKING THE RULES

If you want to take some risks and venture into territory not covered by the rules, you can combine templates in any way you like and apply them to whatever creatures you like. You gain a monster unique to your campaign at the expense of a few extra decisions.

Suppose you want to create a ghost barghest. Normally the ghost template does not apply to outsiders, so the resulting creature breaks the rules. The template does not change the creature's size, but it does change the type. Undead and outsider are both at the top of the pyramid, so the creature's type depends on which is more advantageous. If your adventures occur on an Outer Plane, you might want to leave it as an outsider. If so, Hit Dice should probably stay the same, and the ghost barghest should have a Constitution score and vulnerability to most effects requiring Fortitude saves. It could still

gain the incorporeal subtype. The undead type possesses some significant advantages, so for this example we change the type to undead and the Hit Dice to d12s. The ghost barghest loses its Constitution score but gains immunity to any effect that requires a Fortitude save, unless it affects objects. The ghost barghest now has Charisma 18. It now has 39 hit points, a small gain despite losing its Constitution bonus. Its Fortitude save drops to +5, since it loses its Constitution bonus. It has no Constitution based skills. Its Bluff and Intimidate skill modifiers increase to +13 because of its increased Charisma. The new Charisma score also increases the DC for its spell-like abilities to 14 + spell level, and the ghost barghest must manifest to affect targets on the Material Plane. Otherwise, the special attacks and special qualities of a ghost apply just as well to this creature as to any normally covered by the template.

Transformed Ogre



If you are a DM, chances are your players will want to build new characters when they see this book. Some, however, will want to transform their existing characters into monsters. This chapter provides information to use when that happens.

A DM never has to allow a character to transform from a standard race to a monster. Even in the case of monsters that transform victims into monsters of the same kind by killing them, the DM may decide that this type of transformation does not necessarily produce a monster that can be a character. In the case of lycanthropy or some form of transformation that takes place after a character's death, the DM may decide to simply take the character and make an NPC from it. As for voluntary ritual transformation (detailed in this chapter), the DM need never allow it, or she may determine that this method of transformation is unavailable until she is more comfortable with the idea.

EFFECTS OF TRANSFORMATION

Once a character transforms, she has a new effective character level. This ECL determines how many experience points she needs to gain her next class level, and how many experience points her party gets from each encounter. The DM must explain these effects to her players before allowing them to begin transforming their characters.

For example, a human rogue just gained 5th level and has 10,000 experience points. On her next adventure, a wererat bites her. The rogue decides she wants the abilities that lycanthropy brings; perhaps envisioning a gang of wererat thieves all working for her. She voluntarily fails her Fortitude save against the curse of lycanthropy (see Lycanthropes, below) and, after her first change, becomes a wererat. Now her ECL is 8. Instead of needing 5,000 experience points to go from 5th level to 6th, she needs 26,000 experience points (the difference between 5th and 9th level). The average level of her party increases, so everyone gets fewer experience points from the ensuing encounters (see Table 7-1: Experience Point Awards in the *DUNGEON MASTER'S Guide*) unless the DM tweaks those encounters to increase their Encounter Level. When she has 36,000 experience points, the rogue can add her 6th level as a rogue (or any other class level she chooses), and she will be an ECL 9 character. She needs 3,000 XP to reach her next level (the difference between 9th and 10th level).

After the character transforms, the character's ECL should be 15 or lower for reasons discussed in the Maximum Levels sidebar in Chapter 2: Building Monster Characters. While ritual transformation is possible for higher-

level characters, those who know the rituals generally do not undertake the transformation process for someone who may then usurp their authority or who is not likely to adventure long enough to pay them back.

ALIGNMENT CHANGE

If a character transforms to a kind of monster that always has a particular alignment, and the character did not originally have that alignment, the transforming character makes a Will save (DC 10 + 1/2 the goal monster's Hit Dice + the goal monster's Wis modifier) to avoid an involuntary alignment change. Modify the DC as follows:

Monster's alignment is one step removed from character's original alignment (for instance, character NG and monster LG)	5
Monster's alignment is two steps removed from character's original alignment (for instance, character NG and monster LN, or character NG and monster NE)	+5
Monster's alignment is diametrically opposed to character's original alignment (for instance, character LG and monster CE)	+10

CLASSES AND SPELLS

Ways already exist to change a character's creature type from a standard-race humanoid to something else. Monks, for instance, become outsiders at 20th level. Several prestige classes presented in books such as *Tome and Blood* allow gradual changes to outsider, half-dragon, and other types. Appropriate rules appear in the class descriptions.

The *reincarnate* spell also provides an opportunity for a character to transform. Pixies and satyrs are on the table in the spell description (see Chapter 11 of the *Player's Handbook*), but so is "Other." Talk to your DM about your desire to alter your character; then, if your character dies, your DM may allow that character to be reincarnated as a creature type chosen by the two of you.

The effects of casting a *wish* spell to change a creature's type are discussed in Rituals, later in this chapter.

MONSTERS

Several monsters have the ability to transform their victims into creatures of their kind. However, no transformation that reduces a victim's Intelligence to lower than 3 can produce a player character. Transformations that wipe out memories of a character's previous life are not recommended, but the emancipated spawn prestige class (see Chapter 7 of this book) presents one way of dealing with a character who becomes a ghoul, shadow, or other type of spawn. Otherwise, use the rules in this book to alter ability scores, change Hit Dice to reflect the new creature type, and enforce any enslavement of characters, such as that caused by wights and vampires.

Several kinds of monsters that transform their victims are discussed below.

Bodak: A humanoid killed by a bodak's death gaze becomes a bodak one day later, its type changing to undead. The chief drawbacks to this type of transformation are that few humanoids want to be near the hideous visage of a bodak, the bodak's flashbacks may betray it into inaction, and it

becomes vulnerable to sunlight. (Primarily for these reasons, the bodak is not considered an appropriate choice for a monster PC; see Appendix 2 of this book for a complete list of all recommended monsters.) The new bodak has no obligation or tie to the bodak that killed the new bodak's previous form.

Dridr: According to the *Monster Manual*, when a drow of above average ability (and all player characters are, in some way, above average) reaches 6th level, the deity Lolth may put him or her through a special test. Those who fail the test become driders (and their type changes to aberration). Unlike other sorts of monster transformations, this one requires that the base creature be of an unusual race (drow) to begin with. Further, that creature must be a cleric, wizard, or sorcerer. This sort of transformation also requires access to a temple of Lolth, so the base creature must be one that is accepted in drow society, meaning it is most likely neutral evil in alignment. You can create a drider by applying the tauric template found in Chapter 10 of this book.

Once transformed, the drider is an outcast from drow society. Drider clerics retain their spells, domains, domain spells, and granted powers. Drider wizards keep their spells and bonus feats, and may continue preparing those spells normally. Drider sorcerers keep their spells and may continue preparing those spells normally. Any additional cleric, sorcerer, or wizard levels earned as a drider add to the character's previous six levels. If a character meets the requirements, the DM should consider the impact of the drider's spells and spell-like abilities on the game before allowing this transformation.

Ghost: The DM may allow deceased characters to remain in contact with their former lives by becoming ghosts (see the template in the *Monster Manual*). Such a character changes its type to undead. Ghosts feature many of the same challenges as vampires: They can easily negotiate obstacles that would stop or delay a party of corporeal beings, they are exceedingly difficult to kill, and they can possess living beings. Such characters are best suited to single adventures, "passing on" when they accomplish some business they left unfinished in life.

Ghoul: Ghouls present fewer problems than ghosts, liches, or vampires because they are limited to conventional forms of movement and can die relatively easily. A character who becomes a ghoul changes his or her type to undead. The DM should enforce the need for the character to feed on carrion, and emphasize the horror with which most people react to ghouls. Since the base creature is always chaotic evil, ghoul player characters of other alignments are rare.

Lich: Transforming into a lich (see the template in the *Monster Manual*) requires a character to have at least eleven levels of cleric, sorcerer, or wizard just to create the phylactery. Player characters who become liches change their type to undead. They do not have to change their alignment to evil; however, they do not gain the fear aura supernatural ability unless they do. The DM should review the immortal nature of the lich, and its relationship to its phylactery, before allowing such a character in the game. Because a lich is effectively immortal unless its phylactery is destroyed, many conventional threats it may encounter while adventuring lose their value.

Lycanthrope: Another way to transform a character's type is by making it into a lycanthrope (see the template in the *Monster Manual*). Those who contract lycanthropy after starting as humanoids change their type to humanoid (shapechanger) during play. A character who wants the transformation to take effect can voluntarily fail his or her Fortitude save to resist the curse of lycanthropy.

Those who contract lycanthropy can learn Control Shape as a class skill (see the skill description in Appendix 3 of the *Monster Manual*), and they gain a number of other benefits as outlined in the template description. Any time the character changes to animal form, the DM takes control of it and treats it as a wild animal of the appropriate kind. The player's loss of control occurs due to the character's decrease in Intelligence (animals always have Int of lower than 3) and the character's change in behavior, not because of any change of alignment. The player retains control of the character when it is in humanoid or hybrid form.

Shadow, Spectre, Wight, and Wraith: All four of these transformed creatures appear within rounds of when the victim was slain. In all cases, the character's type changes to undead. A major drawback to shadows, spectres, and wraiths as characters is their inability to physically interact with the real world except through their draining touch attacks. As a result, they are unlikely to get a good reception anywhere. Since the base creature is always of a specific evil alignment, characters of other alignments are rare. Shadow characters spawned from a shadow's Strength drain attack are under the original shadow's control while it exists.

Slaad: The bite of a blue slaad transforms arcane spellcasters into green slaad and other characters into red slaad. In either case, the character's type changes to outsider. The transformation takes one week, but leaves the character's mind and memory intact. In addition, no bond exists between the transformed character and the blue slaad; the transformed character is free to act independently.

Vampire: The weaknesses of a vampire (see the template description in the *Monster Manual*) may not deter players from wanting to try such a character. The DM should carefully review the special abilities of vampires, as well as their weaknesses, before allowing them in the game. Domination, energy drain, and blood drain are all powerful attacks. Gaseous form, spider climb, and alternate form all allow the character to circumvent traps and various other challenges. On the other hand, a vampire's inability to enter private buildings or to cross running water make adventuring problematic for the character. In addition, the difficulty in killing a vampire may make such characters a greater danger than their level suggests.

Assuming a player character can convince a vampire to drain his or her Constitution via its blood drain attack rather than killing him or her outright via its energy drain attack, the transformation is relatively simple. If a character with 5 or more Hit Dice (from any combination of base creature HD and HD from class levels) dies because a vampire reduces his or her Constitution to 0, that character rises as a vampire 1d4 days after burial. Such characters are normally chaotic evil; however, player characters can always be exceptions (see Keeping Alignment, above). Newly risen vam-

pires remain slaves of their master, regardless of alignment, until the master's death.

Vargouille: A vargouille may kiss a paralyzed character and transform that character into a vargouille (changing its type to outsider). The transformation takes 4–24 hours, assuming no interruption by sunlight or a *daylight* spell, and no reversal of the transformation using *remove disease*. The loss of Intelligence probably makes this transformed creature undesirable for use as a player character. Another serious problem for a PC is the loss of humanoid limbs and the corresponding loss of the ability to manipulate weapons and equipment.

RITUALS

A ritual is a method of permanently transforming a willing character into a monster of a certain kind. There are both minor and major rituals. Where minor rituals change some aspect of a character, major rituals change the character into an entirely different creature.

A ritualist (a spellcaster versed in the conducting of one or more rituals) is necessary for the performance of any ritual. Player character spellcasters can learn how to conduct the rituals described below. A ritualist cannot conduct a ritual on herself.

A spellcaster may learn a single ritual each time she gains a new spell level. For instance, a wizard can learn a ritual at 1st level (when she gains 1st-level spells), 3rd level (when she gains 2nd-level spells), 5th level (when she gains 3rd-level spells), and so on. A spellcaster cannot learn a ritual that requires a specific spell (*wish* or *polymorph other*) unless she can cast that spell.

MINOR RITUALS

Some characters may wish to gain the benefits of a particular type or subtype of monster, without actually becoming a specific kind of monster. For instance, a character may wish to gain the goblinoid subtype in order to use goblinoid-specific magic items. Another character may want a specific subtype in order to qualify for a prestige class. Minor rituals allow these sorts of transformations.

Ritual Cost: A ritualist charges a number of gold pieces equal to $1,000 \times$ her caster level for one performance of a ritual. In addition, the rituals themselves have costs (in gold pieces and experience points) specified in their descriptions that must be paid by the subject character.

Ritual Time: A minor ritual takes 24 hours, during which the character and the ritualist can do nothing other than conduct the ritual, rest, eat, sleep, or talk. Any interruption ruins the ritual, which must be started over.

Ritual Caster Level: Caster levels are specified in the ritual descriptions.

If a ritual is interrupted, the ritualist requires another payment, but the character loses no experience points. Completing the ritual drains any experience points from the subject during the final hour. No spell, not even *restoration*, can bring back the spent experience points. Characters may not spend experience points they do not have.

Level Adjustment: This number modifies the character's ECL by the amount shown.

Ritual of Alignment

This minor ritual gives the character an alignment subtype (chaotic, evil, good, or lawful) or changes an existing alignment subtype. The benefit is significant primarily to outsiders, changing the way certain spells and items affect them. The successful completion of this ritual requires the character to make a Will save. The save DC and the consequences for failure vary depending on the relationship between the character's alignment and the desired subtype (see below). In all cases, success acquires the desired subtype (or makes the desired change) and changes the character's alignment to match the subtype. Succeeding by 5 or more accomplishes the ritual without changing the character's alignment.

Opposed: Any good alignment is opposed to any evil alignment, and any chaotic alignment is opposed to any lawful alignment. Changing to a subtype opposed to a character's alignment is very dangerous. If a character attempts to gain an alignment subtype opposed to his present alignment, he must make a Will save (DC 20). If he fails, the ritual kills him.

Different but not Opposed: If a character attempts to gain an alignment subtype that is neither his nor opposed to his (for instance, a neutral good character attempting to gain the chaotic subtype), he must make a Will save (DC 15). If he fails, the ritual changes his alignment to match the subtype and he gains one negative level. The character's new experience point total is midway between the minimum needed for the new level and the minimum needed for the next one. If the character was 1st level, he loses 1 point of Constitution instead of gaining one negative level. This negative level or Constitution loss cannot be offset by any mortal spell, even *wish* or *miracle*, though the character can improve his Constitution normally. If he succeeds, the ritual still changes his alignment to match the subtype. If the character's alignment ever changes from that of the subtype, the subtype and its benefits are lost. The character may repeat the ritual after losing the subtype and gain it again, suffering the same forced alignment change.

Subtype Same as Alignment: Gaining a subtype that matches some part of a character's alignment (such as a neutral good character trying to gain the good subtype) is relatively simple. The character makes a Will save (DC 10). If he succeeds, he gains the subtype. If he fails, the ritual ends without changing the character. Any gold pieces spent are lost, but experience points are not.



This ritual requires a 7th-level cleric who has the appropriate alignment domain as one of his domains.

Ritual Cost: This ritual costs the subject 56,000 gold pieces and 2,240 XP.

Level Adjustment: +0.

Ritual of Association

This minor ritual gives the character a racial subtype or type modifier such as gnomish, goblinoid, orc, or reptilian. (This ritual does not grant the human, dwarf, elf, gnome, and halfling subtypes of humanoid.) The character gains minor manifestations of the physical appearance of that subtype (DCs for Disguise checks increase by +5), but no abilities of that monster kind. The benefit of this ritual is that the character can use items as if it were a member of that subtype. Therefore, a magic sword with additional functions when wielded by an orc would also allow access to those functions for someone who successfully completed this ritual to obtain the ore subtype.

This ritual requires a 7th-level transmuter who knows *polymorph other*.

Ritual Cost: This ritual costs the subject 56,000 gold pieces and 2,240 XP.

Level Adjustment: +0.

Ritual of the Elements

This ritual imbues a character with an elemental (air, earth, fire, water) or energy (acid, cold, electricity, fire) subtype or modifier. The character becomes immune to the appropriate energy type or element, and takes double damage from its opposing energy or element unless a saving throw for half damage is allowed. The character is subject to all spells that affect that element or energy type.

Element	Associated Energy	Opposed Energy
Air	Electricity	Acid
Earth	Acid	Electricity
Fire	Fire	Cold
Water	Cold	Fire

This ritual requires a 9th-level cleric who has the appropriate element or energy type as one of his domains.

Ritual Cost: This ritual costs the subject 36,000 gold pieces and 1,440 XP.

Level Adjustment: +1.

Ritual of Gills

This ritual gives a character the aquatic subtype. The benefit of this ritual is that while the character can still breathe air, he also possesses gills and can breathe water indefinitely.

This obvious physical change increases the DC for Disguise checks by +5. The character does not gain a Swim speed or any racial bonus on Swim checks. The character must specify whether he can breathe salt water or fresh water. The ritual can provide either, and a second performance of the ritual allows the character to breathe both.

This ritual requires a 7th-level transmuter who knows *polymorph other*.

Ritual Cost: This ritual costs the subject 56,000 gold pieces and 2,240 XP.

Level Adjustment: +0, or +1 if playing in a maritime or aquatic campaign.

Ritual of Transfiguration

This ritual makes a character incorporeal. On completion of the ritual, the character no longer has a physical body. She can be harmed only by other incorporeal creatures, +1 or better magic weapons, and spells, spell-like abilities, or supernatural abilities. She is immune to all nonmagical attack forms. Even when hit by spells or magic weapons, she has a 50% chance to ignore any damage from a corporeal source (except for force effects, such as *magic missile*, or attacks made with ghost touch weapons). An incorporeal creature has no natural armor but has a deflection bonus equal to its Charisma modifier (always at least +1, even if the creature's Charisma score does not normally provide a bonus).

An incorporeal character can pass through solid objects at will, but not force effects. Her attack passes through (ignores) natural armor, armor, and shields, although deflection bonuses and force effects (such as *mage armor*) work normally against it. An incorporeal character moves silently and cannot be heard with listen checks if she does not wish to be. She has no Strength score, so her Dexterity modifier applies to both her melee and her ranged attacks.

Lacking a physical body, an incorporeal character cannot manipulate physical objects unless they have the ghost touch property.

This ritual requires a 17th-level cleric with the Animal domain as one of his domains.

Ritual Cost: This ritual costs the subject 306,000 gold pieces and 12,240 XP.

Level Adjustment: +2.

MAJOR RITUALS

Some of these rituals are performed by members of cults devoted to particular monster types, such as dragon cults. Others are performed by arcane or divine orders. Arcane

archers in your campaign might hold the knowledge of how to transform potential candidates into elves, or the clergy of Gruumsh might know how to transform worthy devotees into orcs.

The three major rituals are the ritual of unlearning, the ritual of vitality, and casting *wish*. The DM decides which major rituals are available in the campaign.

Ritual Cost: A ritualist requires a number of gold pieces equal to $1,000 \times \text{caster level} \times \text{the starting ECL of the goal creature}$. Alternatively, most orders accept payment in service. The transformed character may go on quests, recruit other candidates, or join in worship. The DM should enforce these requirements and use them to spawn new adventures.

Ritual Time: Major rituals can require a great deal more time than minor rituals. During that time, the character must participate in periodic ritual activities. These activities may occur daily, weekly, or monthly depending on the ritual. Each periodic activity requires at least eight consecutive hours of participation, during which the character can do nothing other than conduct the ritual, rest, eat, sleep, or talk.

Missing one of these periodic activities ruins the ritual, which must be started over. A character undergoing the ritual of unlearning (see below) who is interrupted must start earning levels again. If a character is interrupted while undergoing the ritual of vitality, the experience points are not lost. If a character is interrupted during the ritual of casting *wish*, any price paid to cast the spell, and the experience points spent for the spell, are lost. The ritualist naturally insists on another payment, and more time to prepare, before casting the spell again.

Ritual Caster Level: The caster level for a major ritual is the starting ECL of the goal creature (minimum 7th) or the minimum caster level of the required spell, whichever is higher.

Ritual of Unlearning

This major ritual trades levels for the starting ECL of the goal creature.

Ritual Time: Ritual activities are separated by a number of days equal to the starting ECL of the goal creature. They continue until the character earns sufficient levels to transform.

Ritual Cost: A number of class levels equal to the starting ECL of the goal creature, minimum 1. As with any major ritual, the subject character also pays the ritualist a number of gold pieces equal to $1,000 \times \text{caster level} \times \text{the starting ECL of the goal creature}$. In this case, the DM should allow a

ECL OF THE GOAL CREATURE

When transforming an existing character into a new race or creature type by means of a major ritual, the goal creature is what the character wishes to become. If a human wants to become an ogre, the goal creature is ogre. The cost to transform a character using a major ritual is based on the starting ECL of the goal creature (the HD of the base creature plus level adjustment; see Appendix 2: Compiled Tables). The more powerful the goal creature, the more expensive the ritual is.

Conversely, the less powerful the goal creature, the less expensive the ritual is.

It is possible to use the information in Chapter 3: Classes in conjunction with major rituals. A character may become a monster at a level lower than its starting ECL by using the guidelines in that chapter. Doing this reduces the time and cost of any major ritual the character undergoes. The character advances as that monster until reaching its starting ECL, and then may resume gaining class levels normally.

character to pay this amount in stages—a number of gold pieces equal to $1,000 \times \text{caster level}$ each time he gains a level until the character pays the entire fee.

Ritual Caster Level: The starting ECL of the goal creature (minimum 7th).

Characters using this major ritual earn experience and gain levels normally. However, once they earn class levels equal to the starting ECL of the goal creature, they sacrifice that many class levels and gain the starting ECL of the goal creature. The transformation is gradual and occurs while the character is gaining the requisite levels. Other characters can notice changes in height, skin, hair, eyes, teeth, and so forth before the ritual is complete. If a character multi-classes while earning these levels, then when he trades levels he retains only those he had when he began the ritual.

For example, a 1st-level elf fighter wishes to become an ogre. An ogre's starting ECL is 6, so the ritual requires a ritualist of 7th caster level and costs 42,000 gold pieces. The DM tells the player that the elf fighter must pay 7,000 gold pieces (42,000 gold pieces divided by six levels) to the ritualist every time the elf fighter gains a level until the fee is paid. The elf gradually transforms into an ogre while earning six class levels. Every seventh day (six days separate each ritual activity), he spends 8 hours performing ritual activities during which he does nothing other than conduct the ritual, rest, eat, sleep, or talk. Upon reaching 6th level, he becomes a 1st-level ogre fighter, regardless of which classes contributed to those six levels, because he was a 1st-level fighter when he began the ritual.

Trading levels is generally best for lower-level, single-class characters who decide to transform, because they have plenty of time to earn levels in their current form and class, and still have a lot of time left to advance in level after transforming. If your players have low-level characters and you want them to have time to adventure after transforming, this ritual is a good choice.

Ritual of Vitality

This major ritual trades experience points for the starting ECL of the goal creature.

Ritual Time: This ritual takes a number of days equal to the ECL of the goal creature, minimum one day. Ritual activities occur each day.

Ritual Cost: A number of experience points sufficient to earn class levels equivalent to the goal creature's starting ECL, minimum 1,000 XP. As with any major ritual, the subject character also pays the ritualist a number of gold pieces equal to $1,000 \times \text{caster level} \times \text{the starting ECL of the goal creature}$. The DM should allow a character to pay this amount in stages—a number of gold pieces equal to $1,000 \times \text{caster level}$ each time he gains a level until the character pays the entire fee.

Ritual Caster Level: The starting ECL of the goal creature (minimum 7th).

The character pays the number of experience points it would take to gain a number of levels equal to the goal creature's ECL. A character using this method to become a gnoll

would need to pay 3,000 XP, since a gnoll's starting ECL is 3 and it takes 3,000 experience points to become a 3rd-level character. No spell, not even *restoration*, can bring back the lost experience points.

A character may spend so many experience points that he loses levels. If you decide to do this, be careful not to lose so many levels that, even with the addition of the goal creature's Hit Dice, your monster character cannot survive the threats your group faces. Characters may not spend experience points they do not have. Experience points are not spent until the completion of the ritual. If the ritual is interrupted, the character loses nothing but the time he already spent on it, and he may start the ritual again later.

Paying the experience point cost all at once, or in large partial amounts, is a quick way to complete this ritual for higher-level characters with the experience points to spend. If you have players with high-level characters and want to allow the characters to transform, this ritual is an ideal method. The loss of experience points may even extend the time those characters have available to continue adventuring.

Wish

A spellcaster casts *wish* and transforms the character.

Ritual Time: 1 action, as the spell.

Ritual Cost: The ritualist must spend 5,000 XP (the spell's XP component). The ritualist charges the subject a number of gold pieces equal to $\text{caster level} \times 90$, plus an additional 25,000 gp (to compensate for the experience point loss).

Ritual Caster Level: 17th, as the spell.

Casting *wish* to become a new kind of creature, with full access to all extraordinary, spell-like, and supernatural abilities (see End Result, below), while retaining Intelligence, memory, and personality, falls under the "wishing for greater effects" rules in the spell description. While this is the quickest method of transformation and potentially the least expensive, it has substantial risks.

The DM may, for instance, require the spellcaster to make a Spellcraft check. For every point by which the check result exceeds 20, the transforming character gains a 5% chance to have the goal creature's abilities. The transforming character must roll for each ability. For instance, if the spellcaster gets a 28 on her Spellcraft check, the transforming character has a 40% chance to have any of the goal creature's abilities. He rolls for each special attack or special quality, and each time he gets a 61 or higher on d%, he gains that ability. It is entirely possible to fail every roll and gain the characteristics of a goal creature but none of the creature's special attacks or special qualities.

Wish is expensive (a cost of at least 26,530 gold pieces) and may not work. Since characters of lower than 8th level shouldn't be able to afford this method of transformation, a DM who uses this ritual it is setting a minimum level at which transformation can occur. If the DM wishes to discourage transformation, she can enforce the Spellcraft check described above. If so, she must inform her players that transforming via *wish* may not grant all the special abilities and special qualities of the goal creature.

END RESULT

When your character's transformation is complete, he or she permanently acquires the physical, natural, extraordinary, supernatural, and spell-like abilities of the chosen creature type while retaining his or her mind. Physical abilities include natural size and Strength, Dexterity, and Constitution scores. Natural abilities also include mundane movement capabilities. A body with extra limbs does not allow you to make more attacks (or more advantageous two-weapon attacks) than normal.

Your character's equipment does not meld into your character's new form and is not affected in any way, except that magical items resize to your character's new size.

Your character's new physical ability scores and faculties are average ones for the chosen creature. You do not modify them using elite ability score modifiers, nor do you reroll them from scratch.

Your character retains his or her level and class, hit points (modified by changes in your character's Constitution score), base attack bonus, and base save bonuses (new Strength, Dexterity, and Constitution scores may affect final attack and save bonuses). A change in alignment may cause loss of class abilities and prevent further advancement in the class. Your character's type changes to the chosen creature's type (and subtype, if applicable). Your character loses any extraordinary abilities, spells, or spell-like abilities associated with his or her previous kind. Your character can cast spells (assuming your character knows how) for which your character has the requisite components. Your character needs a humanlike voice for verbal components and humanlike hands for somatic components.

Your character is accustomed to his or her new form and suffers no disorientation.

CHANGING BACK

Your character may start as some kind of creature other than humanoid if the DM uses the rules in this book. The above methods for transformation still apply.

Any of the rituals described above can transform a monster character into another kind of monster or into a member of one of the standard races. The cost is the same even if the character suffers a drop in ECL. The ECL of the goal creature determines the time and cost in levels or experience points.

Example: Ritual Transformation that Increases ECL

A 6th-level dwarf barbarian tires of his slow speed and squat stature. He decides to become an ogre (starting ECL 6). The dwarf considers the ritual of unlearning. He would have to find a 7th-level caster who knows the ritual, and pay the caster 42,000 gp ($1,000 \times \text{starting ECL } 6 \times \text{minimum caster level } 7$). Paying 7,000 gp each time he gained a class level would slow his acquisition of treasure at first, but in the space of a few levels it would be a drop in the bucket. Every seven days he would have to spend eight hours in one day conducting ritual activities. After earning six class levels, he would become a 6th-level ogre barbarian (ECL 12).

Alternatively, he could simply undergo a six-day ritual of vitality. He would have to find a 7th-level caster who knows

the ritual and pay the caster 42,000 gold pieces. Going from 1st to 6th level costs 15,000 experience points, so he would sacrifice that amount, leaving him with less than 1,000 XP. He would be a 1st-level ogre barbarian (ECL 7). In six days, he would effectively gain a character level. However, unless he is a very unusual 6th-level barbarian, he does not have 42,000 gold pieces that he can spend in six days' time.

If he found a 17th-level wizard willing to cast *wish*, the transformation would cost him 26,530 gold pieces. Again, unless he is a very unusual 6th-level barbarian, he has roughly 13,000 gold pieces worth of coin and equipment, and thus cannot afford this method either.

At the end of his ritual, he would have an ogre's average Strength, Dexterity, and Constitution scores, and his own Intelligence, Wisdom, and Charisma scores. He would be a Large giant, with reach, and capable of using larger weapons. His land speed would increase to 30 feet. He would gain +5 natural armor. Darkvision would remain unchanged. He would lose stonecunning, his racial bonuses on saving throws, his racial bonus on attack rolls against orcs and goblinoids, his dodge bonus against giants, and his racial bonuses on Appraise and Craft checks.

After weighing his gains and losses, he decides to remain a dwarf and seek out some speed-enhancing magic items.

Example: Ritual Transformation that Decreases ECL

A 6th-level ogre barbarian (ECL 12) tires of the prejudices against his kind and decides to transform into an elf. A basic elf has an ECL of 1, so the minimum costs apply for all ritual transformations. A ritual of unlearning would require him to sacrifice one level. It would only take one day, and a 7th-level caster could perform it. The cost would be a mere 7,000 gp. At the end of the ritual, he would be a 5th-level elf barbarian (ECL 5).

A ritual of vitality would have the same cost in gold pieces, would also take only one day, and would require sacrificing 1,000 XP. Depending on how many experience points he already has, he might not lose a level.

If he found a 17th-level wizard willing to cast *wish*, it would cost him 26,530 gold pieces. Unless he is a very unusual 6th-level barbarian, he has roughly 13,000 gold pieces worth of coin and equipment, and thus cannot afford this method.

Whatever ritual he chooses, the result is that he becomes a Medium-size creature. He loses his size penalty to Armor Class and attack rolls. He loses his +5 natural armor bonus. He loses his natural reach. He loses his monster Hit Dice. He gains average elf Strength, Dexterity, and Constitution scores. That increases his initiative modifier, but does not entirely make up for other losses. He swaps darkvision for low-light vision. He gains immunity to magic *sleep* spells and effects, a racial bonus on Will saves against enchantment spells or effects, and a +2 bonus on Search, Spot, and Listen checks. If he merely passes within 5 feet of a secret or concealed door, he is entitled to a Search check as though actively looking for it.

Becoming an elf makes it necessary for him to find a lower-level party with which to adventure, but the ogre is really tired of the prejudices against him. He chooses to spend the XP and undergo the ritual of vitality.

Appendix 1: Sample Monster Classes

On the pages that follow are monster classes designed to be compatible with the corresponding monsters in the *Monster Manual*. They were built with the same methodology used for the minotaur class described in Chapter 3 of this book. Each class has a number of levels equal to the monster's starting ECL. As a monster attains new levels in its class, it becomes gradually more powerful (just as a member of any other class does) until it attains the maximum level in its class and thereby gains all the abilities of the creature as described in the *Monster Manual*.

A monster character may not multiclass until it completes the full progression in its monster class. This rule keeps characters from gaining the benefits of a monster's type and then quickly switching to a standard class.

AIR ELEMENTAL, LARGE

Elemental (Air)

Past and gifted with flight from the moment of their creation, air elementals are supreme in the air. They have a natural weapon, special abilities that complement their ability to fly, and favorable ability modifiers. They make excellent scouts and melee combatants but are less effective at just about anything else. Air elementals are recognizably alien and have a hard time fitting in with creatures native to the Material Plane.

The greatest advantage of an air elemental is its ability to fly with great speed and precision. Even a typical specimen can easily carry a gnome or halfling (making it a mobile aerial attack platform), and a high Dexterity score makes up for poor natural armor and difficulty in wearing crafted armor. This monster class follows the progression for the various elemental sizes, starting at Small, passing through Medium-size, and finally reaching Large at the apex of the class. Over the course of the class's levels, the elemental's ability scores and slam damage increase. Its high Constitution modifier helps compensate for its reduced Hit Dice compared to its ECL.

Racial Traits

- Starting Ability Score Adjustments: +4 Dex, 4 Int. Air elementals are as fast as the wind but do not have much in terms of brains. Their Dexterity and Constitution scores increase as they gain levels.
- Small: As Small creatures, air elementals gain a +1 size bonus to Armor Class, a +1 size bonus on attack rolls, and a +4 size bonus on Hide checks, but they must use smaller weapons than Medium-size creatures do, and their lifting and carrying limits are three-quarters of those of Medium-size characters.
- Speed: Air elementals fly at a speed of 100 feet (perfect).
- Darkvision: Air elementals can see in the dark up to 60 feet.
- Automatic Languages: Auran.
- Elemental: Air elementals are immune to poison, sleep, paralysis, and stunning; they are not subject to critical hits.
- Favored Class: Air elemental. The best multiclassing choices for an air elemental are barbarian, rogue, fighter, and ranger.

Class Skills

The air elemental's class skills (and the key ability for each skill) are Craft (Int), Listen (Wis), Profession (Wis), and Spot (Wis).

On reaching Medium-size, an air elemental loses its +4 size bonus on Hide checks.

On reaching Large size, an air elemental takes a 4 size penalty on Hide checks.

Class Features

All of the following are class features of the air elemental air elemental class.

Weapon and Armor Proficiency: Air elementals are not proficient with any weapons, armor, or shields.

Air Mastery (Ex): Airborne creatures take a 1 penalty on attack and damage rolls against an air elemental.

Feats: An air elemental receives one fear at 1st level. It gains Flyby Attack and Improved Initiative as bonus feats at 1st level and Weapon Finesse (slam) as a bonus feat at 2nd level. It gains additional feats at 3rd level and 9th level. After 14th level, it gains feats normally according to its character level as shown on Table 2-5: Experience and Level-Dependent Benefits.

TABLE A-1: THE AIR ELEMENTAL

Level	Hit Dice	Base Attack Bonus	Fort Save	Ref Save	Will Save	Skill Points	CR	Special
1st	1d8	+0	+0	+2	+0	(2 + Int mod) × 4	1	Air subtype, feat, slam 1d4, +3 natural armor, Flyby Attack, Improved Initiative
2nd	2d8	+1	+0	+3	+0	2 + Int mod	1	+2 Dex, air mastery, whirlwind, Weapon Finesse (slam)
3rd	3d8	+2	+1	+3	+1	2 + Int mod	1	+2 Con, feat
4th	4d8	+3	+1	+4	+1	2 + Int mod	2	Medium size, +2 Str
5th	4d8	+3	+1	+4	+1		2	Slam 1d6, +2 Con
6th	4d8	+3	+1	+4	+1		2	+2 Dex
7th	5d8	+3	+1	+4	+1	2 + Int mod	3	+2 Con
8th	5d8	+3	+1	+4	+1		3	+2 Dex
9th	6d8	+4	+2	+5	+2	2 + Int mod	3	Slam 1d8, DR 5/+1, Feat
10th	6d8	+4	+2	+5	+2		4	+2 Str, +2 Dex
11th	7d8	+5	+2	+5	+2	2 + Int mod	4	+4 natural armor
12th	7d8	+5	+2	+5	+2		4	+2 Dex
13th	8d8	+6/+1	+2	+6	+2	2 + Int mod	5	Large, reach 10 ft.
14th	8d8	+6/+1	+2	+6	+2		5	Slam 2d6

Slam: The elemental has a slam attack that is a natural weapon dealing the indicated damage plus 1 1/2 times the creature's Strength bonus.

Whirlwind (Su): The air elemental can form a whirlwind as described in the *Monster Manual*, except the damage is the elemental's slam damage without adding its Strength bonus and the save DC is 10 + 1/2 air elemental's HD from class levels + air elemental's Con modifier.

ANNIS HAG

Monstrous Humanoid

These strange creatures enjoy killing and sowing confusion. They are gifted with great physical strength and key magical powers to further these desires. Annis hags are capable of blending into normal society with careful use of clothing (and later their natural ability to change self), making them good spies and easy to incorporate into a normal adventuring party. The annis hag is a good character choice for a player that wants to play a monstrous witch, later gaining levels in cleric or sorcerer but still having a foundation of powerful melee attacks to fall back upon.

Most of an annis hag's abilities are physical, so building this monster class is a matter of distributing the attack forms, natural armor bonuses, and ability score increases in a balanced manner across the class's twelve levels. Spell resistance becomes active at mid levels, making the annis a good character to take on an enemy spellcaster in melee. The improved grab, rend, and tear abilities are placed on the high end of the class because they are particularly dangerous and give a player of an annis character something to look forward to at the end of the class progression.

Racial Traits

- Starting Ability Score Adjustments: +2 Str. Annis hags are very strong, and they get stronger over time.
- Speed: Annis hag land speed is 30 feet.
- Darkvision: Annis hags can see in the dark up to 60 feet.
- Automatic Languages: Common, Giant.
- Favored Class: Annis hag.

Class Skills

The annis hag's class skills (and the key ability for each skill) are Concentration (Con), Craft (Int), Hide (Dex), Listen (Wis), Profession (Wis), and Spot (Wis).

On reaching Large size, an annis hag takes a 4 size penalty on Hide checks.

Class Features

All of the following are class features of the annis hag monster class.

Weapon and Armor Proficiency: Annis hags are proficient with all simple weapons but not with armor or shields.

Spell-Like Abilities: The annis hag's *change self* and *fog cloud* abilities have a caster level equal to the character's Hit Dice from class levels.

Feats: An annis hag receives one feat at 1st level and additional ones at 4th and 10th level. After 12th level, it gains feats normally according to its character level as shown on Table 2-5: Experience and Level-Dependent Benefits.

Steely Skin (Ex): The annis hag has a steely, blue-black skin that reduces damage dealt by slashing and piercing weapons by 1 point of damage per hit. However, it has brittle bones that increase the damage dealt by bludgeoning weapons by 1 point of damage per hit. (Treat combination weapons such as morningstars as bludgeoning weapons.)

Claws: An annis has two claw attacks that are natural weapons dealing the indicated damage plus Strength bonus.

Bite: Starting at 2nd level, an annis has a bite attack that is a natural weapon dealing the indicated damage plus 1/2 Strength bonus.

Spell Resistance (Ex): Beginning at 5th level, an annis hag has spell resistance equal to 7 + class level.

Improved Grab (Ex): Starting at 10th level, if an annis hits a creature of its size or smaller with a claw attack, it deals normal damage and attempts to start a grapple as a free action without provoking an attack of opportunity. If it gets a hold, it can rend if it has that ability (see below). Alternatively, it has the option to conduct the grapple normally, or simply use its claw to hold the opponent (20 penalty on grapple check, but the feral creature is not considered grappled).

Rend (Ex): Beginning at 11th level, an annis hag that hits with both claw attacks latches onto the opponent's body and automatically tears the flesh, dealing additional damage equal to two claw attacks.

Tear (Ex): When it attains 12th level, an annis automatically hits a held opponent with all its melee attacks each round it maintains the hold.

TABLE A-2: THE ANNIS HAG

Level	Hit Dice	Base Attack Bonus	Fort Save	Ref Save	Will Save	Skill Points	CR	Special
1st	1d8	+1	+0	+2	+2	(2 + Int mod) × 4	1	Feat, steely skin, 2 claws 1d4, +4 natural armor
2nd	2d8	+2	+0	+3	+3	2 + Int mod	1	+2 Str, bite 1d4, <i>change self</i> 1/day
3rd	2d8	+2	+0	+3	+3		2	+2 Str, +2 Dex
4th	3d8	+3	+1	+3	+3	2 + Int mod	2	+2 Str, +6 natural armor, feat
5th	3d8	+3	+1	+3	+3		3	+2 Str, +2 Wis, spell resistance
6th	4d8	+4	+1	+4	+4	2 + Int mod	3	+2 Str, claws 1d6, <i>fog cloud</i> 1/day
7th	4d8	+4	+1	+4	+4		3	+2 Str, +2 Con, +8 natural armor
8th	5d8	+5	+1	+4	+4	2 + Int mod	3	+2 Con, Large size, reach 10 ft.
9th	5d8	+5	+1	+4	+4		4	Bite 1d6, speed 40 ft.
10th	6d8	+6/+1	+2	+5	+5	2 + Int mod	4	Improved grab, +10 natural armor, feat
11th	6d8	+6/+1	+2	+5	+5		4	Rend, <i>change self</i> 3/day
12th	7d8	+7/+2	+2	+5	+5	2 + Int mod	4	Tear, Int +2, <i>fog cloud</i> 3/day

ARANEA

Magical Beast (Shapechanger)

Araneas are intelligent shapechanging spiderfolk, less exploitative than doppelgangers and usually not evil despite most preconceptions about spiders. They have many skills, can assume the form of a humanoid, cast webs and spells, and even have a poisonous bite. Araneas make moderate melee combatants or rogues, but their natural shapechanging and spellcasting ability make them excellent spies and sorcerers, and they are reasonably good divine spellcasters. A beginning aranea character can assume its hybrid form for a limited time each day, making it possible to pass among humanoids for short periods. Araneas have several good ability score modifiers and no penalties. An aranea can cast spells, and it has a natural bite attack, poison, a fast land speed, and the ability to throw a sticky web. It has a generous number of skill points, and it starts play with three feats plus bonuses to Dexterity and Charisma. Initially the aranea can use its natural form (a Medium-size spider) and can assume its hybrid form as well, and it eventually perfects its alternate form to create a perfect likeness of one humanoid that it can retain indefinitely. The monster's poison starts out weak (good enough to allow an aranea to catch small prey) but later becomes strong enough to debilitate an average human. An aranea's spellcasting ability appears at 2nd level and increases to a moderate level over time. The web spinnerets mature at 5th level and reach their full potential at 7th level. Over time, an aranea's Dexterity, Constitution, Intelligence, Wisdom, and Charisma increase. The main disadvantage to playing an aranea is its low Hit Dice compared to its ECL—a fully grown aranea has 4 HD fewer than a normal character of its ECL.

Racial Traits

- Starting Ability Score Adjustments: +2 Dex, +2 Cha. Araneas are light-fingered and have a talent for sorcery. Over time, many of their ability scores continue to improve.
- Speed: Aranea land speed is 30 feet, with a climb speed of 25 feet, like any creature with a climb speed, araneas have a +8 racial bonus on Climb checks and can always take 10 when making Climb checks.
- Darkvision: Araneas can see in the dark up to 60 feet.
- Automatic Languages: Common and Sylvan.
- Favored Class: Aranea, Bard, rogue, sorcerer, and wizard are the best multiclassing choices for an aranea.

TABLE A-3: THE ARANEA

Level	Hit Dice	Base Attack Bonus	Fort Save	Ref Save	Will Save	Skill Points	CR	Special
1st	1d8	+1	+2	+2	+0	(2 + Int mod) × 4	1	Feat, bite 1d4, poison (1d3 Str, 1d3 Str), alternate form (hybrid 3/day, 1 hour)
2nd	2d8	+2	+3	+3	+0	2 + Int mod	1	Spells (Sor1), +2 Cha, +2 Int, +1 natural armor
3rd	2d8	+2	+3	+3	+0		2	Bite 1d6, alternate form (hybrid at will), +2 Dex, +2 Con
4th	2d8	+2	+3	+3	+0		3	Spells (Sor2), poison (1d6 Str, 1d6 Str), speed 40 ft., +2 Int
5th	3d8	+3	+3	+3	+1	2 + Int mod	3	Web 3/day, alternate form (humanoid 3/day, 1 hour), +2 Wis, feat
6th	3d8	+3	+3	+3	+1		4	Spells (Sor3), poison (2d6 Str, 2d6 Str), +2 Con
7th	3d8	+3	+3	+3	+1		4	Web 6/day, alternate form (humanoid at will), speed 50 ft.

Class Skills

The aranea's class skills (and the key ability for each skill) are Climb (Str), Concentration (Con), Craft (weaving) (Int), Escape Artist (Dex), Jump (Str), Listen (Wis), Profession (Wis), and Spot (Wis).

Class Features

All of the following are class features of the aranea monster class.

Weapon and Armor Proficiency: Araneas are proficient with all simple weapons but not with armor or shields.

Feats: An aranea receives one feat at 1st level and another one at 5th level. After 7th level it gains feats normally according to its character level, as shown on Table 2-5: Experience and Level-Dependent Benefits.

Bite: The aranea has a bite attack that is a natural weapon dealing the indicated damage plus 1 1/2 times Strength bonus.

Poison (Ex): The aranea's bite injects a poison that deals the indicated primary and secondary damage (DC 10 + 1/2 aranea's Hit Dice from class levels + aranea's Con modifier).

Spells: Starting at 2nd level, an aranea casts spells as a 1st-level sorcerer. At 4th level, it casts them as a 2nd-level sorcerer, and at 6th level it casts spells as a 3rd-level sorcerer. Araneas prefer illusions and charms, and they avoid fire spells.

Alternate Form (Su): At 1st level, an aranea has a natural form resembling a large spider, but it has the ability to assume a hybrid form for a limited time, similar to a humanoid with spider traits. In hybrid form, it can use its web and poison attacks. As it gains levels, it gains the ability to change form more often and eventually can assume a truly humanoid form. At 5th level, the aranea must choose one Small or Medium-size humanoid form with which to use this ability. An aranea's humanoid form has all the abilities of the form (for example, an aranea in dwarf form has dwarven racial traits). The aranea keeps its ability scores and can cast spells, but it cannot use webs or poison in humanoid form.

Web (Ex): Beginning at 5th level, araneas are able to spin sticky webs suitable for combat. These work like nets (see Chapter 7 of the *Player's Handbook*) and have the abilities mentioned in the *Monster Manual* aranea description. Spinning and throwing a web is a standard action. At first, the aranea can use this ability only three times per day, but at 7th level it can use a web six times per day.

ASTRAL DEVA (CELESTIAL)

Outsider (Good)

What player is not tempted, at some point or another, to bear the banner of heaven? The astral deva may be the closest example, in bearing, appearance, and function, to the classic Western depiction of an angel. Astral devas are beautiful figures of grace and majesty, human-looking with feathery white wings. They soar over the mortal realms and the Outer Planes, helping lost travelers and rescuing those in danger. Not only is a deva good, it's also powerful; It combines significant combat abilities with the power to throw around *heal* and *blade barrier*, along with incredible defenses and immunities.

The astral deva stands out as the most difficult monster class to design of all those presented here. It has the highest possible starting ECL in the standard D&D rules (12 HD + 8 level adjustment - starting ECL 20). It has a suite of spell-like abilities, numerous celestial qualities, and a full set of superior ability scores. These are added approximately when a character of a standard class could access these abilities, likewise, the deva's powerful defenses are not acquired until a level where opponents have a chance of overcoming them.

Racial Traits

- Starting Ability Score Adjustments: +2 Cha. Astral devas are agents of good in the universe, and they know it. All of their ability scores climb as they gain levels.
- Speed: Astral deva land speed is 50 feet.
- Low-light Vision: Astral devas can see twice as far as a human in starlight, moonlight, torchlight, and similar conditions of poor illumination. They retain the ability to distinguish color and detail under these conditions.

- Darkvision: Astral devas can see in the dark up to 60 feet.
- Skills: +4 racial bonus on Listen and Spot checks.
- Saves: +4 racial bonus on Fortitude saves against poison.
- Automatic Languages: Celestial, Infernal, and Draconic.
- Favored Class: Astral deva. Because astral devas have an ECL of 20, multiclassing requires the use of epic level rules (see *Epic Level Handbook* for more information).

Class Skills

The astral deva's class skills (and the key ability for each skill) are Concentration (Con), Craft (Int), Escape Artist (Dex), Hide (Dex), Knowledge (any three, chosen at 1st level) (Int), Listen (Wis), Move Silently (Dex), Profession (Wis), Sense Motive (Wis), and Spot (Wis).

Class Features

All of the following are class features of the astral deva monster class.

Weapon and Armor Proficiency: Astral devas are proficient with all simple and martial weapons but not with armor or shields.

Feats: An astral deva receives one feat at 1st level and additional ones at 3rd, 7th, 13th, and 19th level. After 20th level it gains feats normally according to its character level (which requires epic level advancement rules).

Uncanny Dodge (Ex): Starting at 2nd level, an astral deva is never caught flat-footed. At 7th level and beyond, it cannot be flanked.

Resistances (Ex): An astral deva is resistant to certain energy types; see Table A 4.

Lesser Deva Powers (Sp): Beginning at 3rd level, an astral deva can use the following spell-like abilities once per

TABLE A—4: THE ASTRAL DEVA

Level	Hit Dice	Base Attack Bonus	Fort Save	Ref Save	Will Save	Skill Points	CR	Special
1st	1d8	+1	+2	+2	+2	(8 + Int mod) × 4	1	Feat, good subtype, +3 natural armor
2nd	2d8	+2	+3	+3	+3	8 + Int mod	2	Uncanny dodge (never flat footed), resistances (electricity 5, fire 5)
3rd	3d8	+3	+3	+3	+3	8 + Int mod	3	Lesser deva powers 1/day, immunities (electricity, petrification), feat
4th	4d8	+4	+4	+4	+4	8 + Int mod	4	Fly 50 ft. (average), tongues, +2 Str, +2 Cha, +5 natural armor
5th	5d8	+5	+4	+4	+4	8 + Int mod	5	Protective aura (<i>magic circle against evil</i>), +2 Con
6th	5d8	+5	+4	+4	+4	8 + Int mod	6	Lesser deva powers 3/day, DR 5/+1, +2 Str, +2 Wis
7th	6d8	+6/+1	+5	+5	+5	8 + Int mod	7	Uncanny dodge (can't be flanked), protective aura (<i>minor globe of invulnerability</i>), +7 natural armor, feat
8th	6d8	+6/+1	+5	+5	+5	8 + Int mod	8	Fly 75 ft. (good), spell resistance, +2 Cha, +2 Con, +2 Int
9th	7d8	+7/+2	+5	+5	+5	8 + Int mod	8	Resistances (electricity 10, fire 10), +2 Str
10th	7d8	+7/+2	+5	+5	+5	8 + Int mod	9	Deva powers 1/day, lesser deva powers 7/day or at will, +9 natural armor
11th	8d8	+8/+3	+6	+6	+6	8 + Int mod	9	DR 10/+1, +2 Con, +2 Int, +2 Wis
12th	8d8	+8/+3	+6	+6	+6	8 + Int mod	10	Oeva powers 3/day, stun, +2 Cha, +2 Str
13th	9d8	+9/+4	+6	+6	+6	8 + Int mod	10	+11 natural armor, feat
14th	9d8	+9/+4	+6	+6	+6	8 + Int mod	11	Fty 100 ft. (good), +2 Con, +2 Int
15th	10d8	+10/+5	+7	+7	+7	8 + Int mod	11	Greater deva powers 1/day, +2 Str, +2 Wis
16th	10d8	+10/+5	+7	+7	+7	8 + Int mod	12	Deva powers at will, +2 Cha, +13 natural armor
17th	11d8	+11/+6/+1	+7	+7	+7	8 + Int mod	12	Immunities (acid, cold), +2 Int
18th	11d8	+11/+6/+1	+7	+7	+7	8 + Int mod	13	Greater deva powers 1/day or 3/day, +2 Str
19th	12d8	+12/+7/+2	+8	+8	+8	8 + Int mod	13	+15 natural armor, +2 Wis, Large size, reach 10 ft., feat
20th	12d8	+12/+7/+2	+8	+8	+8	8 + Int mod	14	Greater deva powers 1/day or at will, +2 Cha

day: *cure light wounds*, *aid*, *continual flame*, *detect evil*, *dispel magic*, *invisibility sphere* (centered on self only), *remove curse*, *remove disease*, *remove fear*, and *see invisibility*. At 6th level it can use them three times per day. At 10th level it can use *cure light wounds* and *see invisibility* seven times per day and the others at will. The astral deva's caster level is equal to its Hit Dice from the astral deva class (DC 10 + spell level + astral deva's Cha modifier).

Immunities (Ex): At 3rd level and beyond, an astral deva is immune to electricity and petrification. At 17th level, the deva also becomes immune to acid and cold.

Tongues (Su): Beginning at 4th level, an astral deva can speak with any creature that has a language. The deva's caster level for this effect is its Hit Dice from astral deva class levels + 2. This ability is always active unless the deva chooses to disable it as a free action. The effect can be dispelled, but the deva can create it again on its next turn as a free action.

Protective Aura (Su): At 5th level, an astral deva gains the first of two components of its protective aura. As a free action, it can surround itself with a nimbus of light having a radius of 20 feet. This light acts as a *magic circle against evil* (but providing +4 bonuses instead of +2 bonuses). At 7th level, the protective aura also functions as a *minor globe of invulnerability*. The astral deva's caster level for these effects is its Hit Dice from astral deva class levels. The aura can be dispelled, but the deva can create it again on its next turn as a free action.

Spell Resistance (Ex): At 8th level, an astral deva gains spell resistance equal to 10 + class level.

Stun (Su): Beginning at 12th level, if an astral deva strikes an opponent twice in 1 round with a melee weapon, that creature must make a Fortitude save (DC 10 + astral deva's Cha modifier) or be stunned for 1d6 rounds.

Deva Powers (Sp): Starting at 10th level, an astral deva can use the following spell-like abilities once per day: *discern lies*, *dispel evil*, *holy smite*, and *polymorph self*. At 12th level it can use them three times per day, and at 16th level it can use them at will. The astral deva's caster level is equal to its

Hit Dice from the astral deva class (DC 10 + spell level + Cha modifier).

Greater Deva Powers (Sp): Beginning at 15th level, an astral deva can use the following spell-like abilities once per day: *blade barrier*, *heal*, *holy aura*, and *holy word*. At 18th level it can use *holy aura* and *holy word* three times per day, and at 20th level it can use *holy aura* and *holy word* at will.

Large Size: Upon attaining 19th level, an astral deva grows to large size and its natural reach extends to 10 feet. It incurs all the normal penalties for large creatures.

ATHACH

Aberration

An athach is a strange, giantlike creature capable of dealing terrible damage in combat and absorbing a lot of punishment. In addition to its pure physical power, its poisonous bite means that foes caught in a long-term battle with an athach are likely to become less and less able to deal with the creature's defenses. Their poor Intelligence and Charisma and Huge size make athachs ill suited for any career but that of barbarian or fighter, but they do well at either of those.

An athach's advantages compared to a human are its incredible size, extra arm, natural armor, great Strength and Constitution, poisonous bite, reach, and ability to throw rocks like a giant. A beginning athach character is bigger than most humans but still Medium-size, growing to its full height over the course of the next eighteen levels. While its Strength starts out no greater than a human's, it increases quickly over the course of the class's progression, and its extra attacks make up for any initial lack in crushing power. Eventually the athach is strong enough to hurl small boulders. As it grows, an athach's bite becomes more potent and gains the ability to inject poison (which also becomes more powerful over time). With size increases come increasing reach, until the athach has an impressive 15-foot reach when it attains Huge size at 19th level. The athach's speed, natural armor, and Constitution increase progressively as well.

TABLE A-5: THE ATHACH

Level	Hit Dice	Base Attack Bonus	Fort Save	Ref Save	Will Save	Skill Points	CR	Special
1st	1d8	+0	+0	+0	+2	(2 + Int mod) × 4	1	Feat, three arms, +1 natural armor
2nd	2d8	+1	+6	+0	+3	2 + Int mod	1	+2 Str, bite 1d4
3rd	3d8	+2	+1	+1	+3	2 + Int mod	2	Feat, +2 Con, poison (1d4 Str, 1d4 Str)
4th	4d8	+3	+1	+1	+4	2 + Int mod	2	Bite 1d6, +2 Str
5th	5d8	+3	+1	+1	+4	2 + Int mod	3	+2 natural armor
6th	6d8	+4	+2	+2	+5	2 + Int mod	3	Feat, +2 Str, poison (1d6 Str, 1d6 Str)
7th	6d8	+4	+2	+2	+5		4	+2 Con, +3 natural armor
8th	7d8	+5	+2	+2	+5	2 + Int mod	4	Rock throwing (2d4, 50 ft. range increment), +2 Str
9th	8d8	+6/+1	+2	+2	+6	2 + Int mod	5	Multiattack, Large size, reach 10 ft., +4 natural armor
10th	8d8	+6/+1	+2	+2	+6		5	Speed 40 ft., +2 Con
11th	9d8	+6/+1	+3	+3	+6	2 + Int mod	5	Feat, +2 Str, bite 2d6
12th	10d8	+7/+2	+3	+3	+7	2 + Int mod	6	Rock throwing (2d6, 100 ft. range increment)
13th	10d8	+7/+2	+3	+3	+7		6	+2 Str, +2 Dex
14th	11d8	+8/+3	+3	+3	+7	2 + Int mod	6	+2 Con, +5 natural armor
15th	12d8	+9/+4	+4	+4	+8	2 + Int mod	7	Feat, +2 Str, poison (1d6 Str, 2d6 Str)
16th	12d8	+9/+4	+4	+4	+8		7	+2 Con, +7 natural armor
17th	13d8	+9/+4	+4	+4	+8	2 + Int mod	7	+2 Str, bite 2d8
18th	14d8	+10/+5	+4	+4	+9	2 + Int mod	7	+8 natural armor
19th	14d8	+10/+5	+4	+4	+9		7	Huge size (face 15 ft.), reach 15 ft., speed 50 ft.

Racial Traits

- Starting Ability Score Adjustments: 4 Int, +2 Wis, 4 Cha. Athachs are stupid and shy, but cunning, and eventually develop great Strength and Constitution.
- Speed: Athach land speed is 30 feet.
- Darkvision: Athachs can see in the dark up to 60 feet.
- Automatic Languages: Giant.
- Favored Class: Athach. The best multiclassing choices for an athach are barbarian and fighter.

Class Skills

The athach's class skills (and the key ability for each skill) are Climb (Str), Craft (Int), Jump (Str), Listen (Wis), Profession (Wis), and Spot (Wis).

On reaching Large size, an athach takes a 4 size penalty on Hide checks.

On reaching Huge size, an athach takes a 8 size penalty on Hide checks.

Class Features

All of the following are class features of the athach monster class.

Weapon and Armor Proficiency: Athachs are proficient with all simple weapons and with light armor.

Feats: An athach receives one feat at 1st level and additional ones at 3rd, 6th, 11th, and 15th level. At 9th level it gains Multiattack as a bonus feat. After 19th level it gains feats normally according to its character level, as shown on Table 2-5: Experience and Level-Dependent Benefits.

Three Arms: An athach has three arms, and it can use all three of them in combat for wielding weapons. One arm is the primary arm, which may have iterative attacks (multiple attacks with the same weapon at a cumulative 5 penalty) if the athach's base attack bonus is high enough, and the others are secondary arms, which never get iterative attacks.

The primary arm uses the athach's base attack bonus. Attacks with the secondary arms are at the normal penalties for fighting with two weapons (see Table 8-2 in the *Player's Handbook*). The Multiweapon Fighting feat lessens these penalties by 2 for all three arms. The Multidexterity feat negates all penalties for using an offhand (making the attack bonus for the secondary arms equal to the attack bonus of the primary arm).

The athach's arms are not natural weapons. Attacks with the primary arm add the athach's Strength bonus to damage, while attacks with the secondary arms add 1/2 the Strength bonus.

Bite: The athach has a bite attack that is a natural weapon dealing the indicated damage. If a bite attack is made in conjunction with, other attacks, it uses the athach's base attack bonus with a penalty of 5. The Multiattack feat lessens the penalty to 2.

Poison (Ex): The athach's bite injects a poison that deals the indicated primary and secondary damage (DC 10 + 1/2 athach's HD from class levels + athach's Con modifier).

Rock Throwing (Ex): Beginning at 8th level, an athach can throw a rock for the indicated damage plus Strength bonus. A rock's maximum range is five range increments.

AVORAL (CELESTIAL)

Outsider (Good)

Born of the heavenly planes, these birdlike celestials serve as warriors, spies, and scouts for the forces of good. Like all celestials, they are built to survive the attacks of evil and are gifted with many magical abilities to let them carry out their tasks.

A young avoral begins play with several weak resistances, natural armor, and exceptionally keen vision. Over time its wings become capable of carrying it at great speeds and dealing powerful blows, its ability scores and resistances increase, it can lay on hands, and it develops magic to improve its sight and ability to communicate. Eventually it becomes terrible to behold in battle, immune to many attacks, and skilled at neutralizing enemies and enemy magic at a distance.

Racial Traits

- Starting Ability Score Adjustments: +2 Dex, +2 Wis, +2 Cha. Avorals are celestial birdfolk—fast, wise, and confident.
- Speed: Avoral land speed is 40 feet.
- Darkvision: Avorals can see in the dark up to 60 feet.
- Low-Light Vision: Avorals can see twice as far as a human in starlight, moonlight, torchlight, and similar conditions of poor illumination. They retain the ability to distinguish color and detail under these conditions.
- Skills: +8 racial bonus on Spot checks.
- Saves: +4 racial bonus on saving throws against poison.
- Automatic Languages: Celestial, Infernal, and Draconic.
- Favored Class: Avoral. Any character class is a good multiclassing choice for an avoral.

Class Skills

The avoral's class skills (and the key ability for each skill) are Concentration (Con), Craft (Int), Hide (Dex), Knowledge (any two, chosen at 1st level) (Int), Listen (Wis), Move Silently (Dex), Profession (Wis), Sense Motive (Wis), Spellcraft (Int), and Spot (Wis).

Class Features

All of the following are class features of the avoral monster class.

Weapon and Armor Proficiency: Avorals are proficient with all simple and martial weapons but not with armor or shields.

Feats: An avoral receives one feat at 1st level and additional ones at 3rd and 10th level. After 14th level it gains feats normally according to its character level, as shown on Table 2-5: Experience and Level-Dependent Benefits.

Wings: Starting at 2nd level, an avoral has two wing attacks that are natural weapons dealing the indicated damage plus Strength bonus.

Claws: Beginning at 3rd level, an avoral has two claw attacks that are natural weapons dealing the indicated damage plus Strength bonus.

Lesser Avoral Powers (Sp): Beginning at 2nd level, an avoral can use the following spell-like abilities once per day: *aid*, *blur* (self only), *command*, *detect magic*, *light*, *magic missile*,

and *see invisibility*: At 6th level it can use these abilities three times per day, and at 9th level it can use them at will. The avoral's caster level is equal to its Hit Dice from the avoral class (DC 10 + spell level + avoral's Cha modifier).

True Seeing (Su): Starting at 3rd level, an avoral can focus its sight, requiring 1 round of concentration but allowing it to see as if it were under the effect of a *true seeing* spell cast by a 14th-level cleric. At first this ability lasts only up to 1 minute, but at 8th level the avoral can use it for up to 10 minutes per day. Each minute used or fraction thereof counts as 1 minute of use. At 12th level, there is no limit to the number of times per day an avoral can use this ability. The avoral must maintain concentration to use this ability.

Lay on Hands (Su): This ability, gained at 4th level, works like the paladin ability, except that an avoral can heal as much damage per day as its own full normal hit point total.

Animal Telepathy (Su): Beginning at 4th level, an avoral can mentally communicate with animals as a free action. This works like *speak with animals* but does not require speech. The avoral's caster level for this effect is its Hit Dice from avoral class levels + 1.

Tongues (Su): Beginning at 4th level, an avoral can speak with any creature that has a language. The avoral's caster level for this effect is its Hit Dice from avoral class levels x 2. This ability is always active unless the avoral chooses to disable it as a free action. The effect can be dispelled, but the avoral can create it again on its next turn as a free action.

Avoral Powers (Sp): Beginning at 5th level, an avoral can use the following spell-like abilities once per day: *dimension door*, *dispel magic*, *gust of wind*, *hold person*, *lightning bolt*, and *magic circle against evil* (self only). At 9th level it can use any of these except *dimension door* three times per day, and at 14th level it can use any of them except *dimension door* at will.

Fear Aura (Su): Starting at 7th level, an avoral can create an aura of fear in a 20-foot radius once per day. It is other-

wise identical with *fear* as cast by an 8th-level sorcerer (save DC 14 + Cha modifier).

AZER

Outsider (Eire, Lawful)

As dwarves native to the Elemental Plane of Fire, azers have many of the appealing traits of the dwarf race as well as a touch of the exotic for players who like to run unusual characters. Strong, smart, intuitive, quick, immune to fire, and with a respectable amount of natural armor, azers excel at any class except those that rely on Charisma.

A young azer begins play immune to fire but vulnerable to cold, with three good saving throws and some natural armor to boot, making it a reasonable counterpart to a fighter despite having a d8 Hit Die instead of a d10. In just a few short levels an azer's increased natural armor, other ability score bonuses, natural heat, and spell resistance kick in, giving it an impressive list of qualities. The only drawback is the azer's 2 Hit Dice compared to the final ECL of 6.

Racial Traits

- Starting Ability Score Adjustments: +2 Con, 2 Cha. Azers are much like their dwarven kin.
- Speed: Azer land speed is 30 feet.
- Darkvision: Azers can see in the dark up to 60 feet.
- Automatic Languages: Common and Ignan.
- Favored Class: Azer. The best multiclassing choices for an azer are fighter and cleric.

Class Skills

The azer's class skills (and the key ability for each skill) are Climb (Str), Craft (Int), Listen (Wis), Profession (Wis), Search (Int), and Spot (Wis).

Class Features

All of the following are class features of the azer monster class.

TABLE A-6: THE AVORAL

Level	Hit Dice	Base Attack Bonus	Fort Save	Ref Save	Will Save	Skill Points (8 + Int mod) × 4	CR	Special
1st	1d8	+1	+2	+2	+2	(8 + Int mod) × 4	1	Good subtype, feat, resistances (acid 5, cold 5, electricity 5), +2 natural armor
2nd	2d8	+2	+3	+3	+3	8 + Int mod	2	Fly 40 ft. (average), 2 wings 1d8, lesser avoral powers 1/day
3rd	3d8	+3	+3	+3	+3	8 + Int mod	3	Feat, +2 Dex, +3 natural armor, 2 claws 1d6, true seeing (1 minute/day)
4th	4d8	+4	+4	+4	+4	8 + Int mod	4	+2 Str, lay on hands, animal telepathy, tongues
5th	4d8	+4	+4	+4	+4		5	+2 Int, +4 natural armor, avoral powers 1/day
6th	4d8	+4	+4	+4	+4		6	+2 Wis, DR 5/+1, wings 2d6, fly 90 ft. (average), lesser avoral powers 3/day
7th	5d8	+5	+4	+4	+4	8 + Int mod	6	+2 Cha, +4 natural armor, claws 1d8, fear aura
8th	5d8	+5	+4	+4	+4		7	Immunities (electricity, petrification), +2 Con, true seeing (10 minutes/day)
9th	5d8	+5	+4	+4	+4		7	+2 Dex, resistances (acid 10, cold 10), +6 natural armor, lesser avoral powers at will, avoral powers 1/day or 3/day
10th	6d8	+6/+1	+5	+5	+5	8 + Int mod	8	Feat, +2 Str, DR 10/+1, fly 90 ft. (good)
11th	6d8	+6/+1	+5	+5	+5		8	+2 Int, wings 2d8, +7 natural armor
12th	6d8	+6/+1	+5	+5	+5		9	+2 Wis, claws 2d6, true seeing (unlimited)
13th	7d8	+7/+2	+5	+5	+5	8 + Int mod	9	+2 Cha, +8 natural armor
14th	7d8	+7/+2	+5	+5	+5		9	Avoral powers 1/day or at will

TABLE A-7: THE AZER

Level	Hit Dice	Base Attack Bonus	Fort Save	Ref Save	Will Save	Skill Points	CR	Special
1st	1d8	+1	+2	+2	+2	(8 + Int mod) × 4	1	Feat, subtypes (fire, lawful), +2 natural armor
2nd	1d8	+1	+2	+2	+2		1	Heat, +2 Str
3rd	2d8	+2	+3	+3	+3	8 + Int mod	2	+4 natural armor
4th	2d8	+2	+3	+3	+3		2	SR 13, +2 Dex
5th	2d8	+2	+3	+3	+3		2	+6 natural armor, +2 Int
6th	2d8	+2	+3	+3	+3		2	+2 Wis

Weapon and Armor Proficiency: Azers are proficient with all simple and martial weapons, with light and medium armor, and with shields.

Feats: An azer receives one feat at 1st level. After 6th level it gains feats normally according to its character level, as shown on Table 2-5: Experience and Level-Dependent Benefits.

Heat (Ex): An azer's body glows intensely hot, and starting at 2nd level it can deal additional fire damage with its unarmed attacks and with metallic weapons.

• **Darkvision:** Barghests can see in the dark up to 60 feet.

• **Languages:** Goblin, Infernal, and Worg.

• **Favored Class:** Barghest. Any character class is a good multiclassing choice for a barghest.

Class Skills

The barghest's class skills (and the key ability for each skill) are Bluff (Cha), Craft (Int), Hide (Dex), Intimidate (Cha), Jump (Str), Listen (Wis), Move Silently (Dex), Profession (Wis), and Spot (Wis).

Class Features

All of the following are class features of the barghest class.

Weapon and Armor Proficiency: Barghests are proficient with all simple and martial weapons but not with armor or shields.

Feats: A barghest receives one feat at 1st level and additional ones at 4th and 10th level. After 12th level it gains feats normally according to its character level, as shown on Table 2-5: Experience and Level-Dependent Benefits.

Feed (Su): When a barghest slays a humanoid opponent, it can feed on the corpse, devouring both flesh and life force, as a full-round action. Barghests that are not player characters would gain Hit Dice for feeding in this manner, but since PC barghests gain HD as part of gaining class levels, they instead gain a +2 enhancement bonus to Constitution (no matter how many HD the consumed creature had), which lasts for 1 day. Feeding destroys the victim's body and prevents any form of raising or resurrection that requires part of the corpse. A *wish*, *miracle*, or *true resurrection* spell can restore a devoured victim to life, but there is a 50% chance that even such powerful magic will fail.

Alternate Form (Su): At 2nd level a barghest can assume the form of a goblin or an unusually large wolf as a standard action. This is similar to using the *polymorph self*

BARGHEST

Outsider (Evil, Lawful) (Shapechanger)

Evil goblinlike outsiders, barghests are strong combatants with good ability score modifiers and an attractive list of special abilities. Because it can take the form of a goblin or a wolf, a barghest within an all-humanoid party can be mistaken as a slave or pet of another character in the party. Barghests are fiendish killing machines and are welcome in most parties for their melee ability as long as nobody minds their origin or personality.

A barghest starts with a strong attack ability, a bite attack, natural armor, and the ability to temporarily boost its own health by consuming the bodies of humanoid victims. Over the next few levels its ability scores increase, it develops claw attacks, the scent ability, the ability to change form, and some handy spell-like abilities. Eventually it gains more powerful spell-like abilities and even damage reduction. These and the ability to feed make up for its low Hit Dice compared to its final ECL.

Racial Traits

- Starting Ability Score Adjustments: +2 Str, +2 Con. Barghests literally are wolves from Hell.
- Speed: Barghest land speed is 30 feet.

TABLE A-8: THE BARGHEST

Level	Hit Dice	Base Attack Bonus	Fort Save	Ref Save	Will Save	Skill Points	CR	Special
1st	1d8	+1	+2	+2	+2	(8 + Int mod) × 4	1	Feat, subtypes (evil, lawful), feed, +2 natural armor, bite 1d6
2nd	2d8	+2	+3	+3	+3	8 + Int mod	2	+2 Dex, 2 claws 1d4, scent 10 ft., alternate form
3rd	2d8	+2	+3	+3	+3		2	Lesser barghest powers 1/day, +2 Cha
4th	3d8	+3	+3	+3	+3	8 + Int mod	2	Feat, +4 natural armor, +2 Int
5th	3d8	+3	+3	+3	+3		3	DR 5/+1, scent 20 ft.
6th	4d8	+4	+4	+4	+4	8 + Int mod	3	Lesser barghest powers 3/day, +2 Wis
7th	4d8	+4	+4	+4	+4		3	Greater barghest powers 1/day, +6 natural armor
8th	5d8	+5	+4	+4	+4	a + Int mod	3	Scent 30 ft., +2 Int
9th	5d8	+5	+4	+4	+4		4	+2 Cha
10th	6d8	+6/+1	+5	+5	+5	8 + Int mod	4	Feat, +2 Str, +2 Dex
11th	6d8	+6/+1	+5	+5	+5		4	Lesser barghest powers at will
12th	6d8	+6/+1	+5	+5	+5		4	DR 10/+1, +2 Str, +2 Wis

spell but allows only these two forms. In wolf form, the barghest's speed is 60 feet, it gains a +4 circumstance bonus on Hide checks, and it can pass without trace (as the spell) as a free action.

Lesser Barghest Powers (Sp): Beginning at 3rd level, a barghest can use the following spell-like abilities once per day: *levitate*, *misdirection*, and *project image*. At 6th level it can use these abilities three times per day, and at 11th level it can use them at will. The barghest's caster level is equal to its Hit Dice from the barghest class. The DC for saves against these abilities is 10 + spell level + barghest's Cha modifier.

Greater Barghest Powers (Sp): Starting at 7th level, a barghest can use the following spell-like abilities once per day: *charm monster*, *charm person*, *dimension door*, and *emotion*. The barghest's caster level is equal to its Hit Dice from the barghest class. The DC for saves against these abilities is 10 + spell level + barghest's Cha modifier.

BELKER

Elemental (Air)

Evil, smoky air elementals, belkers are reclusive monsters that have strange powers to allow them to defend their lairs. The ability to fly, a high Dexterity score, and elemental immunities are the main attractions of playing this monster as a character, and its abilities make it well-suited for combat or stealth.

A belker begins play with some natural armor and the ability to make wing attacks. As it gains levels, it develops even more attacks, the ability to fly at great speed, and increases its Strength, Dexterity, and Constitution. Eventually it gets increased size and reach, the ability to move about in the form of smoke, and its strange smoke claws attack.

Racial Traits

- Starting Ability Score Adjustments: +2 Dex, 4 Int. Belkers are quick, but no more intelligent than other common air elementals.
- Speed: Belker land speed is 30 feet.
- Darkvision: Belkers can see in the dark up to 60 feet.
- Automatic Languages: Auran.
- Elemental: Belkers are immune to poison, *sleep*, paralysis, and stunning, and they are not subject to critical hits.
- Favored Class: Belker. The best multiclassing choices for a belker are fighter and rogue.

TABLE A-9: THE BELKER

Level	Hit Dice	Base Attack Bonus	Fort Save	Ref Save	Will Save	Skill Points	CR	Special
1st	1d8	+0	+0	+2	+0	(2 + Int mod) × 4	1	Air subtype, feat, +1 natural armor, 2 wings 1d4
2nd	2d8	+1	+0	+3	+0	2 + Int mod	2	+2 natural armor, bite 1d3, +2 Dex
3rd	3d8	+2	+1	+3	+1	2 + Int mod	2	Fly 30 ft. (perfect), +2 Str, feat, smoke form 5 rounds/day
4th	3d8	+2	+1	+3	+1		3	+2 Dex, +3 natural armor, 2 claws 1d3
5th	4d8	+3	+1	+4	+1	2 + Int mod	3	Fly 40 ft. (perfect), Weapon Finesse (wing)
6th	4d8	+3	+1	+4	+1		4	+2 Con, +4 natural armor, smoke form 10 rounds/day
7th	5d8	+3	+1	+4	+1	2 + Int mod	5	Fly 50 ft. (perfect), wings 1d6
8th	5d8	+3	+1	+4	+1		5	+2 Dex, +5 natural armor, smoke claws
9th	6d8	+4	+2	+5	+2	2 + Int mod	5	+2 Str, feat, bite 1d4, smoke form 15 rounds/day
10th	6d8	+4	+2	+5	+2		6	Large size, reach 10 ft., +8 natural armor
11th	7d8	+5	+2	+5	+2	2 + Int mod	6	+2 Dex
12th	7d8	+5	+2	+5	+2		6	Smoke form 20 rounds/day

Class Skills

The belkers class skills (and the key ability for each skill) are Craft (Int), Listen (Wis), Move Silently (Dex), Profession (Wis), and Spot (Wis).

On reaching Large size, a belker takes a 4 size penalty on Hide checks.

Class Features

All of the following are class features of the belker monster class.

Weapon and Armor Proficiency: Belkers are not proficient with any weapons, armor, or shields.

Feats: A belker receives one feat at 1st level and additional ones at 3rd and 9th level. It gains Weapon Finesse (wing) as a bonus feat at 5th level. After 12th level it gains feats normally according to its character level, as shown on Table 2-5: Experience and Level-Dependent Benefits.

Wings: The belker has two wing attacks that are natural weapons dealing the indicated damage plus Strength bonus.

Bite: Starting at 2nd level, the belker has a bite attack that is a natural weapon dealing the indicated damage plus 1/2 Strength bonus.

Claws: Upon reaching 4th level, the belker has two claw attacks that are natural weapons dealing the indicated damage plus 1/2 Strength bonus.

Smoke Form (Su): Most of the time a belker is more or less solid, but starting at 3rd level it can assume a smoke form for up to 5 rounds per day. It can switch forms once per round as a free action. A belker in smoke form can fly at its indicated fly speed. The ability is otherwise similar to a *gaseous form* spell cast by a 7th-level sorcerer. At 6th, 9th, and 12th level, the belker can assume smoke form for an additional 5 rounds per day.

Smoke Claws (Ex): Beginning at 8th level, a belker in smoke form can engulf opponents by moving on top of them. It fills the air around one opponent (which must be at least one size category smaller than it) without provoking an attack of opportunity. The target must succeed on a Fortitude save (DC 10 + 1/2 belker's HD from class levels + belker's Con modifier) or inhale part of the creature. Smoke inside the victim solidifies into a claw or talon and begins to rip at the surrounding organs, dealing triple claw damage per round (Strength modifier +0). The affected creature can attempt another Fortitude save each subsequent round to cough out the semivaporous menace.

CENTAUR

Monstrous Humanoid

Proud and noble beings with the strength and speed of horses and a fondness for archery, centaurs are guardians of the forest. Centaur tribes trade with many elven communities, and each agrees to protect the other in times of need. It is under agreements such as these that centaurs may be found traveling with bands of elves, lending their muscles and hooves to defend against evil creatures and despoilers.

The centaur is a strong class suitable for any player who enjoys nature-oriented characters. It has few special abilities and reasonable ability score modifiers, making a centaur character more than capable of holding its own in a fight compared to barbarians, fighters, and rangers. Over the levels of this class, a centaur's Strength and Constitution increase to an impressive level, it becomes faster and larger, and it deals more damage with its great hooves.

Racial Traits

- Starting Ability Score Adjustments: +2 Dex, -2 Int. Centaurs are quick and agile, but not as mentally adept as humans.
- Speed: Centaur land speed is 40 feet.
- Darkvision: Centaurs can see in the dark up to 60 feet.
- Automatic languages: Elven, Sylvan.
- Favored Class: Centaur and ranger. A centaur's centaur class level and ranger class level do not count when determining whether it takes an XP penalty for multiclassing.

Class Skills

The centaur's class skills (and the key ability for each skill) are Craft (Int), Hide (Dex), Listen (Wis), Move Silently (Dex), Profession (Wis), Spot (Wis), and Survival (Wis). On reaching Large size, a centaur takes a -4 size penalty on Hide checks.

Class Features

All of the following are class features of the centaur monster class.

Weapon and Armor Proficiency: Centaurs are proficient with all simple weapons, the heavy lance, and the mighty composite longbow, but with no armor or shields. Centaurs count as nonhumanoid creatures for the purpose of determining the cost of armor (see Chapter 7 of the *Player's Handbook*).

Feats: A centaur receives one feat at 1st level and another one at 4th level. After 6th level it gains feats normally according to its character level, as shown on Table 2-5: Experience and Level-Dependent Benefits.

TABLE A-10: THE CENTAUR

Level	Hit Dice	Base Attack Bonus	Fort Save	Ref Save	Will Save	Skill Points	CR	Special
1st	1d8	+1	+0	+2	+2	(2 + Int mod) × 4	1	Feat, +2 natural armor, 2 hooves 1d4
2nd	2d8	+2	+0	+3	+3	2 + Int mod	2	+2 Str, +2 Wis
3rd	2d8	+2	+0	+3	+3		2	+2 Str, +2 Con
4th	3d8	+3	+1	+3	+3	2 + Int mod	3	Feat, +2 Str, +2 Dex
5th	3d8	+3	+1	+3	+3		3	+2 Str, +2 Con, speed 50 ft.
6th	4d8	+4	+1	+4	+4	2 + Int mod	3	Large size (face 10 ft.), 2 hooves 1d6

Hooves: A centaur has two hoof attacks that are natural weapons dealing the indicated damage plus 1/2 Strength bonus.

DJINNI (GENIE)

Outsider (Air, Good)

In many campaigns that include an exotic desert land of flying carpets and scimitar-wielding thugs, the most exotic of all the land's features are often the magical djinni, outsiders from the Elemental Plane of Air and naturally inclined toward good. In some places they walk the land freely, not tied to a summoning device such as a lamp or ring, and pursue adventure just as a mortal would. Djinn are good characters for players who like to be effective in combat and still want to have a few magical tricks up their sleeve.

As an outsider, a djinni has a favorable base attack bonus and good saving throws in all three categories. The scaling of the class revolves around its special powers, particularly the whirlwind, *invisibility* and *plane shift* abilities. Adjusting ability score progression, slam damage, and acid resistance are simple enough, and the djinni has enough interesting abilities and ability score increases to give the class something intriguing at every level, particularly at the middle and higher levels of the class, where the Hit Dice fall behind the ECL.

Racial Traits

- Starting Ability Score Adjustments: +2 Dex, +2 Int. Djinn are quick and smart.
- Speed: Djinni land speed is 20 feet, fly speed 30 feet (perfect).
- Darkvision: Djinn can see in the dark up to 60 feet.
- Automatic Languages: Auran, Celestial, Common, and Ignan.
- Favored Class: Djinni. The best multiclassing choices for a djinni are fighter, rogue, sorcerer, and wizard.

Class Skills

The djinni's class skills (and the key ability for each skill) are Appraise (Int), Concentration (Con), Craft (Int), Escape Artist (Dex), Knowledge (nature) (Int), Listen (Wis), Move Silently (Dex), Profession (Wis), Sense Motive (Wis), Spellcraft (Int), and Spot (Wis).

On reaching Large size, a djinni takes a -4 size penalty on Hide checks.

Class Features

All of the following are class features of the djinni monster class.

Weapon and Armor Proficiency: Djinn are proficient with all simple and martial weapons but not with armor or shields.

Feats: A djinni receives one feat at 1st level and additional ones at 5th and 11th level. It receives Dodge as a bonus feat at 3rd level and Improved Initiative as a bonus feat at 4th level. After 13th level it gains feats normally according to its character level, as shown on Table 2-5: Experience and Level-Dependent Benefits.

Telepathy: A djinni can communicate telepathically with any creature within 100 feet that has a language.

Slam: A djinni has a slam attack that is a natural weapon dealing the indicated damage plus 1 1/2 times its Strength bonus. Djinn get iterative attacks (multiple attacks with the same weapon at a cumulative -5 penalty) with a slam.

Whirlwind (Su): Beginning at 4th level, a djinni can assume a whirlwind form. The ability is usable once per day at 4th level and three times per day at 8th level. A djinni of 12th level or higher can assume whirlwind form at will. See the djinni's *Monster Manual* entry for detailed rules about this ability.

Plane Shift (Sp): Starting at 5th level, a djinni can use *plane shift*. See the table for how the ability improves as the djinni gains levels.

Spell-Like Abilities: A djinni gains some spell-like abilities at 6th level and others at 9th level. Each of these abilities is usable once per day. A djinni's caster level is equal to its Hit Dice from class levels +13.

A djinni's *gaseous form* ability lasts for up to 1 hour.




TABLE A-11: THE DJINNI

Level	Hit Dice	Base Attack Bonus	Fort Save	Ref Save	Will Save	Skill Points	CR	Special
1st	1d8	+1	+2	+2	+2	(8 + Int mod) × 4	1	Feat, subtypes (air, chaotic, good), telepathy 100 ft.
2nd	1d8	+1	+2	+2	+2		1	Acid resistance 5, air mastery, +2 Wis, +1 natural armor
3rd	2d8	+2	+3	+3	+3	8 + Int mod	2	Dodge, +2 Str, <i>invisibility</i> at will (self only)
4th	2d8	+2	+3	+3	+3		2	Slam 1d4, whirlwind 1/day, +2 Dex, Improved Initiative
5th	3d8	+3	+3	+3	+3	8 + Int mod	2	Feat, acid resistance 10, +2 Str, <i>plane shift</i> 2/day (self only)
6th	3d8	+3	+3	+3	+3		2	+2 natural armor, +2 Con, <i>create food and water</i> 1/day, <i>create wine</i> 1/day, <i>gaseous form</i> 1/day
7th	4d8	+4	+4	+4	+4	8 + Int mod	3	Fly 60 ft. (perfect), +2 Str, +2 Dex, <i>plane shift</i> 2/day (1 passenger)
8th	4d8	+4	+4	+4	+4		3	Add resistance 15, whirlwind 3/day, +2 Wis
9th	5d8	+5	+4	+4	+4	8 + Int mod	4	Large size, reach 10 ft., +2 Str, <i>major creation</i> 1/day, <i>persistent image</i> 1/day, <i>wind walk</i> 1/day
10th	5d8	+5	+4	+4	+4		4	Slam 1d6, +2 Con, <i>plane shift</i> 2/day (3 passengers)
11th	6d8	+6/+1	+5	+5	+5	8 + Int mod	4	Feat, acid resistance 20, +3 natural armor
12th	6d8	+6/+1	+5	+5	+5		5	Whirlwind at will, +2 Dex, +2 Cha, <i>plane shift</i> at will (6 passengers)
13th	7d8	+7/+2	+5	+5	+5	8 + Int mod	5	Acid immunity, slam 1d8, +2 Cha, +2 Int

DRIDER

Aberration

Created by the spider goddess Lolth from her draw worshipers who fail a special test of loyalty and power, driders are outcasts from their society and often wander the Underdark looking for allies or like-minded individuals. Drider may be an appealing choice for players who like dark elves and like playing weird monsters. Driders are good in combat, good at spellcasting, and pretty good at sneaking around, making them well-rounded creatures suitable for most any role in an adventuring party.

The difficulty in balancing the class is that a drider casts spells as a character of its Hit Dice, which means that at most levels a drider gains, an automatic benefit of an increase in spellcasting, so its other strong abilities must be placed on levels where it doesn't gain a Hit Die. The drider progression increases ability scores, spellcasting, poison damage, and natural armor bonus.

Racial Traits

- Starting Ability Score Adjustments: +2 Dex, +2 Int, +2 Cha. The selection process that makes draw so powerful means that driders are powerful as well.
- Speed: Drider land speed is 30 feet, climb speed 15 feet. Like any creature with a climb speed, driders have a +8 racial bonus on Climb checks and can always take 10 when making Climb checks.
- Darkvision: Driders can see in the dark up to 120 feet.
- Automatic Languages: Common, Elven, and Undercommon.
- Favored Class: Drider.

Class Skills

The drider's class skills (and the key ability for each skill) are Climb (Str), Concentration (Con), Craft (Int), Hide (Dex), Listen (Wis), Move Silently (Dex), Profession (Wis), Spellcraft (Int), and Spot (Wis).

On reaching Large size, a drider takes a -4 size penalty on Hide checks.

Class Features

All of the following are class features of the drider monster class.

Weapon and Armor Proficiency: Since every drider is created from a cleric, sorcerer, or wizard, a drider has the same weapon and armor proficiencies as the spellcaster of the appropriate type. For example, a drider that was once a cleric is proficient with all simple weapons, with all armor, and with shields.

Feats: A drider receives two feats at 1st level and additional ones at 4th and 10th level. After 10th level it gains feats normally according to its character level, as shown on Table 2-5: Experience and Level-Dependent Benefits.

Bite: Starting at 2nd level, a drider has a bite attack that is a natural weapon dealing the indicated damage plus 1/2 Strength bonus.

Spell Resistance (Ex): Starting at 6th level, a drider gains spell resistance equal to 4 + class level.

Poison (Ex): The drider's bite injects a poison that deals the indicated primary and secondary damage (DC 10 + 1/2 drider's HD from class levels + drider's Con modifier).

Spell-Like Abilities: 1/day *clairaudience/clairvoyance, dancing tights, darkness, detect chaos, detect evil, detect good, detect law, detect magic, discern lies, dispel magic, fame fire, levitate, and suggestion*. A drider's caster level is equal to its Hit Dice from class levels. The DC for saving throws against these abilities is 10 + drider's Cha modifier + spell level.

Spells: All driders have the ability to cast spells either as a cleric, sorcerer, or wizard (chosen at 1st level). The drider casts spells as a character of its Hit Dice. Most drider clerics still worship Lolth and choose two domains from her list (Chaos, Destruction, Evil, and Trickery).

EARTH ELEMENTAL, LARGE

Elemental (Earth)

Formed of the essence of stone, earth elementals are strong, patient, and enduring. Their rocky fists can beat enemies to a pulp, and they have an innate understanding of how best to crush a landbound opponent. Earth elementals are natural fighters or even barbarians, but they are too slow and dumb to be much good at anything else. The earth elemental class begins with a Small elemental that eventually progresses to Large size.

An earth elemental has only three special abilities, two of which are low-powered enough to grant at low level. The third special ability, damage reduction, is shifted to the

TABLE A-12: THE DRIDER

Level	Hit Dice	Base Attack Bonus	Fort Save	Ref Save	Will Save	Skill Points	CR	Special
1st	1d8	+0	+0	+0	+2	(2 + Int mod) × 4	1	Feat, spells, +2 natural armor, spells (as Clr 1, Sor 1 or Wiz 1)
2nd	2d8	+1	+0	+0	+3	2 + Int mod	2	Bite 1d4, poison (1d3 Str, 1d3 Str), +2 Str, spells (as Clr 2, Sor 2, or Wiz 2)
3rd	2d8	+1	+0	+0	+3		2	Spell like abilities, +2 Wis
4th	3d8	+2	+1	+1	+3	2 + Int mod	2	Feat, +4 natural armor, +2 Dex, spells (as Clr 3, Sor 3, or Wiz 3)
5th	3d8	+2	+1	+1	+3		3	Poison (1d4 Str, 1d4 Str), +2 Con
6th	4d8	+3	+1	+1	+4	2 + Int mod	3	+2 Int, +2 Wis, spell resistance, spells (as Clr 4, Sor 4, or Wiz 4)
7th	4d8	+3	+1	+1	+4		4	+6 natural armor, +2 Con, +2 Cha
8th	5d8	+3	+1	+1	+4	2 + Int mod	5	Large size (face 10ft.), +2 Str, spells (as Clr 5, Sor 5, or Wiz 5)
9th	5d8	+3	+1	+1	+4		6	Poison (1d6 Str, 1d6 Str), +2 Wis
10th	6d8	+4	+2	+2	+5	2 + Int mod	7	Feat, +2 Con, +2 Cha, spells (as Clr 6, Sor 6, or Wiz 6)

higher portion of the class progression because it is a significant ability and is something that the Medium-size elemental does not have. The rest of the class features are predominantly ability score increases, natural armor improvements, and increases to the elemental's slam damage.

Racial Traits

- Starting Ability Score Adjustments: +4 Str, 2 Dex, 4 Int. Earth elementals are immensely strong, but ponderous in action and thought.
- Small: As Small creatures, earth elementals gain a +1 size bonus to Armor Class, a +1 size bonus on attack rolls, and a +4 size bonus on Hide checks, but they must use smaller weapons than Medium-size creatures do, and their lifting and carrying limits are three-quarters of those of Medium-size characters.
- Speed: Earth elemental land speed is 20 feet.
- Dark vision: Earth elementals can see in the dark up to 60 feet.
- Elemental: Earth elementals are immune to poison, sleep, paralysis, and stunning, and they are not subject to critical hits.
- Automatic Languages: Terran.
- Favored Class: Earth elemental. The best multiclassing choices for an earth elemental are barbarian and fighter.

Class Skills

The earth elemental's class skills (and the key ability for each skill) are Craft (Int), Listen (Wis), Profession (Wis), and Spot (Wis).

On reaching Medium-size, an earth elemental loses its +4 size bonus on Hide checks.

On reaching large size, an earth elemental takes a 4 size penalty on Hide checks.

Class Features

All of the following are class features of the earth elemental monster class.

Weapon and Armor Proficiency: Earth elementals are not proficient with any weapons, armor, or shields.

Feats: An earth elemental receives one feat at 1st level and additional ones at 3rd and 8th level. It gains Power Attack as a bonus feat at 1st level. After 13th level it gains feats normally according to its character level, as shown

on Table 2-5: Experience and Level-Dependent Benefits.

Slam: The earth elemental has a slam attack that is a natural weapon dealing the indicated damage plus 1 1/2 times its Strength bonus.

Earth Mastery: An earth elemental gains a +1 bonus on attacks and damage if both it and its foe touch the ground. If an opponent is airborne or waterborne, the earth elemental takes a 4 penalty on attack and damage rolls.

Push: An earth elemental can start a bull rush maneuver without provoking an attack of opportunity. The combat modifiers from the earth mastery ability also apply to its opposed Strength checks.

EFREETI (GENIE)

Outsider (Evil, Fire)

Like their cousins the djinn, efreet have all of the mystique of the lands of swirling sands and flying carpets, plus a treasure chest of magical powers and physical ability. Efreet make excellent fighters, rogues, sorcerers, and wizards. Efreet are appealing character choices to players who like to be devastating in melee combat and still have a few magical abilities for use in situations where sheer brawn is insufficient.

Efreet are strong and powerful with several spell-like abilities. Building the monster class involves spacing out the availability and use of the spell-like abilities and distributing the ability score increases across all the class's levels. By far the class's most powerful ability is *wish*, which does not become available until an efreeti reaches 18th level and initially at a smaller number of uses per day than a wizard of the same level.

Racial Traits

- Starting Ability Score Adjustments: +2 Str, +2 Con. Sometimes said to be made of bronze and flame, efreet are built physically tough to withstand the harsh environment of their home plane.
- Speed: Efreeti land speed is 20 feet.
- Darkvision: Efreet can see in the dark up to 60 feet.
- Automatic Languages: Auran, Common, Ignan, and Infernal.
- Favored Class: Efreeti. The best multiclassing choices for an efreeti are barbarian, fighter, sorcerer, and wizard.

TABLE A-13: THE EARTH ELEMENTAL

Level	Hit Dice	Base Attack Bonus	Fort Save	Ref Save	Will Save	Skill Points	CR	Special
1st	1d8	+0	+2	+0	+0	(2 + Int mod) × 4	1	Earth subtype, feat, slam 1d6, earth mastery, earth movement, +3 natural armor, Power Attack
2nd	2d8	+1	+3	+0	+0	2 + Int mod	1	Push, +2 Str
3rd	3d8	+2	+3	+1	+1	2 + Int mod	2	Feat, +2 Con
4th	4d8	+3	+4	+1	+1	2 + Int mod	2	Medium size, +2 Str, +5 natural armor
5th	4d8	+3	+4	+1	+1		2	+2 Con, slam 1d8
6th	5d8	+3	+4	+1	+1	2 + Int mod	3	+2 Str
7th	5d8	+3	+4	+1	+1		3	+2 Con, +7 natural armor
8th	6d8	+4	+5	+2	+2	2 + Int mod	3	Feat, +2 Str
9th	6d8	+4	+5	+2	+2		4	DR 5/+1, slam 2d6
10th	7d8	+5	+5	+2	+2	2 + Int mod	4	+2 Str, +9 natural armor
11th	7d8	+5	+5	+2	+2		4	+2 Con
12th	8d8	+6/+1	+6	+2	+2	2 + Int mod	S	Large size, reach 10ft. DR 10/+1
13th	8d8	+6/+1	+6	+2	+2		5	Slam 2d8, +10 natural armor

Class Skills

The efreeti's class skills (and the key ability for each skill) are Bluff (Cha), Concentration (Con), Craft (Int), Escape Artist (Dex), Intimidate (Cha), Listen (Wis), Move Silently (Dex), Profession (Wis), Sense Motive (Wis), Spellcraft (Int), and Spot (Wis).

On reaching Large size, an efreeti takes a $\frac{1}{4}$ size penalty on Hide checks.

Class Features

All of the following are class features of the efreeti monster class.

Weapon and Armor Proficiency: Efreet are proficient with all simple and martial Weapons but not with armor or shields.

Feats: An efreeti receives one feat at 1st level and additional ones at 5th, 11th, and 17th level. It also receives Improved Initiative as a bonus feat at 14th level. After 19th level it gains feats normally according to its character level, as shown on Table 2-5: Experience and Level-Dependent Benefits.

Slam: An efreeti has a slam attack that is a natural weapon dealing the indicated damage plus $1\frac{1}{2}$ times its Strength bonus. Efreet get iterative attacks (multiple attacks with the same weapon at a cumulative $\frac{1}{2}$ penalty) with a slam.

Telepathy: An efreeti can communicate telepathically with any creature within 100 feet that has a language.

Heat (Ex): The efreeti's red-hot body deals the indicated amount of fire damage in addition to normal damage when it hits in melee with a slam, or when grappling, and each round it maintains a hold.

Spell-Like Abilities: An efreeti gains spell-like abilities at 2nd, 3rd, 4th, 6th, 8th, 12th, and 18th level. Each of these abilities is usable either once per day or at will, as indicated. At 19th level, an efreeti can use *wish* three times per day instead of once. An efreeti's caster level is equal to its Hit

Dice from class levels + 8. An efreeti's *gaseous form* ability lasts for up to 1 hour.

Plane Shift (Sp): Starting at 5th level, an efreeti can use *plane shift*. The table indicates how the ability improves as the efreeti gains levels.

ETTERCAP

Aberration

Weird, spiderlike creatures, ettercaps are cunning but not particularly strong or intelligent. They are good at sneaking about, and if dressed in a heavy cloak, one can pass for a fat, squat human. They have few interests other than eating and breeding, but it is possible to find a wandering ettercap in search of a mate or a particularly large meal. Ettercaps are fun characters for players who like things a little weird and like arachnid monsters.

The bulk of an ettercap's power comes from its debilitating poison, which is handy for those wanting to capture prisoners for interrogation. Its ability to make webs is useful when an area can be prepared in anticipation of an attack, and it has a strong bite attack and good Hit Dice. Although not the best fighters, ettercaps make good second-rank allies that fill the role of a rogue, using poison instead of a sneak attack and carrying a natural supply of rope and nets.

Racial Traits

- Starting Ability Score Adjustments: +4 Dex, $\frac{1}{4}$ Int, $\frac{1}{2}$ Cha. Like the vermin they resemble and live with, ettercaps are quick but not too smart or personable.
- Speed: Ettercap land speed is 30 feet, with a climb speed of 30 feet. Like any creature with a climb speed, ettercap have a +8 racial bonus on Climb checks, and can always take 10 when making Climb checks.
- Darkvision: Ettercaps can see in the dark up to 60 feet.
- Low-Light Vision: Ettercaps can see twice as far as a human in starlight, moonlight, torchlight, and similar

TABLE A-14: THE EFREETI

Level	Hit Dice	Base Attack Bonus	Fort Save	Ref Save	Will Save	Skill Points	CR	Special
1st	1d8	+1	+2	+2	+2	(8 + Int mod) \times 4	1	Feat, subtypes (evil, fire, lawful), slam 1d4, telepathy 100 ft.
2nd	1d8	+1	+2	+2	+2		1	Heat 1, +2 natural armor, <i>detect magic</i> 1/day, <i>enlarge</i> 1/day
3rd	2d8	+2	+3	+3	+3	8 + Int mod	2	+2 Str, <i>produce flame</i> at will, <i>pyrotechnics</i> at will
4th	2d8	+2	+3	+3	+3		2	Heat 1d3, fly 40 ft. (perfect), <i>invisibility</i> 1/day
5th	3d8	+3	+3	+3	+3	8 + Int mod	2	Feat, slam 1d6, <i>plane shift</i> 2/day (self only)
6th	3d8	+3	+3	+3	+3		3	+4 natural armor, <i>gaseous form</i> 1/day
7th	4d8	+4	+4	+4	+4	8 + Int mod	3	<i>Plane shift</i> 2/day (1 passenger), +2 Str, +2 Wis
8th	4d8	+4	+4	+4	+4		4	Heat 1d6, <i>polymorph self</i> 1/day, <i>wall of fire</i> 1/day
9th	5d8	+5	+4	+4	+4	8 + Int mod	4	Slam 1d8, <i>plane shift</i> 2/day (3 passengers)
10th	5d8	+5	+4	+4	+4		4	Large size, reach 10 ft., +6 natural armor, +2 Con, +2 Cha
11th	6d8	+6/+1	+5	+5	+5	8 + Int mod	5	Feat, <i>plane shift</i> at will (6 passengers)
12th	6d8	+6/+1	+5	+5	+5		5	+2 Wis, <i>permanent image</i> 1/day
13th	7d8	+7/+2	+5	+5	+5	8 + Int mod	5	+2 Str, +2 Dex
14th	7d8	+7/+2	+5	+5	+5		6	Improved Initiative
15th	8d8	+8/+3	+6	+6	+6	8 + Int mod	6	+2 Dex, +2 Int
16th	8d8	+8/+3	+6	+6	+6		7	+2 Cha
17th	9d8	+9/+4	+6	+6	+6	8 + Int mod	7	Feat, +2 Str
18th	9d8	+9/+4	+6	+6	+6		8	+2 Dex, <i>wish</i> 1/day
19th	10d8	+10/+5	+7	+7	+7	8 + Int mod	8	+2 Str, <i>wish</i> 3/day

conditions of poor illumination. They retain the ability to distinguish color and detail under these conditions.

- Skills: +4 racial bonus on Hide checks and Spot checks in shadow.
- Automatic Languages: Common.
- Favored Class: Ettercap. The best multiclassing choice for an ettercap is rogue, and ettercaps also make good monks.

Class Skills

The ettercap's class skills (and the key ability for each skill) are Climb (Str), Craft (Int), Hide (Dex), Listen (Wis), Profession (Wis), and Spot (Wis).

Class Features

All of the following are class features of the ettercap monster class.

Weapon and Armor Proficiency: Ettercaps are not proficient with any weapons, armor, or shields.

Feats: An ettercap receives one feat at 1st level and another one at 5th level. After 9th level it gains feats normally according to its character level, as shown on Table 2-5: Experience and Level-Dependent Benefits.

Bite: An ettercap has a bite attack that is a natural weapon dealing the indicated damage plus Strength bonus.

Poison (Ex): The ettercap's bite injects a poison that deals the indicated primary and secondary damage (DC 10 + 1/2 ettercap's HD from class levels + ettercap's Con modifier).

Claws: Starting at 2nd level, an ettercap has two claw attacks that are natural weapons dealing the indicated damage plus 1/2 Strength bonus.

Web (Ex): Beginning at 2nd level, ettercaps are able to spin sticky webs suitable for combat. These work like nets (see Chapter 7 of the *Player's Handbook*) and have the abilities given in the *Monster Manual* ettercap description. Spinning and throwing the web is a standard action. At first the ettercap can use this ability only one time per day; at 5th, 7th, and 9th level this increases to two, four, and eight times per day.

FIRE ELEMENTAL, LARGE

Elemental (Fire)

These beings of sentient, animate fire are capable of incredible destruction, able to burn an entire village with a minimum of effort. The fascination of fire and the strangeness of being an elemental creature are two strong attractions of this monster class, and a fire elemental player character can make a powerful fighter or even a respectable sorcerer, particularly if the character focuses on "ground-zero" fire magic. When part of a



TABLE A-15: THE ETTERCAP

Level	Hit Dice	Base Attack Bonus	Fort Save	Ref Save	Will Save	Skill Points	CR	Special
1st	1d8	+0	+0	+0	+2	(2 + Int mod) × 4	1	Feat, +1 natural armor, bite 1d6, poison (1d4 Dex, 1d4 Dex)
2nd	1d8	+0	+0	+0	+2		1	Web 1/day, 2 claws 1d3
3rd	2d8	+1	+0	+0	+3	2 + Int mod	2	+2 Con
4th	2d8	+1	+0	+0	+3		2	Web 2/day, +2 Wis
5th	3d8	+2	+1	+1	+3	2 + Int mod	3	Feat, bite 1d8, poison (1d6 Dex, 1d6 Dex)
6th	3d8	+2	+1	+1	+3		3	+2 Dex
7th	4d8	+3	+1	+1	+4	2 + Int mod	3	Web 4/day
8th	4d8	+3	+1	+1	+4		4	+2 Wis, poison (1d6 Dex, 2d6 Dex)
9th	5d8	+3	+1	+1	+4	2 + Int mod	4	Web 8/day

group that does not mind some reckless action and collateral damage, a fire elemental can be a valuable party member. The fire elemental class begins with a Small elemental that eventually progresses to Large size.

Creating the fire elemental monster class is centered on the creature's attack ability. While its slam does a respectable amount of damage, it is the additional fire damage and potential for igniting the target that really make the elemental's attacks dangerous. The fire elemental also has favorable ability score modifiers that must accrue over several levels, and at the highest levels in the class it gains enough damage reduction to negate most attacks from weak creatures.

Racial Traits

- **Starting Ability Score Adjustments:** +4 Dex, 4 Int. Fire elementals are remarkably nimble but can be as mindless as normal fires.
- **Small:** As Small creatures, fire elementals gain a +1 size bonus to Armor Class, a +1 size bonus on attack rolls, and a +4 size bonus on Hide checks, but they must use smaller weapons than Medium-size creatures do, and their lifting and carrying limits are three-quarters of those of Medium-size characters.
- **Speed:** Fire elemental land speed is 50 feet.
- **Darkvision:** Fire elementals can see in the dark up to 60 feet.
- **Automatic Languages:** Ignan.
- **Elemental:** Fire elementals are immune to poison, *sleep*, paralysis, and stunning, and they are not subject to critical hits.
- **Favored Class:** Fire elemental. The best multiclassing choices for a fire elemental are fighter, barbarian, and rogue.

Class Skills

The fire elemental's class skills (and the key ability for each skill) are Craft (Int), Listen (Wis), Profession (Wis), and Spot (Wis).

On reaching Medium-size, a fire elemental loses its +4 size bonus on Hide checks.

On reaching Large size, a fire elemental takes a 4 size penalty on Hide checks.

Class Features

All of the following are class features of the fire elemental monster class.

Weapon and Armor Proficiency: Fire elementals are not proficient with any weapons, armor, or shields.

Feats: A fire elemental receives one feat at 1st level and additional ones at 3rd and 9th level. It gains Improved Initiative as a bonus feat at 1st level and Weapon Finesse (slam) as a bonus feat at 2nd level. After 14th level it gains feats normally according to its character level, as shown on Table 2-5: Experience and Level-Dependent Benefits.

Slam: The elemental has a slam attack that is a natural weapon dealing the indicated damage plus 1 1/2 times its Strength bonus to the normal (nonfire) damage. For example, a 1st-level fire elemental with 12 Strength deals 1d4+1 points of damage plus 1d4 points of fire damage with a slam.

Fire Subtype (Ex): A fire elemental is immune to fire damage and takes a 10 penalty on saves against cold attacks. If a cold attack does not allow a saving throw, the creature takes double damage instead.

Burn (Ex): When a fire elemental reaches 2nd level, a creature hit by its slam attack must succeed on a Reflex saving throw (DC 10 + 1/2 fire elemental's HD from class levels + fire elemental's Con modifier) or catch on fire. A burning creature can take a move-equivalent action to put out the flames. Creatures hitting a fire elemental with natural weapons or unarmed attacks take fire damage as though hit by the elemental's attack, and also catch fire unless they succeed on a Reflex save.

Water Avoidance: A fire elemental cannot enter water or any other nonflammable liquid. A body of water is an impassible barrier unless the elemental can step or jump over it.

FIRE GIANT

Giant (Fire)

Of great size and physical strength, fire giants are the most militaty-minded of all evil giants and the most likely to use quality weapons and armor. Raised in a strict hierarchy of family and clan status, fire giants are used to taking orders and can fit in quite well with a group of adventurers once they have established their place in the pecking order. Fire giants can withstand ballista bolts and powerful fireballs without

TABLE A-16: THE FIRE ELEMENTAL

Level	Hit Dice	Base Attack Bonus	Fort Save	Ref Save	Will Save	Skill Points	CR	Special
1st	1d8	+0	+0	+2	+0	(2 + Int mod) × 4	1	Fire subtype, feat, water avoidance, slam 1d4 plus 1d4 fire, +3 natural armor, Improved Initiative
2nd	2d8	+1	+0	+3	+0	2 + Int mod	1	Burn, Weapon Finesse (slam), +2 Dex
3rd	3d8	+2	+1	+3	+1	2 + Int mod	1	Feat, +2 Con
4th	4d8	+3	+1	+4	+1	2 + Int mod	2	+2 Str
5th	4d8	+3	+1	+4	+1		2	Medium size, +2 Con
6th	4d8	+3	+1	+4	+1		2	Slam 1d6 plus 1d6 fire, +2 Dex
7th	5d8	+3	+1	+4	+1	2 + Int mod	3	+2 Con
8th	5d8	+3	+1	+4	+1		3	+2 Dex
9th	6d8	+4	+2	+5	+2	2 + Int mod	3	Feat, slam 1d8 plus 1d8 fire
10th	6d8	+4	+2	+5	+2		4	+2 Str
11th	7d8	+5	+2	+5	+2	2 + Int mod	4	+4 natural armor
12th	7d8	+5	+2	+5	+2		4	Slam 2d6 plus 2d6 fire
13th	8d8	+6/+1	+2	+6	+2	2 + Int mod	5	Large size, reach 10 ft.
14th	8d8	+6/+1	+2	+6	+2		5	DR 5/+1

TABLE A-17: THE FIRE GIANT

Level	Hit Dice	Base Attack Bonus	Fort Save	Ref Save	Will Save	Skill Points	CR	Special
1st	1d8	+0	+2	+0	+0	(2 + Int mod) × 4	1	Fire subtype, feat, +2 natural armor
2nd	2d8	+1	+3	+0	+0	2 + Int mod	1	
3rd	3d8	+2	+3	+1	+1	2 + Int mod	2	Feat, +2 Con
4th	3d8	+2	+3	+1	+1		2	+2 Str, +4 natural armor
5th	4d8	+3	+4	+1	+1	2 + Int mod	3	Rock throwing (1d6, 30 ft. range increment), 2 Dex
6th	5d8	+3	+4	+1	+1	2 + Int mod	3	+2 Str, rock catching
7th	5d8	+3	+4	+1	+1		4	+2 Con, +6 natural armor
8th	6d8	+4	+5	+2	+2	2 + Int mod	4	Feat, +2 Str
9th	7d8	+5	+5	+2	+2	2 + Int mod	4	Rock throwing (1d8, 60 ft. range increment)
10th	8d8	+6/+1	+6	+2	+2	2 + Int mod	5	+2 Str
11th	8d8	+6/+1	+6	+2	+2		5	Large size, reach 10 ft., +2 Con, +8 natural armor
12th	9d8	+6/+1	+6	+3	+3	2 + Int mod	6	Feat, +2 Str
13th	10d8	+7/+2	+7	+3	+3	2 + Int mod	6	
14th	11d8	+8/+3	+7	+3	+3	2 + Int mod	7	Rock throwing (2d6, 120 ft. range increment), +2 Str
15th	12d8	+9/+4	+8	+4	+4	2 + Int mod	7	Feat, +2 Con
16th	13d8	+9/+4	+8	+4	+4	2 + Int mod	8	+2 Str
17th	13d8	+9/+4	+8	+4	+4		8	+2 Con
18th	14d8	+10/+5	+9	+4	+4	2 + Int mod	9	+2 Str
19th	15d8	+11/+6/+1	+9	+5	+5	2 + Int mod	10	Feat

flinching, and the toughest ones have been known to singly take on dragons of their own size and live to talk about it. Fire giants have few special abilities. Their fire immunity takes effect early, leaving only reach and the ability to throw rocks as ranged weapons, neither of which is particularly unusual for creatures of their size and Hit Dice. The Hit Dice and ability scores increase from level 1 to the final ECL of 19. Fire giants are so strong and tough that they have an ability score increase at almost every level, which makes a fire giant attractive even though it doesn't gain the feats or special abilities of a fighter or other martial class.

Racial Traits

- Starting Ability Score Adjustments: +4 Str. Fire giants are very strong and become even stronger as they mature.
- Speed: Fire giant land speed is 40 feet.
- Darkvision: Fire giants can see in the dark up to 60 feet.
- Automatic languages: Common, Giant.
- Favored Class: Fire giant. The best multiclassing choice for a fire giant is fighter.
- Patron Deity: Surtur, deity of all fire giants. Most fire giants that multiclass as clerics worship Surtur, a fire giant of immense size with a sword of flame, and choose two domains from his list (Evil, Law, Trickery, and War).

Class Skills

The fire giant's class skills (and the key ability for each skill) are Climb (Str), Craft (Int), Jump (Str), Profession (Wis), and Spot (Wis).

On reaching Large size, a fire giant takes a 4 size penalty on Hide checks.

Class Features

All of the following are class features of the fire giant monster class.

Weapon and Armor Proficiency: Fire giants are proficient with all simple and martial weapons, with light and medium armor, and with shields.

Feats: A fire giant receives one feat at 1st level and additional ones at 3rd, 8th, 12th, 15th, and 19th level. After 19th level it gains feats normally according to its character level, as shown on Table 2-5: Experience and Level-Dependent Benefits.

Fire Subtype (Ex): A fire giant is immune to fire damage and takes a 10 penalty on saves against cold attacks. If a cold attack does not allow a saving throw, the creature takes double damage instead.

Rock Throwing (Ex): Fire giants have a +1 racial bonus on attack rolls when throwing rocks. A giant can throw a rock for the indicated damage plus Strength bonus. A rock's maximum range is five range increments.

Rock Catching (Ex): A fire giant can catch Small, Medium-size, or Large rocks (or similar projectiles). Once per round, a fire giant that would normally be hit by a rock can make a Reflex save to catch it as a free action. The DC is 15 for a Small rock, 20 for a Medium-size one, and 25 for a Large one. (If the projectile has a magical bonus to attack, the DC increases by that amount.) The giant must be ready for and aware of the attack.

FLAMEBROTHER (SALAMANDER)

Outsider (Fire)

Like their larger cousins, flamebrother salamanders are quasi-serpentine creatures from the Elemental Plane of Fire. Gifted with a natural talent for metalworking and quite effective in combat with their multiple attacks and constant fire damage, flamebrothers are a good choice for players who want a monster with a low starting ECL yet with some exotic abilities. A flamebrother sometimes joins an adventuring party after being brought to the Material Plane by *lesser planar ally* spells and then choosing to remain on this plane after completing its mission.

The building blocks of the flamebrother monster class are its immunity to fire, strong natural armor, ability score increases, constrict ability, and additional fire damage to its attacks. Damage from heat starts out low and increases

slightly at the end of the class. The constrict ability is gained in the middle of the class progression.

Racial Traits

- Starting Ability Score Adjustments: +2 Int, +2 Wis. Flamebrothers are smart and alert.
- Small: As Small creatures, flamebrothers gain a +1 size bonus to Armor Class, a +1 size bonus on attack rolls, and a +4 size bonus on Hide checks, but they must use smaller weapons than Medium-size creatures do, and their lifting and carrying limits are three-quarters of those of Medium-size characters.
- Weapon Familiarity: Flamebrothers treat the salamander halfspear (see Chapter 5: Equipment) as a martial weapon rather than as an exotic weapon.
- Speed: Flamebrother land speed is 20 feet.
- Darkvision: Flamebrothers can see in the dark up to 60 feet.
- Skills: +4 racial bonus on Craft (metalworking) checks.
- Automatic Languages: Ignan.
- Favored Class: Flamebrother.

Class Skills

The flamebrother's class skills (and the key ability for each skill) are Craft (Int), Escape Artist (Dex), Hide (Dex), Listen (Wis), Profession (Wis), Search (Int), and Spot (Wis).

Class Features

All of the following are class features of the flamebrother monster class.

Weapon and Armor Proficiency: Flamebrothers are proficient with all simple and martial weapons, but not with armor or shields.

Feats: A flamebrother receives one feat at 1st level and another one at 5th level. After 7th level it gains feats normally according to its character level, as shown on Table 2 5: Experience and Level-Dependent Benefits.

Tail Slap: The flamebrother has a tail slap attack that is a natural weapon dealing the indicated damage plus 1/2 Strength bonus.

Fire Subtype (Ex): A flamebrother is immune to fire damage and takes a 10 penalty on saves against cold attacks. If a cold attack does not allow a saving throw, the creature takes double damage instead.

Heat (Ex): A flamebrother's body generates so much heat that its natural attacks and attacks with metal weapons deal the indicated amount of fire damage in addition to the damage dealt by the attack.

Constrict (Ex): A flamebrother deals automatic tail slap damage (including fire damage) with a successful grapple check against creatures of up to Medium-size.

FLESH GOLEM

Construct

Usually created as guardians by spellcasters or perhaps some lunatic with the proper tools, flesh golems are unique creations, each with its own story and purpose. Those rare few that gain a spark of actual intelligence and manage to wrest themselves free of their masters are one in a million and are often haunted by images of their past. Flesh golems are interesting character choices for players that wish to explore the "misunderstood formerly human monster" stereotype, as well as those that simply enjoy near-invulnerability and powerful melee skills.

The core of the flesh golem character class is its immunities. The construct template and its energy immunities are with the class from the start, but are balanced by its poor attack bonus and saving throws and the risk of instant death if brought to 0 hit points. Over time the golem's resistance to magic builds up in the form of spell resistance, eventually becoming complete magic immunity. The rest of the class's abilities are based on increasing its ability scores, natural armor, damage reduction, and slam damage, which progress at a linear rate. Upon attaining the last few levels of the class, the golem grows to its full size and gains an extended reach.

Racial Traits

- Starting Ability Score Adjustments: 2 Dex, 6 Int, Con, Cha 1. Flesh golems are dead flesh given a semblance of life through magic, but are not as fast or smart as truly living things. As a construct, a flesh golem does not have a Constitution score. The flesh golem's Charisma score of 1 is permanent. It cannot be increased by any means.
- Construct: A flesh golem is immune to mind-affecting effects, poison, disease, and similar effects. It is not subject to critical hits, subdual damage, ability damage, energy drain, or death from massive damage. While constructs do not heal damage naturally through rest, a flesh golem character can. A flesh golem is immune to any effect that requires a Fortitude save unless it affects objects. When a flesh golem is reduced to 0 hit points, it is immediately destroyed. A destroyed golem can be reanimated with a *limited wish*, *wish*, or *miracle* spell (the first spell causes the golem to lose a level; the latter two do not).

TABLE A-18: THE FLAMEBROTHER

Level	Hit Dice	Base Attack Bonus	Fort Save	Ref Save	Will Save	Skill Points (8 + Int mod) × 4	CR	Special
1st	1d8	+1	+2	+2	+2	(8 + Int mod) × 4	1	Fire subtype, feat, +3 natural armor, tail slap 1d4, heat 1d2, weapon familiarity
2nd	2d8	+2	+3	+3	+3	8 + Int mod	1	Heat 1d4, +2 Str
3rd	2d8	+2	+3	+3	+3		1	+5 natural armor, +2 Cha
4th	2d8	+2	+3	+3	+3		2	Constrict, +2 Dex
5th	3d8	+3	+3	+3	+3	8 + Int mod	2	Feat, +7 natural armor, +2 Int
6th	3d8	+3	+3	+3	+3		2	+2 Con
7th	3d8	+3	+3	+3	+3		2	Heat 1d6, +2 Wis

TABLE A-19: THE FLESH GOLEM

Level	Hit Dice	Base Attack Bonus	Fort Save	Ref Save	Will Save	Skill Points	CR	Special
1st	1d10	+0	+0	+0	+0	(2 + Int mod) × 4	1	Feat, 2 slams 1d4, +3 natural armor, energy vulnerability, berserk
2nd	2d10	+1	+0	+0	+0	2 + Int mod	2	+2 Str, spell resistance
3rd	3d10	+2	+1	+1	+1	2 + Int mod	2	Feat, 2 slams 1d6, +4 natural armor
4th	4d10	+3	+1	+1	+1	2 + Int mod	3	
5th	4d10	+3	+1	+1	+1		3	+2 Str, +5 natural armor
6th	5d10	+3	+1	+1	+1	2 + Int mod	3	DR 5/+1
7th	5d10	+3	+1	+1	+1		4	2 slams 1d8, +6 natural armor
8th	6d10	+4	+2	+2	+2	2 + Int mod	4	Feat, +2 Str, +2 Int
9th	6d10	+4	+2	+2	+2		5	Magic immunity, +7 natural armor
10th	7d10	+5	+2	+2	+2	2 + Int mod	5	2 slams 1d10
11th	7d10	+5	+2	+2	+2		6	+2 Str, +8 natural armor
12th	8d10	+6/+1	+2	+2	+2	2 + Int mod	6	2 slams 2d6, +2 Int
13th	8d10	+6/+1	+2	+2	+2		6	+9 natural armor
14th	9d10	+6/+1	+3	+3	+3	2 + Int mod	7	Feat, +2 Str, 2 slams 2d8, Large size, reach 10 ft
15th	9d10	+6/+1	+3	+3	+3		7	+10 natural armor

- **Energy Immunity:** A flesh golem takes no damage from acid, cold, electricity, fire, or sonic attacks. However, certain energy attacks can affect it (see below).
- **Speed:** Flesh golem land speed is 30 feet. Golems cannot run.
- **Darkvision:** Flesh golems can see in the dark up to 60 feet.
- **Automatic languages:** Common.
- **Favored Class:** Flesh golem. The best multiclassing choice for a flesh golem is fighter.

Class Skills

As a construct, the flesh golem receives no class skills or skill points. Once a flesh golem multiclasses after 15th level, it receives skill points normally for its other classes. On reaching Large size, a flesh golem takes a 4 size penalty on Hide checks.

Class Features

All of the following are class features of the flesh golem monster class.

Weapon and Armor Proficiency: A flesh golem has no proficiency with weapons, armor, or shields.

Feats: A flesh golem receives one feat at 1st level and additional ones at 3rd, 8th, and 14th level. After 15th level it gains feats normally according to its character level, as shown on Table 2-5: Experience and Level-Dependent Benefits.

Slam: A flesh golem has two slam attacks that are natural weapons, dealing the indicated damage plus Strength bonus.

Energy Vulnerability (Ex): While flesh golems are not damaged by any energy attack, certain energy attacks from a magical source affect them in strange ways. Spells, spell-like abilities, and supernatural abilities that create cold or fire cause them to *slow* (as the spell) for 2d6 rounds. Those that create electricity heal a flesh golem 1 hit point for every 3 points of damage the electricity would otherwise deal. For example, a flesh golem hit by a *lightning bolt* for 18 points of damage would instead heal 6 hit points. Flesh golems never roll saving throws against electricity effects.

Berserk (Ex): When a flesh golem enters combat, there

is a cumulative 1% chance each round that the spirit that gives it a semblance of life goes berserk. The uncontrolled golem goes on a rampage, attacking the nearest living creature or smashing some object smaller than itself if no creature is within reach, then moving on to spread more destruction. A golem stops berserking when it has no creatures or appropriate objects within its line of sight. The golem's creator, if within 60 feet, can try to regain control by speaking firmly and persuasively to the golem, which requires a successful Charisma check (DC 19) and can be attempted every round. It takes 1 minute of rest by the golem to reset the golem's berserk chance to 0%.

Spell Resistance (Ex): Starting at 2nd level, a flesh golem gains spell resistance equal to its class level +10.

Magic Immunity (Su): At 9th level, a flesh golem becomes immune to all spells, spell-like abilities, and supernatural abilities (except fire, cold, and electricity effects, as described in the Energy Vulnerability entry). This ability supersedes the golem's spell resistance ability.

FROST GIANT

Giant (Cold)

Like fire giants, frost giants are big, strong, and mean. Unlike fire giants, they are reckless and wantonly destructive, more likely to fight as a loose horde than in strict military formation. Their rebellious nature makes it likely for individual giants to strike out on their own to escape a tribal rival and come into contact with groups of adventurers. Frost giants are good choices for players who like barbarian characters or Vikings and want something a little more out of the ordinary.

Frost giants have few special abilities. Their cold immunity takes effect early, leaving only reach and the ability to throw rocks as ranged weapons, neither of which is particularly unusual for a creature of their size and Hit Dice. The Hit Dice and ability scores increase from 1st level to the final ECL of 18. Frost giants are so powerful that they have an ability score increase at almost every level, which makes a frost giant attractive even though it doesn't gain the feats or special abilities of a fighter or other martial class.

Racial Traits

- Starting Ability Score Adjustments: +4 Str. Frost giants are very strong and become even stronger as they mature.
- Speed: Frost giant land speed is 40 feet.
- Darkvision: Frost giants can see in the dark up to 60 feet.
- Automatic Languages: Common, Giant.
- Favored Class: Frost giant. The best multiclassing choices for a frost giant are fighter and barbarian.
- Patron Deity: Thrym, deity of all frost giants. Most frost giants that multiclass as clerics worship Thrym, a frost giant of immense size with an icy greataxe, and choose two domains from his list (Chaos, Destruction, Evil, and War).

Class Skills

The frost giant's class skills (and the key ability for each skill) are Climb (Str), Craft (Int), Jump (Str), Profession (Wis), and Spot (Wis).

On reaching Large size, a frost giant takes a 4 size penalty on Hide checks.

Class Features

All of the following are class features of the frost giant monster class.

Weapon and Armor Proficiency: Frost giants are proficient with all simple and martial weapons, with light armor, and with shields.

Feats: A frost giant receives one feat at 1st level and additional ones at 3rd, 8th, 12th, and 15th level. After 18th level it gains feats normally according to its character level, as shown on Table 2-5: Experience and Level-Dependent Benefits.

Rock Throwing (Ex): Frost giants have a +1 racial bonus on attack rolls when throwing rocks. The giant can throw a rock for the indicated damage plus Strength bonus. A rock's maximum range is five range increments.

Rock Catching (Ex): A frost giant can catch Small, Medium-size, or Large rocks (or similar projectiles). Once per round, a frost giant that would normally be hit by a rock can make a Reflex save to catch it as a free action. The DC is

15 for a Small rock, 20 for a Medium-size one, and 25 for a Large one. (If the projectile has a magical bonus to attack, the DC increases by that amount.) The giant must be ready for and aware of the attack.

GHAELE (CELESTIAL)

Outsider (Chaotic, Good)

The ghaeles are the knight-errants of the celestials, tasked with seeking out evil wherever it rears its head. Although quite capable of fighting evil outright, they prefer to aid mortals in their fight against evil, training them to use their abilities and setting them on the right course. Ghaeles have phenomenal powers at their disposal, which make them appealing choices for players.

A ghaele begins play with the ability to cast spells as a cleric, plus resistance to three energy types. As it gains levels, its spellcasting ability increases, as do its resistances (some of which eventually become immunities). It develops many spell-like abilities, spell resistance, and damage reduction, all of which increase in power over time. Its ability scores increase as well, and it gains the power to become a globe of pure energy that can fly and fire beams of pure light. A ghaele has so many abilities that they must be spread over twenty levels to create a balanced character. Because its 10 Hit Dice are far below its actual ECL, when part of a group of adventurers, a ghaele must take care that it does not overestimate its ability to keep up with the clerics and fighters during combat.

Racial Traits

- Starting Ability Score Adjustments: None. Young ghaeles are physically and mentally no greater or lesser than a typical human, but over time they become very powerful.
- Speed: Ghaele land speed is 50 feet.
- Darkvision: Ghaeles can see in the dark up to 60 feet.
- Low-Light Vision: Ghaeles can see twice as far as a human in starlight, moonlight, torchlight, and similar conditions of poor illumination. They retain the ability to distinguish color and detail under these conditions.

TABLE A-20: THE FROST GIANT

Level	Hit Dice	Base Attack Bonus	Fort Save	Ref Save	Will Save	Skill Points	CR	Special
1st	1d8	+0	+2	+0	+0	(2 + Int mod) × 4	1	Cold subtype, feat, +2 natural armor
2nd	2d8	+1	+3	+0	+0	2 + Int mod	1	
3rd	3d8	+2	+3	+1	+1	2 + Int mod	2	Feat, +2 Con
4th	3d8	+2	+3	+1	+1		2	+2 Str, +4 natural armor
5th	4d8	+3	+4	+1	+1	2 + Int mod	3	Rock throwing (1d6, 30 ft. range increment), 2 Dex
6th	5d8	+3	+4	+1	+1	2 + Int mod	3	+2 Str, rock catching
7th	5d8	+3	+4	+1	+1		4	+2 Con, +6 natural armor
8th	6d8	+4	+5	+2	+2	2 + Int mod	4	Feat, +2 Str
9th	7d8	+5	+5	+2	+2	2 + Int mod	4	
10th	8d8	+6/+1	+6	+2	+2	2 + Int mod	5	+2 Str, rock throwing (1d8, 60 ft. range increment)
11th	8d8	+6/+1	+6	+2	+2		5	Large size, reach 10 ft., +2 Con, +8 natural armor
12th	9d8	+6/+1	+6	+3	+3	2 + Int mod	6	Feat, +2 Str
13th	10d8	+7/+2	+7	+3	+3	2 + Int mod	6	+9 natural armor
14th	11d8	+8/+3	+7	+3	+3	2 + Int mod	7	Rock throwing (2d6, 120 ft. range increment)
15th	12d8	+9/+4	+8	+4	+4	2 + Int mod	7	Feat, +2 Str
16th	13d8	+9/+4	+8	+4	+4	2 + Int mod	8	+2 Con
17th	13d8	+9/+4	+8	+4	+4		8	+2 Str
18th	14d8	+10/+5	+9	+4	+4	2 + Int mod	9	+2 Con

- Saves: +4 racial bonus on saving throws against poison.
- Automatic languages: Celestial, Infernal, and Draconic.
- Favored Class: Ghaele. Because ghaeles have an ECL of 20, multiclassing requires the use of epic level rules (see *Epic Level Handbook* for more information).

Class Skills

The ghaele's class skills (and the key ability for each skill) are Concentration (Con), Craft (Int), Escape Artist (Dex), Hide (Dex), Knowledge (any three, chosen at 1st level) (Int), Listen (Wis), Move Silently (Dex), Profession (Wis), Sense Motive (Wis), and Spot (Wis).

Class Features

All of the following are class features of the ghaele monster class.

Weapon and Armor Proficiency: Ghaeles are proficient with all simple and martial weapons, but not with armor or shields.

Feats: A ghaele receives one feat at 1st level and additional ones at 3rd, 7th, and 15th level. After 20th level it gains feats normally according to its character level (which requires epic level advancement rules; see *Epic Level Handbook* for more information).

Spells: A ghaele casts spells as a cleric of its class level (maximum caster level 14th) and may also prepare spells from the Air, Animal, Chaos, Good, and Plant domains as if they were on the cleric spell list.

Lesser Ghaele Powers (Sp): Beginning at 2nd level, a ghaele can use the following spell-like abilities once per day: *aid*, *alter self*, *color spray*, *comprehend languages*, *continual flame*, *cure light wounds*, *dancing lights*, *detect evil*, *detect*

thoughts, and *see invisibility*. At 5th level it can use these abilities three times per day, and at 8th level it can use them at will. The ghaele's caster level is equal to its Hit Dice from the ghaele class, to a maximum caster level of 12th (save DC 10 + spell level + Cha modifier).

Spell Resistance (Ex): At 3rd level, a ghaele gains spell resistance equal to its class level +8.

Ghaele Powers (Sp): Beginning at 6th level, a ghaele can use the following spell-like abilities once per day: *chain lightning*, *charm monster*, *dispel magic*, *hold monster*, *improved invisibility* (self only), *major image*, and *wall of force*. At 9th level it can use any of these except *chain lightning* and *wall of force* three times per day, and at 12th level it can use any of them except *chain lightning* and *wall of force* at will.

Protective Aura (Su): Starting at 6th level, as a free action a ghaele can surround itself with a nimbus of light having a radius of 20 feet. This light acts as a *magic circle against evil* (but providing +4 bonuses instead of +2 bonuses). At 10th level, the protective aura also functions as a *minor globe of invulnerability*. The ghaele's caster level for these effects is its Hit Dice from ghaele class levels. The aura can be dispelled, but the ghaele can create it again as a free action on its next turn.

Alternate Form (Su): Upon reaching 7th level, as a standard action a ghaele can assume the form of an incorporeal globe of color 5 feet in diameter. In globe form, it can fly at speed 150 feet (perfect), fire light rays (see below), and use its spell-like abilities, but it cannot make other physical attacks, use its gaze, or cast spells. The ghaele can remain in either form indefinitely, and *dispel magic* and similar spells do not cause it to revert to another form. If killed, it does not revert to another form. A *true seeing* spell

TABLE A-21: THE GHAELE

Level	Hit Dice	Base Attack Bonus	Fort Save	Ref Save	Will Save	Skill Points	CR	Special
1st	1d8	+1	+2	+2	+2	(8 + Int mod) × 4	1	Feat, spells, subtypes (chaotic, good)
2nd	2d8	+2	+3	+3	+3	8 + Int mod	1	Lesser ghaele powers 1/day, +2 Dex
3rd	3d8	+3	+3	+3	+3	8 + Int mod	2	Feat, spell resistance, +2 Int
4th	4d8	+4	+4	+4	+4	8 + Int mod	2	Tongues, +2 Str, +2 natural armor
5th	5d8	+5	+4	+4	+4	8 + Int mod	3	Lesser ghaele powers 3/day, resistances (acid 5, cold 5, electricity 5), +2 Wis
6th	5d8	+5	+4	+4	+4		3	Ghaele powers 1/day, +2 Cha, protective aura (<i>magic circle against evil</i>)
7th	6d8	+6/+1	+5	+5	+5	8 + Int mod	4	Alternate form, light rays 2d6, fly 150 ft. (perfect), gaze (5 ft., 1 HD), +2 Str, feat
8th	6d8	+6/+1	+5	+5	+5		4	Lesser ghaele powers at will, immunities (electricity, petrification), +2 Int
9th	7d8	+7/+2	+5	+5	+5	8 + Int mod	5	Ghaele powers 1/day or 3/day, +4 natural armor
10th	7d8	+7/+2	+5	+5	+5		6	DR 5/+1, +2 Wis, protective aura (<i>minor globe of invulnerability</i>), gaze (15 ft., 3 HD)
11th	7d8	+7/+2	+5	+5	+5		7	Light rays 2d8, +2 Str, +6 natural armor
12th	8d8	+8/+3	+6	+6	+6	8 + Int mod	8	Ghaele powers 1/day or at will, +2 Int
13th	8d8	+8/+3	+6	+6	+6		8	Resistances (acid 10, cold 10), gaze (30 ft., 5 HD), +2 Str, +8 natural armor
14th	8d8	+8/+3	+6	+6	+6		9	Greater ghaele powers 1/day, +2 Cha
15th	9d8	+9/+4	+6	+6	+6	8 + Int mod	9	Light rays 2d12, +2 Str, +2 Wis, +10 natural armor, feat
16th	9d8	+9/+4	+6	+6	+6		10	+2 Con, gaze (60 ft., 5 HD), positive energy
17th	9d8	+9/+4	+6	+6	+6		10	Greater ghaele powers 1/day or 3/day, +12 natural armor
18th	10d8	+10/+5	+7	+7	+7	8 + Int mod	11	+2 Str, +2 Cha
19th	10d8	+10/+5	+7	+7	+7		12	DR 10/+2, +2 Con, +14 natural armor
20th	10d8	+10/+5	+7	+7	+7		13	Greater ghaele powers 1/day or at will, +2 Str

used to view a ghaele with this ability reveals both forms simultaneously.

Light Ray (Ex): A ghaele in globe form can project two light rays per round with a range of 300 feet, dealing the indicated damage.

Gaze (Su): At 7th level, a ghaele gains a gaze attack in its humanoid form that can kill or cause fear. The range of the attack and the maximum HD of creatures it can affect increase as the ghaele attains higher levels. Evil creatures of the indicated HD or less must succeed on a Will save (DC 10 + 1/2 ghaele's HD from class levels + ghaele's Cha modifier) or die instantly. Those that succeed are affected as though by a *fear* spell for 2d10 rounds. Nonevil creatures of the indicated HD or less and evil creatures with more than the indicated HD must succeed on a Will save or suffer the *fear* effect.

Greater Ghaele Powers (Sp): Beginning at 14th level, a ghaele can use *prismatic spray* and *teleport without error* (self plus 50 pounds of objects only) each once per day as a sorcerer of his class level (maximum caster level 12th). At 17th level it can use *teleport without error* three times per day, and at 20th level it can use *teleport without error* at will.

Positive Energy (Ex): A ghaele can infuse its melee weapon with celestial power, causing it deal an additional 2d6 points of positive energy damage to evil creatures. Infusing a melee weapon in this manner requires 1 minute of concentration and lasts for 1 day, but the power vanishes immediately if the weapon leaves the celestial's possession.

GHOUL

Undead

Although usually portrayed as bloodthirsty killers content to dine on carrion, ghouls were once living humanoids with true emotions. Sometimes memories of that previous life comes back to haunt the ghoul, and such a character makes an excellent tragic character. A player character ghoul might wish to avenge its death, protect a loved one from its life, or destroy an old enemy. Ghouls are strong characters because of their combat ability, particularly their resistance to many kinds of damage.

Most of a ghoul's power comes from the fact that it is undead. On top of the standard undead immunities, it has favorable ability score modifiers and (after 1st level) multiple attacks per round. Although it is at risk of being destroyed or controlled by a cleric's use of positive or negative energy, even the weakest ghoul has turn resistance. Probably the greatest drawback to playing a ghoul is the danger of immediate destruction upon reaching 0 hit points, so a smart ghoul should be careful in combat or invest in armor, magical protection, or the Toughness feat.

Racial Traits

- Starting Ability Score Adjustments: +2 Str, +2 Cha, Con . Ghouls are stronger than humans and arrogant enough to consider most humanoids to be little more than prey animals. As an undead creature, a ghoul does not have a Constitution score.
- Undead: Ghouls are immune to mind-affecting effects, poison, *sleep*, paralysis, stunning, and disease. They are not subject to critical hits, subdual damage, ability damage, energy drain, or death from massive damage.
- Speed: Ghoul land speed is 30 feet.
- Darkvision: Ghouls can see in the dark up to 60 feet.
- Automatic Languages: Common.
- Favored Class: Ghoul. The best multiclassing choices for a ghoul are fighter, rogue, sorcerer, and wizard.

Class Skills

The ghoul's class skills (and the key ability for each skill) are Climb (Str), Craft (Int), Escape Artist (Dex), Hide (Dex), Jump (Str), Listen (Wis), Move Silently (Dex), Profession (Wis), Search (Int), and Spot (Wis).

Class Features

All of the following are class features of the ghoul monster class.

Weapon and Armor Proficiency: Ghouls are proficient with simple weapons, but not with armor or shields.

Feats: A ghoul receives one feat at 1st level. After 6th level it gains feats normally according to its character level, as shown on Table 2-5: Experience and Level-Dependent Benefits.

Bite: A ghoul has a bite attack that is a natural weapon dealing the indicated damage plus Strength bonus.

Claws: Beginning at 2nd level, a ghoul has two claw attacks that are natural weapons dealing the indicated damage plus 1/2 Strength bonus.

Paralysis (Ex): A creature hit by a bite or claw attack from a ghoul of 2nd level or higher must succeed on a Fortitude save (DC 10 + 1/2 ghoul's HD from class levels + ghoul's Cha modifier) or be paralyzed for the indicated duration. Elves are immune to this paralysis.

Create Spawn (Su): Any humanoid slain by a 5th-level ghoul rises as a 5th-level ghoul in 1d4 days. Casting *protection from evil* on a body before the end of that time averts the transformation. A created spawn is under the command of the ghoul that created it and remains enslaved until its master's death.

A ghoul can control a number of spawn equal to its HD × 2. If it creates a spawn that causes it to exceed this limit, the spawn longest under its control is released.

TABLE A-22: THE GHOUL

Level	Hit Dice	Base Attack Bonus	Fort Save	Ref Save	Will Save	Skill Points	CR	Special
1st	1d12	+0	+0	+0	+2	(4 + Int mod) × 4	1	Feat, +1 natural armor, bite 1d4, +2 turn resistance
2nd	1d12	+0	+0	+0	+2		1	2 claws 1d3, paralysis (1 minute), +2 Dex, +2 Cha
3rd	2d12	+1	+0	+0	+3	4 + Int mod	1	+2 natural armor, +2 Int, +2 Wis
4th	2d12	+1	+0	+0	+3		1	Bite 1d6, paralysis (1d6+2 minutes), +2 Cha
5th	2d12	+1	+0	+0	+3		1	Create spawn, +2 Dex, +2 Wis

GREEN HAG

Monstrous Humanoid (Aquatic)

Smaller than (but of comparable power to) the annis hag, the green hag prefers swampy, wet environments where it can take advantage of its ability to breathe water. Green hags, too, can blend in with humanoid civilizations, and they may join an adventuring party in disguise to further their own goals. Slightly weaker than an annis in terms of melee ability, a green hag still is a formidable combatant and has even more magic than its larger cousin. Green hags are good choices for players who want a monstrous witch character that eventually multiclasses into a spellcasting class.

The green hag monster class starts with relatively weak melee attacks, low natural armor, and access to its weakest spell-like abilities. Over time the attacks grow more powerful, the natural armor increases, and greater spell-like abilities are gained. In the middle of the level progression, a green hag gains limited spell resistance and its weakness-inducing ability. The highest levels round out its ability score increases, boost natural armor, and grant its last feat.

Racial Traits

- Starting Ability Score Adjustments: +2 Int, +2 Wis. Green hags are smart and cunning.
- Speed: Green hag land speed is 30 feet, swim speed 30 feet, like any creature with a swim speed, green hags can move through the water at that speed without making Swim checks, they have a +8 racial bonus on Swim checks to perform some special action or avoid a hazard, and can always take 10 when making Swim checks. They can use the run action while swimming, provided they swim in a straight line.
- Darkvision: Green hags can see in the dark up to 90 feet.
- Mimicry: Green hags can imitate the sounds of almost any animal found near their lairs.
- Automatic Languages: Common and Giant.
- Favored Class: Green hag. The best multiclassing choices for a green hag are fighter, cleric, and wizard.

Class Skills

The green hag's class skills (and the key ability for each skill) are Concentration (Con), Craft (Int), Hide (Dex),

Knowledge (any one, chosen at 1st level) (Int), Listen (Wis), Profession (Wis), and Spot (Wis).

Class Features

All of the following are class features of the green hag monster class.

Weapon and Armor Proficiency: Green hags are proficient with all simple weapons but not with armor or shields.

Aquatic Subtype: Green hags can breathe water or air equally well.

Feats: A green hag receives one feat at 1st level and additional ones at 3rd, 7th, and 13th level. After 14th level it gains feats normally according to its character level, as shown on Table 2-5: Experience and Level-Dependent Benefits.

Claws: The green hag has two claw attacks that are natural weapons dealing the indicated damage plus Strength bonus.

Lesser Green Hag Powers (Sp): A green hag can use the following abilities the indicated number of times per day: *change self*, *dancing lights*, *ghost sound*, and *pass without trace*. A green hag's caster level is equal to its Hit Dice from class levels.

Greater Green Hag Powers (Sp): Beginning at 3rd level, a green hag can use the following abilities the indicated number of times per day: *invisibility*, *tongues*, and *water breathing*. A green hag's caster level is equal to its Hit Dice from class levels.

Weakness (Su): Starting at 4th level, a green hag can weaken a foe by making a melee touch attack. The affected opponent must succeed on a Fortitude save (DC 10 + 1/2 green hag's HD from class levels + green hag's Cha modifier) or take the indicated amount of Strength damage.

Spell Resistance (Ex): A green hag of 7th level or higher has spell resistance equal to 4 + its class level.

GRIFFON

Magical Beast

Griffons fly. They bear riders. They fight well, with all the advantages of an eagle and the ferocity of a lion. It takes an unusual player to accept a lesser role as a steed, exceptional though a griffon may be. It takes an even more determined

TABLE A-23: THE GREEN HAG

Level	Hit Dice	Base Attack Bonus	Fort Save	Ref Save	Will Save	Skill Points	CR	Special
1st	1d8	+1	+0	+2	+2	(2 + Int mod) × 4	1	Feat, aquatic subtype, 2 claws 1d3, +2 natural armor, lesser green hag powers 1/day
2nd	2d8	+2	+0	+3	+3	2 + Int mod	1	+2 Str
3rd	3d8	+3	+1	+3	+3	2 + Int mod	2	Feat, lesser green hag powers at will, greater green hag powers 1/day
4th	4d8	+4	+1	+4	+4	2 + Int mod	2	Weakness (1d4 Str)
5th	5d8	+5	+1	+4	+4	2 + Int mod	2	+2 Str
6th	5d8	+5	+1	+4	+4		2	+5 natural armor, greater green hag powers at will
7th	6d8	+6/+1	+2	+5	+5	2 + Int mod	3	Feat, weakness (1d6 Str), spell resistance
8th	6d8	+6/+1	+2	+5	+5		3	Claws 1d4, +2 Str
9th	7d8	+7/+1	+2	+5	+5	2 + Int mod	3	+8 natural armor
10th	7d8	+7/+2	+2	+5	+5		4	Weakness (2d4 Str)
11th	8d8	+8/+3	+2	+6	+6	2 + Int mod	4	+2 Str
12th	8d8	+8/+3	+2	+6	+6		4	+2 Dex, +11 natural armor
13th	9d8	+9/+4	+3	+6	+6	2 + Int mod	5	Feat
14th	9d8	+9/+4	+3	+6	+6		5	+2 Con

character to break that mold and form more equal relationships, yet still befriend, and sometimes serve as a steed for, another character.

The griffon remains an interesting choice as a monster character despite its lack of hands or limbs that can manipulate objects, wield weapons, or hold shields. That is a major disadvantage, and it takes a devoted player to accept it even in exchange for the ability to fly. The monster class's advancement is based on the griffon's ability to fly, its ability score and natural armor increases, and scent. Initially it is not strong enough to fly on its own, but eventually it gains flight and even enough strength to carry a rider. It gains the pounce ability soon after gaining the ability to fly, and the rake ability follows shortly thereafter.

Racial Traits

- **Starting Ability Score Adjustments:** 6 Int, 2 Cha. A griffon has great potential because of the strength, agility, and toughness for which its kind are known, yet it is hindered by a low Intelligence score.
- **Magical Beast:** Griffon characters are magical beasts.
- **Speed:** Griffon land speed is 30 feet.
- **Skills:** +4 racial bonus on Jump checks and on Spot checks made in daylight.
- **Dark vision:** Griffons can see in the dark up to 60 feet.
- **Low-Light Vision:** Griffons can see twice as far as a human in starlight, moonlight, torchlight, and similar conditions of poor illumination. They retain the ability to distinguish color and detail under these conditions.
- **Automatic Languages:** None, A griffon cannot speak or communicate without the assistance of magic, but it can understand Common.
- **Favored Class:** Griffon. The best multiclassing choices for a griffon are fighter and ranger.

Class Skills

The griffon's class skills (and the key ability for each skill) are Jump (Str), Listen (Wis), and Spot (Wis).

On reaching Large size, a griffon takes a 4 size penalty on Hide checks.

Class Features

All of the following are class features of the griffon monster class.

Weapon and Armor Proficiency: A griffon has no proficiency with weapons, armor, or shields.

Feats: A griffon receives one feat at 1st level and addi-

tional ones at 3rd and 7th level. After 10th level it gains feats normally according to its character level, as shown on Table 2-5: Experience and Level-Dependent Benefits.

Bite: The griffon has a bite attack that is a natural weapon dealing the indicated damage plus Strength bonus.

Claws: At 3rd level, a griffon gains two claw attacks that are natural weapons dealing the indicated damage plus 1/2 Strength bonus.

Pounce (Ex): If a griffon of 4th level or higher charges a foe, it can still make a full attack in the same round.

Rake: A griffon of 6th level or higher that pounces on an opponent can make two rake attacks with its hind legs (at the same attack bonus as its normal claw attack) for 1d6 points of damage plus 1/2 Strength bonus. These rake attacks are in addition to its other attacks for the round.

GRIG (SPRITE)

Fey

Grigs are mischievous and the fiercest of the sprite kindred. Very small and weak physically, they are clever and use tactics, ranged weapons, and magic to defeat their enemies. Sometimes they make friends with elves or other folk that respect the forest and join adventuring groups. Their frail and tiny bodies make them unsuited to melee combat, but they can be deadly with a bow and can make themselves invisible to compensate for the risk. Grigs are good characters for players who want the challenge of playing a trickster that is not terribly powerful.

The greatest disadvantage to playing grigs is their low Hit Dice. Even a 4th-level grig has only 1/2 Hit Die and can be killed by a critical hit from a short sword. Balancing this vulnerability is a very high Dexterity and a size bonus to Armor Class, plus the ability to fly and become invisible, all of which should keep a grig out of harm's way until it can take levels in a character class that will grant more Hit Dice. The short progression of the grig monster class to its final ECL of 4 grants it ability score increases, more uses of its spell-like abilities, a small amount of natural armor, and a bonus feat.

Racial Traits

- **Starting Ability Score Adjustments:** 6 Str, +6 Dex. Grigs are physically weak but incredibly agile.
- **Tiny:** As Tiny creatures, grigs gain a +2 size bonus to Armor Class, a +2 size bonus on attack rolls, and a +8 size bonus on Hide checks, but they must use smaller weapons than Medium-size creatures do, and their lifting and carrying limits are one-half of those of Medium-size

TABLE A-24: THE GRIFFON

Level	Hit Dice	Base Attack Bonus	Fort Save	Ref Save	Will Save	Skill Points	CR	Special
1st	1d10	+1	+2	+2	+0	(2 + Int mod) × 4	1	Feat, bite 1d6, +2 natural armor, scent 10 ft.
2nd	2d10	+2	+3	+3	+0	2 + Int mod	1	+2 Str, +2 Dex, +3 natural armor
3rd	3d10	+3	+3	+3	+1	2 + Int mod	2	Feat, fly 50 ft. (average), 2 claws 1d4
4th	4d10	+4	+4	+4	+1	2 + Int mod	2	+2 Str, +2 Con, +4 natural armor, pounce
5th	5d10	+5	+4	+4	+1	2 + Int mod	3	+2 Wis, scent 20 ft., bite 1d8
6th	5d10	+5	+4	+4	+1		3	+2 Str, +2 Con, rake
7th	6d10	+6	+5	+5	+2	2 + Int mod	3	Feat, +5 natural armor
8th	6d10	+6	+5	+5	+2		4	+2 Str, +2 Dex, bite 2d6
9th	7d10	+7	+5	+5	+2	2 + Int mod	4	Scent 30 ft., fly 80 ft. (average)
10th	7d10	+7	+5	+5	+2		4	Large size (face 10 ft.), +2 Con, +6 natural armor

TABLE A-25: THE GRIG

Level	Hit Dice	Base Attack Bonus	Fort Save	Ref Save	Will Save	Skill Points	CR	Special
1st	1/2 d6	+0	+0	+2	+2	(6 + Int mod) × 4	1	Feat, spell like abilities 1/day, spell resistance
2nd	1/2 d6	+0	+0	+2	+2		1	Fly 40 ft. (poor), +2 Wis, Dodge
3rd	1/2 d6	+0	+0	+2	+2		1	+1 natural armor, +2 Dex, +2 Con
4th	1/2 d6	+0	+0	+2	+2		1	+2 Cha, +2 natural armor, spell like abilities 3/day, attune fiddle

characters. Grigs have a face of 2 1/2 feet by 2 1/2 feet and a reach of 0 feet, which means they must enter an opponent's square to attack in melee combat and draw an attack of opportunity when doing so.

- **Speed:** Grig land speed is 20 feet, fly speed 20 feet (poor).
- **Low-light Vision:** Grigs can see twice as far as a human in starlight, moonlight, torchlight, and similar conditions of poor illumination. They retain the ability to distinguish color and detail under these conditions.
- **Skills:** +2 racial bonus on Listen, Search, and Spot checks; +8 racial bonus on Jump checks; +5 racial bonus on Move Silently checks in a forest setting.
- **Automatic Languages:** Common and Sylvan.
- **Favored Class:** Grig. The best multiclassing choices for a grig are rogue and sorcerer.

Class Skills

The grig's class skills (and the key ability for each skill) are Craft (Int), Escape Artist (Dex), Hide (Dex), Jump (Str), Listen (Wis), Move Silently (Dex), Perform (Cha), Profession (Wis), Search (Int), and Spot (Wis).

Class Features

All of the following are class features of the grig monster class.

Weapon and Armor Proficiency: Grigs are proficient with all simple weapons, with the composite longbow, and with the short sword, but not with armor or shields.

Feats: A grig receives one feat at 1st level and Dodge as a bonus feat at 2nd level. After 4th level it gains feats normally according to its character level, as shown on Table 2 5: Experience and Level-Dependent Benefits.

Spell-Like Abilities: A grig can use these spell-like abilities the indicated number of times per day as a 9th-level sorcerer: *change self*, *entangle*, *invisibility* (self only), *pyrotechnics*, and *ventriloquism*.

Spell Resistance (Ex): A grig has spell resistance equal to its class level + 13.

Attune Fiddle (Su): Using a process similar to crafting a magic item, a 4th-level grig with a fiddle appropriate to its size can spend one day attuning that instrument to itself and its natural magic. Once the fiddle is attuned, the grig may invoke a special magic. When the fiddler plays, any nonsprite within 30 feet of the instrument must succeed on a Will save (DC 15) or be affected as though by *Otto's irresistible dance* as long as the playing continues. The fiddle cannot be used in this manner by anyone else, and if separated from the grig for more than a week, it must undergo the attunement process again. Only grigs who have chosen "fiddle" as a type of performance with the Perform skill can attune a fiddle in this manner.

HAMATULA (DEVIL)

Outsider (Evil, Lawful)

Hamatulas, sometimes called barbed devils, are tough and strong. Gifted with many spell-like abilities and powerful melee attacks, they are used as guardians and patrol troops by the most powerful devils. Roughly humanoid in appearance, they can disguise themselves as unusually large humans, half-ores, or tieflings. Hamatulas make good fighters and clerics, and are a good choice for players who want to play a character resembling the traditional form of a devil. Most of this monster's abilities are physical, so the monster class is based on an advancement of its attack and defensive abilities, flavored with its more unusual powers at levels where comparable spells become available to standard-race classes. Its level adjustment is only +5, so it does not suffer greatly compared to fighters, particularly when taking into account its strong ability score modifiers, unusual attack forms, and defenses such as damage reduction. The capstone of this class is the ability to use *teleport without error* at will, making the hamatula a good scout, spy, or hit-and-run fighter.

Racial Traits

- **Starting Ability Score Adjustments:** +2 Str, +2 Wis. Hamatulas are strong and alert.
- **Speed:** Hamatula land speed is 30 feet.
- **Darkvision:** Hamatulas can see in the dark up to 60 feet. Hamatula darkvision functions in all magical darkness as well as normal darkness.
- **Immunities:** Hamatulas are immune to fire and poison, which are omnipresent on their home plane.
- **Automatic Languages:** Celestial, Draconic, and Infernal.
- **Favored Class:** Hamatula. The best multiclassing choice for a hamatula is fighter.

Class Skills

The hamatulas class skills (and the key ability for each skill) are Concentration (Con), Craft (Int), Hide (Dex), Listen (Wis), Move Silently (Dex), Profession (Wis), Search (Int), Sense Motive (Wis), and Spot (Wis).

Class Features

All of the following are class features of the hamatula monster class.

Weapon and Armor Proficiency: Hamatulas are proficient with all simple and martial weapons but not with armor or shields.

Feats: A hamatula receives one feat at 1st level and additional ones at 3rd, 7th, and 13th level. After 15th level it gains feats normally according to its character level, as shown on Table 2 5: Experience and Level-Dependent Benefits.

See in Darkness (Su): A hamatula can see perfectly in darkness of any kind.

Claws: A hamatula has two claw attacks that are natural weapons dealing the indicated damage plus Strength bonus.

Telepathy: A hamatula of 2nd level or higher can communicate telepathically with any creature within 100 feet that has a language.

Summon Baatezu (Sp): Once per day a hamatula of 3rd level or higher can attempt to summon lemures (see the *Monster Manual*). The number summoned and the chance of success increase as the hamatula advances in level. At 11th level a hamatula can instead attempt to summon another of its kind, with the indicated chance of success.

Spell Resistance (Ex): A hamatula has spell resistance equal to 9 + class level.

Lesser Hamatula Powers (Sp): Beginning at 2nd level, a hamatula can use the following spell-like abilities once per day: *charm person*, *desecrate*, *doom*, *hold person*, *produce flame*, and *pyrotechnics*. At 5th level it can use them three times per day, and at 8th level it can use them at will. The hamatula's caster level is equal to its Hit Dice from class levels (save DC 10 + spell level + hamatula's Cha modifier).

Hamatula Powers (Sp): Beginning at 7th level, a hamatula can use the following spell-like abilities once per day: *animate dead*, *major image*, and *suggestion*. At 10th level it can use them three times per day, and at 13th level it can use them at will.

Impale (Ex): A hamatula of 7th level or higher deals 3d4 points of piercing damage to a grabbed opponent on a successful grapple check, adding 1 1/2 times its Strength bonus to damage.

Fear (Su): A creature hit by a hamatula must succeed on a Will save (DC 10+1/2 hamatula's HD from class levels + hamatula's Cha modifier) or be affected as though by *fear* cast by a sorcerer of the hamatula's Hit Dice. Whether or not the save is successful, that creature cannot be affected again by that hamatula's fear ability for one day.

Greater Hamatula Powers (Sp): Beginning at 9th level, a hamatula can use the following spell-like abilities once per day: either *order's wrath* or *unholy blight*, and *teleport without error* (self plus 50 pounds of objects only). At 12th level it can use *teleport without error* three times per day, and at 14th level it can use *teleport without error* at will.

HARPY

Monstrous Humanoid

Filthy birdfolk with a fondness for causing suffering, harpies are tough creatures that rely on their powerful song to capture prey. They gain the ability to fly and expand the range of their song to almost that of a long-range spell, making them well suited for dungeon combat or in open-air surroundings where they can make use of their mobility. Harpies are good choices for players who want an exotic rogue, bard, or sorcerer, particularly those that focus on spying on and controlling other beings.

Racial Traits

- Starting Ability Score Adjustments: +2 Dex, +4 Int, +2 Cha. Harpies are quick and vain (in their own fashion) but not very clever.
- Speed: Harpy land speed is 20 feet.
- Darkvision: Harpies can see in the dark up to 60 feet.
- Automatic languages: Common.
- Favored Class: Harpy. The best multiclassing choices for a harpy are bard, rogue, and sorcerer.

Class Skills

The harpy's class skills (and the key ability for each skill) are Bluff (Cha), Craft (Int), Listen (Wis), Perform (Cha), Profession (Wis), and Spot (Wis).

Class Features

All of the following are class features of the harpy monster class.

TABLE A-26: THE HAMATULA

Level	Hit Dice	Base Attack Bonus	Fort Save	Ref Save	Will Save	Skill Points	CR	Special
1st	1d8	+1	+2	+2	+2	(8 + Int mod) × 4	1	Feat, subtypes (evil, lawful), see in darkness, 2 claws 1d4, +3 natural armor
2nd	2d8	+2	+3	+3	+3	8 + Int mod	2	Lesser hamatula powers 1/day, telepathy 100 ft.
3rd	3d8	+3	+3	+3	+3	8 + Int mod	3	<i>Summon baatezu</i> (2d4 lemures, 50%), claws 1d6, resistances (acid 5, cold 5), feat
4th	4d8	+4	+4	+4	+4	8 + Int mod	3	+2 Str, +6 natural armor
5th	5d8	+5	+4	+4	+4	8 + Int mod	4	DR 5/+1, lesser hamatula powers 3/day
6th	5d8	+5	+4	+4	+4		4	Improved grab, <i>summon baatezu</i> (2d6 lemures, 50%)
7th	6d8	+6/+1	+5	+5	+5	S + Int mod	5	Impale, hamatula powers 1/day, +2 Int, +9 natural armor, feat
8th	6d8	+6/+1	+5	+5	+5		6	+2 Con, lesser hamatula powers at will
9th	7d8	+7/+2	+5	+5	+5	8 + Int mod	6	Greater hamatula powers 1/day, <i>summon baatezu</i> (2d8 lemures, 50%), spell resistance
10th	7d8	+7/+2	+5	+5	+5		7	DR 10/+1, hamatula powers 3/day, +12 natural armor
11th	8d8	+8/+3	+6	+6	+6	8 + Int mod	7	<i>Summon baatezu</i> (hamatula, 20%), claws 2d4
12th	8d8	+8/+3	+6	+6	+6		7	Greater hamatula powers 1/day or 3/day, <i>summon baatezu</i> (2d10 lemures, 50%)
13th	9d8	+9/+4	+6	+6	+6	8 + Int mod	8	<i>Summon baatezu</i> (hamatula, 35%), +2 Str, resistances (acid 10, cold 10), hamatula powers at will, feat
14th	9d8	+9/+4	+6	+6	+6		8	Greater hamatula powers 1/day or at will, +2 Wis

TABLE A-27: THE HARPY

Level	Hit Dice	Base Attack Bonus	Fort Save	Ref Save	Will Save	Skill Points	CR	Special
1st	1d8	+1	+0	+2	+2	(2 + Int mod) × 4	1	Feat, 2 claws 1d3, +1 natural armor
2nd	2d8	+2	+0	+3	+3	2 + Int mod	1	+2 Dex
3rd	3d8	+3	+1	+3	+3	2 + Int mod	2	Feat, fly 40 ft. (average)
4th	4d8	+4	+1	+4	+4	2 + Int mod	2	Captivating song 10 ft.
5th	5d8	+5	+1	+4	+4	2 + Int mod	2	Fly 60 ft. (average)
6th	5d8	+5	+1	+4	+4		3	Captivating song 30 ft.
7th	6d8	+6/+1	+2	+5	+5	2 + Int mod	3	Feat
8th	6d8	+6/+1	+2	+5	+5		4	Fly 80 ft. (average), captivating song 100 ft.
9th	7d8	+7/+2	+2	+5	+5	2 + Int mod	4	+2 Cha
10th	7d8	+7/+2	+2	+5	+5		4	Captivating song 300 ft.

Weapon and Armor Proficiency: Harpies are proficient with all simple weapons but not with armor or shields.

Feats: A harpy receives one feat at 1st level and additional ones at 3rd and 7th level. After 10th level it gains feats normally according to its character level, as shown on Table 2-5: Experience and Level-Dependent Benefits.

Claws: A harpy has two claw attacks that are natural weapons dealing the indicated damage plus 1/2 Strength bonus.

Captivating Song (Su): Beginning at 4th level, a harpy can sing a captivating song that affects all nonharpies in range that fail a Will saving throw (DC 10 + 1/2 harpy's HD from class levels + harpy's Cha modifier). Affected creatures remain captivated as long as the harpy sings and for a number of additional rounds equal to the harpy's Hit Dice from class levels.

HOUND ARCHON (CELESTIAL)

Outsider (Good, lawful)

Hound archons are the soldiers, hunters, and trackers of the celestial armies. Tough, fast, and dedicated to defending the innocent and helpless, hound archons are good choices for players that enjoy playing paladins but are looking for something a little more unusual.

Hound archons have favorable ability score modifiers, natural attacks, fast movement, and a few spell-like abilities. Over time their attacks become more powerful, they become stronger, tougher, and more willful, and they gain damage reduction and immunity to certain attacks.

Racial Traits

- Starting Ability Score Adjustments: +2 Str, +2 Wis.
- Hound archons are built for power and alertness.
- Speed: Hound archon land speed is 40 feet.
- Darkvision: Hound archons can see in the dark up to 60 feet.
- Low-Light Vision: Hound archons can see twice as far as a human in starlight, moonlight, torchlight, and similar conditions of poor illumination. They retain the ability to distinguish color and detail under these conditions.
- Saves: +4 racial bonus on saving throws against poison.
- Alternate Form: A hound archon may assume the form of any normal canine animal (dog, wolf, hyena, or the like) as a standard action, similar to the *polymorph self* spell but allowing only canine forms. While in canine form, a hound archon's land speed becomes 60 feet, and it gains a +4 circumstance bonus on Hide and Survival checks.
- Automatic Languages: Celestial, Infernal, and Draconic.
- Favored Class: Hound archon. The best multiclassing choices for a hound archon are fighter, cleric, and ranger.

Class Skills

The hound archon's class skills (and the key ability for each skill) are Concentration (Con), Craft (Int), Hide (Dex), Jump (Str), Listen (Wis), Move Silently (Dex), Profession (Wis), Sense Motive (Wis), Spot (Wis), and Survival (Wis).

Class Features

All of the following are class features of the hound archon monster class.

TABLE A-28: THE HOUND ARCHON

Level	Hit Dice	Base Attack Bonus	Fort Save	Ref Save	Will Save	Skill Points	CR	Special
1st	1d8	+1	+2	+2	+2	(8 + Int mod) × 4	1	Feat, subtypes (good, lawful), bite 1d6, +2 natural armor, electricity resistance 5
2nd	2d8	+2	+3	+3	+3	8 + Int mod	2	+2 Con, scent 10 ft.
3rd	3d8	+3	+3	+3	+3	8 + Int mod	2	Feat, 2 slams 1d4, spell-like abilities, +4 natural armor
4th	3d8	+3	+3	+3	+3		2	Tongues, electricity resistance 10
5th	4d8	+4	+4	+4	+4	8 + Int mod	3	DR 5/+1, +6 natural armor
6th	4d8	+4	+4	+4	+4		3	Bite 1d8, scent 30 ft.
7th	5d8	+5	+4	+4	+4	8 + Int mod	3	Aura of menace, electricity resistance 15
8th	5d8	+5	+4	+4	+4		3	Spell resistance, +8 natural armor
9th	6d8	+6/+1	+5	+5	+5	8 + Int mod	4	Feat, DR 10/+1, +2 Cha
10th	6d8	+6/+1	+5	+5	+5		4	Immunities (electricity, purification), +9 natural armor
11th	6d8	+6/+1	+5	+5	+5		4	+2 Str, magic circle against evil, teleport without error

Weapon and Armor Proficiency: Hound archons are proficient with all simple and martial weapons, but not with armor or shields.

Feats: A hound archon receives one feat at 1st level and additional ones at 3rd and 9th level. After 11th level it gains feats normally according to its character level, as shown on Table 2-5: Experience and Level-Dependent Benefits.

Bite: The hound archon has a bite attack that is a natural weapon dealing the indicated damage plus Strength bonus.

Slams: Beginning at 3rd level, the hound archon gains two slam attacks that are natural weapons dealing the indicated damage plus 1/2 Strength bonus.

Spell-Like Abilities: At will *aid*, *continual flame*, *detect evil*, and *message*. The archon's caster level is equal to its Hit Dice from class levels.

Tongues (Su): Beginning at 4th level, a hound archon can speak with any creature that has a language. The hound archon's caster level for this effect is its Hit Dice from hound archon class levels + 8. This ability is always active unless the hound archon chooses to disable it as a free action. The effect can be dispelled, but the hound archon can create it again on its next turn as a free action.

Aura of Menace (Su): A hound archon of 7th level or higher is surrounded by a 20-foot aura.

Creatures within the area must succeed on a Will save (DC 10 + archon's HD from class levels) or take a -2 morale penalty on attacks, AC, and saves for one day.

Spell Resistance (Ex): Beginning at 8th level, a hound archon gains spell resistance equal to 5 + class level.

Magic Circle against Evil (Su): At 11th level, a hound archon can create a magic circle against evil that continually surrounds a hound archon, as the spell cast by a sorcerer of a level equal to its Hit Dice. The ability is usable at will as a free action.

Teleport without Error (Su): A hound archon of 11th level can use teleport without error at will, as the spell cast by a 14th-level sorcerer, except that the archon can transport only itself and up to 50 pounds of objects.

IMP (DEVIL)

Outsider (Evil, Lawful)

Imps are among the least powerful devils, but still quite capable of slaying normal humans with little effort. Often bound to the service of evil spellcasters, imps are sometimes sent to the Material Plane on missions of spying or harassment, or sometimes just to carry messages. Because it can take the form of normal animals, an imp can blend in with adventuring parties as a pet, familiar, animal companion, or domesticated animal. Imps are good choices for players who like sneaky characters with some magical power as a backup.

Because it has few powerful physical abilities, the imp class places its spell-like abilities at appropriate levels and delays the acquisition of the regeneration ability until later lev-



TABLE A-29: THE IMP

Level	Hit Dice	Base Attack Bonus	Fort Save	Ref Save	Will Save	Skill Points	CR	Special
1st	1d8	+1	+2	+2	+2	(8 + Int mod) × 4	1	Feat, subtypes (evil, lawful), sting 1d4, poison (1 Dex, 1d4 Dex), +1 natural armor
2nd	2d8	+2	+3	+3	+3	8 + Int mod	1	Weapon Finesse (sting), <i>detect good</i> at will, <i>detect magic</i> at will, +2 Wis
3rd	2d8	+2	+3	+3	+3		1	Polymorph (1st form), fly 30 ft. (perfect), fire resistance 5, +2 natural armor
4th	3d8	+3	+3	+3	+3	8 + Int mod	2	Feat, poison (1d4 Dex, 1d4 Dex), DR 5/silver or holy, <i>invisibility</i> at will (self only), +2 Dex
5th	3d8	+3	+3	+3	+3		2	Regeneration 1, <i>suggestion</i> 1/day, +3 natural armor
6th	3d8	+3	+3	+3	+3		2	Polymorph (2nd form), fly 50 ft. (perfect), <i>commune</i> 1/week (3 questions), +2 Dex
7th	3d8	+3	+3	+3	+3		2	Poison (1d4 Dex, 2d4 Dex), fast healing 2, <i>commune</i> 1/week (6 questions)

els. An imp's poison is a minor ability, since the save DC is usually going to be very low.

Racial Traits

- Starting Ability Score Adjustments: +2 Dex. Imps have to be fast to avoid their larger cousins.
- Tiny: As Tiny creatures,imps gain a +2 size bonus to Armor Class, a +2 size bonus on attack rolls, and a +8 size bonus on Hide checks, but they must use smaller weapons than Medium-size creatures do, and their lifting and carrying limits are one-half of those of Medium-size characters. An imp has a face of 2 1/2 feet by 2 1/2 feet and a reach of 0 feet.
- Speed: Imp land speed is 20 feet.
- Darkvision: Imps can see in the dark up to 60 feet. Imp darkvision functions in all magical darkness as well as normal darkness.
- Poison Immunity: Imps are naturally poisonous creatures and immune to all poisons.
- Automatic Languages: Celestial, Draconic, and Infernal.
- Favored Class: Imp. The best multiclassing choice for an imp is rogue.

Class Skills

The imp's class skills (and the key ability for each skill) are Craft (Int), Hide (Dex), Listen (Wis), Move Silently (Dex), Profession (Wis), Search (Int), Spellcraft (Int), and Spot (Wis).

Class Features

All of the following are class features of the imp monster class.

Weapon and Armor Proficiency: Imps are proficient with all simple and martial weapons but not with armor or shields.

Feats: An imp receives one feat at 1st level and an additional one at 4th level. It gains Weapon Finesse (sting) as a bonus feat at 2nd level. After 7th level it gains feats normally according to its character level, as shown on Table 2-5: Experience and Level-Dependent Benefits.

Sting: An imp has a rail stinger attack that is a natural weapon dealing the indicated damage plus Strength bonus.

Poison (Ex): The imp's sting injects a poison that deals

the indicated primary and secondary damage (DC 10 + 1/2 imp's HD from class levels + imp's Con modifier + 2 racial bonus).

Spell-Like Abilities (Sp): An imp's caster level for its *detect good*, *detect magic*, *invisibility*, and *suggestion* spell-like abilities is equal to twice its Hit Dice from class levels. An imp's caster level for its *commune* ability is 12th.

Polymorph (Su): Starting at 3rd level, an imp chooses one alternate form no larger than Medium-size (commonly a monstrous spider, raven, rat, or boar). It can take this form at will as if using the *polymorph self* spell (caster level 12th). At 6th level it can choose a second form.

Regeneration (Ex): Imps take normal damage from acid, and from holy or blessed weapons (if they have a +1 or higher enhancement bonus).

JANNI (GENIE)

Outsider

Born of all four elements, jann are the weakest of the genies and spend most of their time on the Material Plane. More advanced than humans in every way, jann also have a small number of spell-like abilities, some of which are particularly powerful. For a plane-traveling adventuring party, a janni with the natural ability to use *plane shift* is a handy friend. Jann are good choices for players who want an elemental-based character that is still humanoid and capable of being a go-between for the various elemental and outsider creatures.

Much of the advancement of the janni class is based on distributing the class's potent spell-like abilities, particularly *invisibility* and *plane shift*. As outsiders, jann have a strong base attack bonus and good saves in all three categories. Their ability score bonuses and Hit Dice are spread over the class's 11 levels. Although good in combat, their +5 level adjustment means jann tend to have fewer Hit Dice than fighters of the same level, and so they should be aware of their limitations.

Racial Traits

- Starting Ability Score Adjustments: +2 Dex, +2 Con. Jann are fast like air and fire elementals, and tough like earth and water elementals.
- Speed: Janni land speed is 30 feet.

- **Darkvision:** Jann can see in the dark up to 60 feet.
- **Elemental Endurance:** A janni can survive on the Elemental Plane of Air, Earth, Fire, or Water for up to 48 hours. Failure to return to the Material Plane after that time deals 1 point of damage per additional hour to the janni, until it dies or returns to the Material Plane.
- **Automatic languages:** Auran, Aquan, Ignan, or Terran, plus Abyssal, Celestial, or Infernal.
- **Favored Class:** Janni. The best multiclassing choices for a janni are fighter, rogue, wizard, and cleric.

Class Skills

The janni's class skills (and the key ability for each skill) are Appraise (Int), Concentration (Con), Craft (Int), Escape Artist (Dex), Listen (Wis), Move Silently (Dex), Profession (Wis), Ride (Dex), Sense Motive (Wis), and Spot (Wis).

Class Features

All of the following are class features of the janni monster class.

Weapon and Armor Proficiency: Jann are proficient with all simple and martial weapons, with light and medium armor, and with shields.

Feats: A janni receives one feat at 1st level and additional ones at 3rd and 9th level. It gains Improved Initiative as a bonus feat at 7th level. After 11th level it gains feats normally according to its character level, as shown on Table 2-5: Experience and Level-Dependent Benefits.

Spell-Like Abilities (Sp): A janni's *enlarge*, *invisibility*, *reduce*, and *speak with animals* abilities have a caster level equal to class level + 1. The caster level for its *create food and water* ability is 7th.

KYTON (DEVIL)

Outsider (Evil, Lawful)

Very humanlike in some ways but definitely fiendish, kytons are strange, brutish creatures wrapped in chains that serve as clothing, natural armor, weapons, and pets. They are very useful in the rare environment that contains a lot of chains but are average fighters in normal melee situations. Often mistaken for haunting spirits because of their chains, kytons can pass for humans if they wear other clothing. Kytons are good choices for players who want to play gladiator-style characters with some unusual abilities.

A kyton's most powerful abilities are its dancing chains,

spell resistance, and damage reduction, which scale up in the later levels of the class. The early levels provide the kyton with its natural armor, its melee attacks, and its strange gaze. It has fewer Hit Dice than a fighter of its level but is comparable to a rogue, and its natural abilities make it a good secondary combatant.

Racial Traits

- **Starting Ability Score Adjustments:** +2 Str, +2 Con, 4 Int. Kytons are physically hardy but very simple.
- **Speed:** Kyton land speed is 30 feet.
- **Darkvision:** Kytons can see in the dark up to 60 feet.
- **Cold Immunity:** Kytons hail from the colder parts of Baator and are immune to cold.
- **Skills:** +8 racial bonus on Craft (metalworking) checks.
- **Automatic Languages:** Common and Infernal.
- **Favored Class:** Kyton. The best multiclassing choice for a kyton is fighter.

Class Skills

The kyton's class skills (and the key ability for each skill) are Climb (Str), Craft (Int), Escape Artist (Dex), Listen (Wis), Profession (Wis), and Spot (Wis).

Class Features

All of the following are class features of the kyton monster class.

Weapon and Armor Proficiency: Kytons are proficient with all simple and martial weapons, with the spiked chain, but with no armor or shields. A kyton's body chains do not count toward the weight of its equipment.

Feats: A kyton receives one feat at 1st level and additional ones at 4th and 10th level. After 14th level it gains feats normally according to its character level, as shown on Table 2-5: Experience and Level-Dependent Benefits.

Chain Rakes: A kyton can use the chains wrapping its body as melee weapons, making two attacks per round at its normal base attack bonus (without any off-hand or two-weapon fighting penalties) and dealing the indicated damage plus Strength bonus. Any feats the kyton has regarding its chain rakes (such as Weapon Focus or Improved Critical) apply to using a spiked chain, and vice versa. Unwrapping a body chain to use as a weapon is a free action. A kyton can be disarmed of a chain it is using, but that simply causes the chain to wrap itself around the

TABLE A-30: THE JANNI

Level	Hit Dice	Base Attack Bonus	Fort Save	Ref Save	Will Save	Skill Points	CR	Special
1st	1d8	+1	+2	+2	+2	(8 + Int mod) × 4	1	Feat, <i>enlarge</i> or <i>reduce</i> 2/day
2nd	2d8	+2	+3	+3	+3	8 + Int mod	1	Telepathy 100 ft., <i>speak with animals</i> 2/day, fire resistance 5, +2 Wis
3rd	3d8	+3	+3	+3	+3	8 + Int mod	2	Feat, +2 Str
4th	3d8	+3	+3	+3	+3	8 + Int mod	2	Fly 20 ft. (perfect), <i>invisibility</i> 3/day, +2 Int
5th	4d8	+4	+4	+4	+4	8 + Int mod	2	<i>Plane shift</i> (2/day, self only), fire resistance 10
6th	4d8	+4	+4	+4	+4	8 + Int mod	2	<i>Create food and water</i> 1/day, +2 Str
7th	5d8	+5	+4	+4	+4	8 + Int mod	3	Improved Initiative, <i>plane shift</i> (2/day, 1 passenger)
8th	5d8	+5	+4	+4	+4	8 + Int mod	3	+2 Int, +2 Cha
9th	6d8	+6/+1	+5	+5	+5	8 + Int mod	4	Feat, <i>plane shift</i> (2/day, 3 passengers), +2 Dex
10th	6d8	+6/+1	+5	+5	+5	8 + Int mod	4	+2 Wis, fire resistance 15
11th	6d8	+6/+1	+5	+5	+5	8 + Int mod	4	<i>Plane shift</i> (unlimited, 6 passengers), +2 Str

TABLE A-31: THE KYTON

Level	Hit Dice	Base Attack Bonus	Fort Save	Ref Save	Will Save	Skill Points	CR	Special
1st	1d8	+1	+2	+2	+2	(8 + Int mod) × 4	1	Feat, subtypes (evil, lawful), 2 chains 1d6, chain reach 10 ft.
2nd	2d8	+2	+3	+3	+3	8 + Int mod	1	+2 natural armor
3rd	2d8	+2	+3	+3	+3	8 + Int mod	1	Unnerving gaze 5 ft., +2 Dex
4th	3d8	+3	+3	+3	+3	8 + Int mod	1	Feat, dancing chains (1)
5th	3d8	+3	+3	+3	+3	8 + Int mod	2	Chains 1d8, +2 Con, +4 natural armor
6th	4d8	+4	+4	+4	+4	8 + Int mod	2	Unnerving gaze 10 ft., +2 Dex
7th	4d8	+4	+4	+4	+4	8 + Int mod	3	Dancing chains (2)
8th	5d8	+5	+4	+4	+4	8 + Int mod	3	+6 natural armor, +2 Cha, regeneration 1
9th	5d8	+5	+4	+4	+4	8 + Int mod	4	Unnerving gaze 20 ft., DR 5/+1
10th	6d8	+6/+1	+5	+5	+5	8 + Int mod	4	Feat, dancing chains (3), spell resistance
11th	6d8	+6/+1	+5	+5	+5	8 + Int mod	5	+8 natural armor, +2 Str
12th	7d8	+7/+2	+5	+5	+5	8 + Int mod	5	Unnerving gaze 30 ft., regeneration 2
13th	7d8	+7/+2	+5	+5	+5	8 + Int mod	5	Dancing chains (4)
14th	8d8	+8/+3	+6	+6	+6	8 + Int mod	6	DR 10/+2

kyton's body again; pieces broken from a sundered chain wrap themselves automatically in a similar fashion. A chain is considered a Large weapon, even though the kyton is able to wield chains one-handed.

Chain Reach: A kyton's chain rakes have a reach of 10 feet. Like a spiked chain, a kyton's chains may be used against adjacent targets as well as targets at its maximum reach in the same round.

Unnerving Gaze (Su): Starting at 3rd level, a kyton can make its face resemble one of the opponent's departed loved ones or bitter enemies. Those subjected to the gaze must succeed on a Will save (DC 10 + 1/2 kyton's HD from class levels + kyton's Cha modifier) or take a 1 morale penalty on all attack rolls for 1d3 rounds. The gaze affects all enemies within a certain distance. The radius of the effect increases from 5 feet at 3rd level to 30 feet at 12th level and higher. Creatures can only be subject to a particular kyton's unnerving gaze attack once per day.

Dancing Chains (Su): As a standard action, a kyton of 4th level or higher may control the indicated number of unattended chains within 20 feet, making them dance or move as it wishes. In addition, the kyton can increase the chains' length by up to 15 feet and cause them to sprout razor-edged barbs (the chains return to their normal length and shape when the kyton stops controlling them). Each chain may make one attack per round as if the kyton were wielding it directly.

A kyton can climb chains it controls at its normal speed without a Climb check.

Regeneration (Ex): A kyton of 8th level or higher takes normal damage from fire, acid, and blessed weapons (if they bypass the kyton's damage reduction).

Spell Resistance (Ex): A kyton of 10th level or higher has spell resistance equal to 9 + Hit Dice from class level.

LILLEND

Outsider (Chaotic, Good)

Lillends are strange outsiders with a love of music and natural beauty. Although some might think them fiendish because of their serpentine bodies, their beautiful faces and voices and magnificent feathered wings show their benign nature. Incredibly strong, wise, and confident, lillends

make strong fighters and bards but excel at any task they choose. Lillends are good choices for players who want exotic characters with a strong desire to do good.

Lillends have good ability scores, natural armor, combat abilities, spellcasting, and spell-like abilities. They have enough special abilities that the class has a useful ability or ability score increase at every character level. The biggest drawback to the class is its 7 Hit Dice relative to its ECL of 13, so a lillend cannot take quite as much punishment as a fighter of the same level.

Racial Traits

- Starting Ability Score Adjustments: +2 Wis, +2 Cha. Lillends are wise, personable, and confident.
- Speed: Lillend land speed is 20 feet.
- Darkvision: Lillends can see in the dark up to 60 feet.
- Poison Immunity: Lillends are immune to all kinds of poison.
- Skills: +4 racial bonus on Survival checks.
- Automatic Languages: Abyssal, Celestial, Common, and Infernal.
- Favored Class: Lillend. The best multiclassing choice for a lillend is bard, but lillends are competent at any class.

Class Skills

The lillend's class skills (and the key ability for each skill) are Appraise (Int), Concentration (Con), Craft (Int), Knowledge (arcana) (Int), Listen (Wis), Perform (Cha), Profession (Wis), Spellcraft (Int), and Survival (Wis).

On reaching Large size, a lillend takes a 4 size penalty on Hide checks.

Class Features

All of the following are class features of the lillend monster class.

Weapon and Armor Proficiency: Lillends are proficient with all simple and martial weapons, but not with armor or shields.

Feats: A lillend receives one feat at 1st level and additional ones at 3rd and 8th level. After 13th level it gains feats normally according to its character level, as shown on Table 2-5: Experience and Level-Dependent Benefits.

TABLE A-32: THE LILLEND

Level	Hit Dice	Base Attack Bonus	Fort Save	Ref Save	Will Save	Skill Points	CR	Special
1st	1d8	+1	+2	+2	+2	(8 + Int mod) × 4	1	Feat, subtypes (chaotic, good), +1 natural armor
2nd	2d8	+2	+3	+3	+3	8 + Int mod	1	Bard abilities, +2 Str, +2 Int
3rd	3d8	+3	+3	+3	+3	8 + Int mod	2	Feat, tail slap 1d6, lillend world powers 1/day, +2 Cha
4th	4d8	+4	+4	+4	+4	8 + Int mod	2	+2 natural armor, fire resistance 5, +2 Str
5th	4d8	+4	+4	+4	+4		3	Improved grab, constrict, lillend talk powers, +2 Wis
6th	5d8	+5	+4	+4	+4	8 + Int mod	4	Fly 70 ft. (average), tail slap 1d8, +2 Str
7th	5d8	+5	+4	+4	+4		4	+3 natural armor, +2 Dex, +2 Cha
8th	6d8	+6/+1	+5	+5	+5	8 + Int mod	4	Feat, Large size, reach 10 ft., +2 Str, +2 Con
9th	6d8	+6/+1	+5	+5	+5		5	Tail slap 2d6, lillend world powers 3/day
10th	6d8	+6/+1	+5	+5	+5		5	+2 Dex, +4 natural armor, fire resistance 10
11th	7d8	+7/+2	+5	+5	+5	8 + Int mod	6	+2 Wis, +2 Cha
12th	7d8	+7/+2	+5	+5	+5		6	+2 Con, +2 Int
13th	7d8	+7/+2	+5	+5	+5		7	+2 Str, +2 Dex, +5 natural armor

Tail Slap: A lillend has a tail slap attack that is a natural weapon dealing the indicated damage plus 1/2 Strength bonus.

Bard Abilities: Starting at 2nd level, a lillend casts spells and has the bardic music ability of a bard of half its class level.

Lillend World Powers (Sp): Beginning at 3rd level, a lillend can use the following spell-like abilities once per day: *darkness*, *hallucinatory terrain*, *knock*, and *light*. At 9th level and higher it can use them three times per day. The lillend's caster level is its effective bard level + 4.

Lillend Talk Powers (Sp): Beginning at 5th level, a lillend can use the following spell-like abilities once per day: *charm person*, *speak with animals*, and *speak with plants*. Its caster level is its effective bard level + 4.

Improved Grab (Ex): Starting at 5th level, a lillend can use this ability if its hits a creature of its size or smaller with its tail attack, if it gets a hold, it can constrict.

Constrict (Ex): A lillend deals tail slap damage plus Strength bonus against creatures it grapples with its tail. This attack uses the entire lower portion of its body, so it cannot take any move actions when constricting, though it can still attack with a hand-held weapon.

is found to restrain its urges when it is in civilized areas. Magmins are physically weak, with almost all of their power stemming from their natural ability to ignite objects and exude heat. These two abilities start out weak but develop quickly. At the highest levels, the magmin's damage reduction kicks in, balancing its weak Hit Dice.

Racial Traits

- Starting Ability Score Adjustments: 2 Str, +2 Dex, 2 Int. Magmins are somewhat weak because of their size and not too smart, but relatively quick.
- Small: As Small creatures, Magmins gain a +1 size bonus to Armor Class, a +1 size bonus on attack rolls, and a +4 size bonus on Hide checks, but they must use smaller weapons than Medium-size creatures do, and their lifting and carrying limits are three-quarters of those of Medium-size characters.
- Speed: Magmin land speed is 30 feet.
- Darkvision: Magmins can see in the dark up to 60 feet.
- Automatic Languages: Ignan.
- Favored Class: Magmin. The best multiclassing choice for a magmin is rogue.

Class Skills

The magmin's class skills (and the key ability for each skill) are Climb (Str), Craft (Int), Escape Artist (Dex), Jump (Str), Profession (Wis), and Spot (Wis).

Class Features

All of the following are class features of the magmin monster class.

Weapon and Armor Proficiency: Magmins are not proficient with any weapons, armor, or shields.

MAGMIN

Elemental (Eire)

Made from molten rock, magmins are mischievous elemental creatures that do not really understand the damage they can cause. Quick but dumb, magmins have a hard time carrying nonmetallic equipment. Because they have such a limited focus, they are good characters for players who have a need to cause some destruction but don't have a long-term interest in a particular character. A magmin fighter or barbarian could be a workable character if a way

TABLE A-33: THE MAGMIN

Level	Hit Dice	Base Attack Bonus	Fort Save	Ref Save	Will Save	Skill Points	CR	Special
1st	1d8	+0	+0	+2	+0	(2 + Int mod) × 4	1	Feat, fire subtype, +2 natural armor, burning touch 1d4 fire
2nd	1d8	+0	+0	+2	+0		2	Fiery aura (5 ft., 1 point), melt weapons
3rd	1d8	+0	+0	+2	+0		2	Burning touch 1d6 fire, combustion, DR 5/+1
4th	2d8	+1	+0	+3	+0	2 + Int mod	3	Fiery aura (10 ft., 1d3 fire)
5th	2d8	+1	+0	+3	+0		3	Burning touch 1d8 fire
6th	2d8	+1	+0	+3	+0		3	Fiery aura (30 ft., 1d6 fire)

Feats: A magmin receives one feat at 1st level. After 6th level it gains feats normally according to its character level, as shown on Table 2-5: Experience and Level-Dependent Benefits.

Fire Subtype (Ex): A magmin is immune to fire damage and takes a -10 penalty on saves against cold attacks. If a cold attack does not allow a saving throw, the creature takes double damage instead.

Burning Touch: The magmin has a burning touch attack that is a natural weapon dealing the indicated damage, if the magmin uses a metal weapon, it adds half its burning touch damage to the weapon damage.

Fiery Aura (Ex): Anyone within a certain distance from a magmin of 2nd level or higher must succeed on a Fortitude save (DC 10 + 1/2 magmin's HD from class levels + magmin's Con modifier) or take the indicated damage from the intense heat. The radius of the emanation increases from, 5 feet at 2nd level to 30 feet at 6th level.

Combustion (Ex): Starting at 3rd level, a magmin gains this ability. Anyone it hits with its burning touch must succeed on a Reflex save (DC 10 + 1/2 magmin's HD from class levels + magmin's Con modifier) or take additional fire damage equal to the magmin's burning touch damage as clothes ignite or armor becomes searing hot. The damage continues for another 1d4+2 rounds after the magmin's last successful attack. Magmins can also ignite flammable materials with a touch. Attacks from a magmin with a weapon do not cause the target to combust.

Melt Weapons (Ex): Any metal weapon that strikes a magmin must succeed on a Fortitude save (DC 10 + 1/2 magmin's HD from class levels + magmin's Con modifier) or melt away into slag.

MEDUSA

Monstrous Humanoid

Whether the image of this snake-haired being emerges from literary description, the imagination, or from a fantasy film, the idea of a creature that can turn a human into unmoving stone with a glance is terrifying. What if a player character could threaten the denizens of a dungeon or the enemy within a foreign keep with a petrifying countenance? The troubling side of playing a medusa character is that unless the medusa's face is concealed (in which case the medusa suffers from all the consequences of blindness), its allies risk becoming realistic sculptures.

The important question in building the medusa monster class is where to place its petrifying gaze. Since it is the most important feature of the class, and the most likely to present game balance concerns to a Dungeon Master, the gaze lies close to the top of the range. At lower levels, the medusa must make do with ability score increases, natural armor, and poisonous snakes. The snakes deal Strength damage, a relatively weak poison that doesn't upset game balance. At higher levels, the medusa's poison grows in efficiency, eventually becoming powerful enough to debilitate a strong warrior with a single snake's attack. Eventually, the monster class at its highest level offers the medusa the power to control its gaze attacks so it strikes down foes, not friends.

Racial Traits

- Starting Ability Score Adjustments: +2 Dex, +2 Cha. Medusas are quick and have a strong sense of self.
- Speed: Medusa land speed is 30 feet.
- Darkvision: Medusas can see in the dark up to 60 feet.
- Automatic Languages: Common.
- Favored Class: Medusa. The best multiclassing choice for a medusa is fighter, but its high Charisma and gaze attack make it better suited for some class that does not put the character on the front line of the war, such as bard or sorcerer.



TABLE A-34: THE MEDUSA

Level	Hit Dice	Base Attack Bonus	Fort Save	Ref Save	Will Save	Skill Points	CR	Special
1st	1d8	+1	+0	+2	+2	(2 + Int mod) × 4	1	Feat, snakes 1d4, poison (1 Str, 2 Str)
2nd	2d8	+2	+0	+3	+3	2 + Int mod	1	+2 Int, +1 natural armor
3rd	2d8	+2	+0	+3	+3		1	+2 Con
4th	3d8	+3	+1	+3	+3	2 + Int mod	2	Feat, snakes 1d4, poison (1d4 Str, 2d4 Str)
5th	3d8	+3	+1	+3	+3		2	+2 Dex, +2 natural armor
6th	4d8	+4	+1	+4	+4	2 + Int mod	3	Petrifying gaze (1/day, active, 10 feet)
7th	4d8	+4	+1	+4	+4		4	+2 Wis, +3 natural armor
8th	5d8	+5	+1	+4	+4	2 + Int mod	5	Petrifying gaze (3/day, active, 30 feet)
9th	5d8	+5	+1	+4	+4		6	+2 Cha, poison (1d6 Str, 2d6 Str)
10th	6d8	+6/+1	+2	+5	+5	2 + Int mod	7	Feat, petrifying gaze (unlimited, standard, 30 feet)

Class Skills

The medusa's class skills (and the key ability for each skill) are Bluff (Cha), Craft (Int), Disguise (Cha), Move Silently (Dex), Profession (Wis), and Spot (Wis).

Class Features

All of the following are class features of the medusa monster class.

Weapon and Armor Proficiency: Medusas are proficient with all simple weapons and with shortbows but not with armor or shields.

Feats: A medusa receives two feats at 1st level and additional ones at 4th and 10th level. After 10th level it gains feats normally according to its character level, as shown on Table 2-5: Experience and Level-Dependent Benefits.

Snakes: The medusa has a snake-hair attack that is a natural weapon dealing the indicated damage plus 1/2 Strength bonus. The snakes always attack as one unit (the medusa cannot direct half of its snakes to attack one creature and half another).

Poison (Ex): A medusa's snake attack injects the target with poison (Fort DC 10 + 1/2 medusa's HD from class levels + medusa's Con modifier). The poison deals the indicated primary and secondary damage.

Petrifying Gaze (Su): Beginning at 6th level, a medusa gains the ability to petrify targets with its gaze. Unlike a fully developed gaze attack, a young medusa can use this ability only once per day and can only use it as an active attack against a single target within 10 feet. At 8th level its range extends to 30 feet, and the medusa can use its gaze in this manner up to three times per day. At 10th level its gaze attack fully matures, and it can use it at will. Targets of the gaze may resist with a Fortitude save (DC 10 + 1/2 medusa's HD from class levels + medusa's Cha modifier).

MIND FLAYER

Aberration

Mind flayers, like drow and driders, have a long history of terrorizing adventurers and heroes who dare to intrude within the deep reaches of the underworld. These aberrations rip the brains from their foes. As if that were not enough, the mind flayer triply earns its name with psionic powers and with *mind blasts* that can reduce foes to quivering inactivity.

The mind flayer's level adjustment is very high (+7), so most of the monster class involves reaching a point where

the mind flayer character is a match for the standard mind flayer. A mind flayer has a number of abilities to disperse to that point, but its *mind blast* is a trademark ability that is introduced as soon as possible. The ability first appears at 4th level, but is limited in its uses per day, with a lower save DC, and affecting only a single target. One by one, those restraints fall away until the character deals its 3d4 rounds of stunning, in a cone, at will. The rest of the mind flayer's spell-like psionic powers appear in order of their spell levels from lowest to highest.

The choice for mind flayer advancement is mostly moot, unless the campaign extends itself to epic levels beyond 20th. In that case, the old mind flayer tradition of wizardry is the best path for most mind flayers to pursue. With a +8 bonus to Intelligence, a mind flayer character given time and experience to develop its abilities can make a formidable archmage, and its spells would be very difficult to resist.

Racial Traits

- Starting Ability Score Adjustments: +2 Int. Mind flayers are intelligent creatures, albeit with an alien mindset.
- Speed: Mind flayer land speed is 30 feet.
- Darkvision: Mind flayers can see in the dark up to 60 feet.
- Automatic languages: Undercommon. However, mind flayers prefer to communicate telepathically.
- Favored Class: Mind flayer. The best multiclassing choices for a mind flayer are wizard and sorcerer.

Class Skills

The mind flayer's class skills (and the key ability for each skill) are Bluff (Cha), Concentration (Con), Craft (Int), Intimidate (Cha), Knowledge (any two, chosen at 1st level) (Int), Listen (Wis), Move Silently (Dex), Profession (Wis), and Spot (Wis).

Class Features

All of the following are class features of the mind flayer monster class.

Weapon and Armor Proficiency: A mind flayer has no proficiency with weapons, armor, or shields.

Feats: A mind flayer receives one feat at 1st level and additional ones at 5th and 11th level. After 15th level it gains feats normally according to its character level, as shown on Table 2-5: Experience and Level-Dependent Benefits.

Tentacles: A mind flayer uses its four facial tentacles for eating, but it also becomes adept at using them to attack

TABLE A-35: THE MIND FLAYER

Level	Hit Dice	Base Attack Bonus	Fort Save	Ref Save	Will Save	Skill Points	CR	Special
1st	1d8	+0	+0	+0	+2	(2 + Int mod) × 4	1	Feat, 2 tentacles 1d4, +1 natural armor
2nd	1d8	+0	+0	+0	+2		1	+2 Str, telepathy 10ft.
3rd	2d8	+1	+0	+0	+3	2 4 Int mod	2	+2 Wis, psionics (<i>detect thoughts, levitate</i>)
4th	2d8	+1	+0	+0	+3		2	+2 Con, <i>mind blast</i> 1/day (1 creature, 1d4 rounds)
5th	3d8	+2	+1	+1	+3	2 + Int mod	3	+2 Int, 3 tentacles 1d4, psionics (<i>suggestion</i>), telepathy 60 ft., feat
6th	3d8	+2	+1	+1	+3		3	+2 Dex, spell resistance, +2 natural armor
7th	4d8	+3	+1	+1	+4	2 + Int mod	4	+2 Cha, psionics (<i>charm monster</i>)
8th	4d8	+3	+1	+1	+4		4	Improved grab, <i>mind blast</i> 3/day (10 ft. cone, 1d4 rounds)
9th	5d8	+3	+1	+1	+4	2 + Int mod	5	+2 Int, 4 tentacles 1d4, telepathy 100 ft.
10th	5d8	+3	+1	+1	+4		5	+2 Wis, +3 natural armor
11th	6d8	+4	+2	+2	+5	2 + Int mod	6	Feat, +2 Cha, <i>mind blast</i> 3/day (30 ft. cone, 1d4 rounds)
12th	6d8	+4	+2	+2	+5		6	Extract, psionics (<i>plane shift</i> 1/day), <i>mind blast</i> 3/day (30 ft. cone, 2d4 rounds)
13th	7d8	+5	+2	+2	+5	2 + Int mod	7	+2 Int, +2 Dex
14th	7d8	+5	+2	+2	+5		7	+2 Wis, <i>mind blast</i> at will (60 ft. cone, 3d4 rounds)
15th	8d8	+6/+1	+2	+2	+6	2 + Int mod	8	+2 Cha, psionics (<i>astral projection, plane shift</i>)

creatures in combat. Its tentacles are natural melee weapons and deal the indicated damage plus Strength modifier. A mind flayer that cannot use all four of its tentacles in combat is still able to use them to eat in a non-combat situation.

Improved Grab (Ex): To use this ability, a mind flayer must hit a Small, Medium-size, or Large creature with a tentacle attack (or a Huge creature if it can reach the creature's head). If the grab is successful, on its next action the mind flayer may attempt to attach its remaining tentacles with a single grapple check. The target can escape all the tentacles with a single grapple check, but the mind flayer gets a +2 bonus to oppose this check for each of its tentacles beyond the first that is attached to the target.

Telepathy (Su): Starting at 2nd level, a mind flayer gains telepathy at the indicated range. It may communicate telepathically with any creature in range that has a language.

Psionics (Sp): Beginning at 3rd level, a mind flayer acquires psionic abilities. Unless otherwise indicated, the abilities may be used at will. The effective sorcerer level for these abilities is equal to the mind flayer's Hit Dice from class levels. The save DC for psionics effects is 10 + spell level + mind flayer's Charisma modifier.

Mind Blast (Sp): Beginning at 4th level, a mind flayer can create a blast of mental energy. A creature attacked by a *mind blast* can attempt a Will save (DC 10 + 1/2 medusa's HD from class levels + medusa's Cha modifier) to avoid being stunned. Initially this ability is usable once per day against only one creature within 10 feet, and the stunned effect lasts for 1d4 rounds. As a mind flayer advances in level, its *mind blast* affects all creatures in a cone extending out from the mind flayer, the ability is usable more often, and the duration of the effect lengthens. At 14th level, a mind flayer can use its *mind blast* at will. It affects all creatures in a 60-foot cone, and those that fail their saves are stunned for 3d4 rounds.

Spell Resistance (Ex): Beginning at 6th level, a mind flayer gains spell resistance equal to 10 + its class level.

Extract (Ex): A mind flayer of 12th level or higher that begins its turn with all four tentacles attached and makes a successful grapple check automatically extracts the opponent's brain, instantly killing that creature (unless it has multiple brains or can function without its brain).

MUMMY

Undead

Undead monsters can be tough to adapt to a setting, but the story that they bring with them often makes it worth the extra effort. What could bring a mummy to abandon its eternal vigilance and take up the career of a traveling adventurer? The mummy character must answer that question. Is it vengeance, the pursuit of a grave robber or desecrator of the dead? Is it the suddenly recovered memory of the life long past? Alternatively, does this creature of the dead, of all of the things that prowl the night, seek to end its years of service to negative powers? Does it long to be human once more, or simply to end its suffering in pursuit of something more noble?

The mummy has in its repertoire despair, mummy rot, improved ability scores, natural armor, and its very status as an undead creature. The undead status comes first, and because of this type advantage, the mummy must wait for several levels to acquire any special abilities. What is frequently the most feared aspect of an encounter with a hostile mummy, its supernatural rotting disease, does not play much into the effectiveness of a player character mummy. While PCs must deal with long-term consequences such as diseases and curses, the typical monster won't be alive long enough for the disease to matter or if it is, it's only because the player characters have met an untimely end. The mummy's despair, on the other hand, is much more useful, even if it is troublesome for companions to deal with its paralyzing visage each morning.

The mummy's ability scores encourage it down the path of any character class that does not rely on Dexterity or Intelligence. Sorcerer, cleric, and fighter are the most likely

TABLE A-36: THE MUMMY

Level	Hit Dice	Base Attack Bonus	Fort Save	Ref Save	Will Save	Skill Points	CR	Special
1st	1d12	+0	+0	+0	+2	(4 + Int mod) × 4	1	Feat, fire vulnerability, slam 1d4, +3 natural armor
2nd	2d12	+1	+0	+0	+3	4 + Int mod	1	+2 Str
3rd	2d12	+1	+0	+0	+3		1	Resistant to blows, +2 Wis
4th	3d12	+1	+1	+1	+3	4 + Int mod	1	Feat, +5 natural armor, +2 Str
5th	3d12	+1	+1	+1	+3		2	Mummy rot 1/day, +2 Cha
6th	4d12	+2	+1	+1	+4	4 + Int mod	2	Slam 1d6, +2 Str
7th	4d12	+2	+1	+1	+4		2	DR 5/
8th	5d12	+2	+1	+1	+4	4 + Int mod	3	Mummy rot 3/day
9th	5d12	+2	+1	+1	+4		3	+8 natural armor, +2 Str
10th	6d12	+3	+2	+2	+5	4 + Int mod	3	Feat, despair, +2 Cha
11th	6d12	+3	+2	+2	+5		3	+10 natural armor, +2 Wis, +2 Str
12th	7d12	+3	+2	+2	+5	4 + Int mod	3	Mummy rot at will
13th	8d12	+4	+2	+2	+6	4 + Int mod	3	+2 Str

chokes, though that unique mummy paladin or bard could be worth considering.

Racial Traits

- Starting Ability Score Adjustments: +2 Str, Con, 4 Int. Mummies are strong but slow, and they tend to be single-minded. As an undead creature, a mummy does not have a Constitution score.
- Undead: Immune to mind-affecting effects, poison, sleep, paralysis, stunning, and disease. Not subject to critical hits, subdual damage, ability damage, energy drain, or death from massive damage. When a mummy is reduced to 0 hit points, it is immediately destroyed. A destroyed

mummy can be reanimated with a *limited wish*, *wish*, or *miracle* spell (the first spell causes the mummy to lose a level, the latter two do not). A *resurrection* or *true resurrection* spell can bring a mummy back to life as a creature (no longer undead) with a character class appropriate to the mummy's life (the former spell causes the ex-mummy to lose a level, the latter one does not).

- Speed: Mummy land speed is 20 feet.
- Darkvision: Mummies can see in the dark up to 60 feet.
- Automatic Languages: Common. Once humanoids themselves, mummies remember the language of their own former existence. Mummies often study rare or exotic languages in order to preserve their connection to an ancient past.
- Favored Class: Mummy. The best multiclassing choice for a mummy is fighter.

Class Skills

The mummy's class skills (and the key ability for each skill) are Craft (Int), Hide (Dex), Listen (Wis), Move Silently (Dex), Profession (Wis), and Spot (Wis).

Class Features

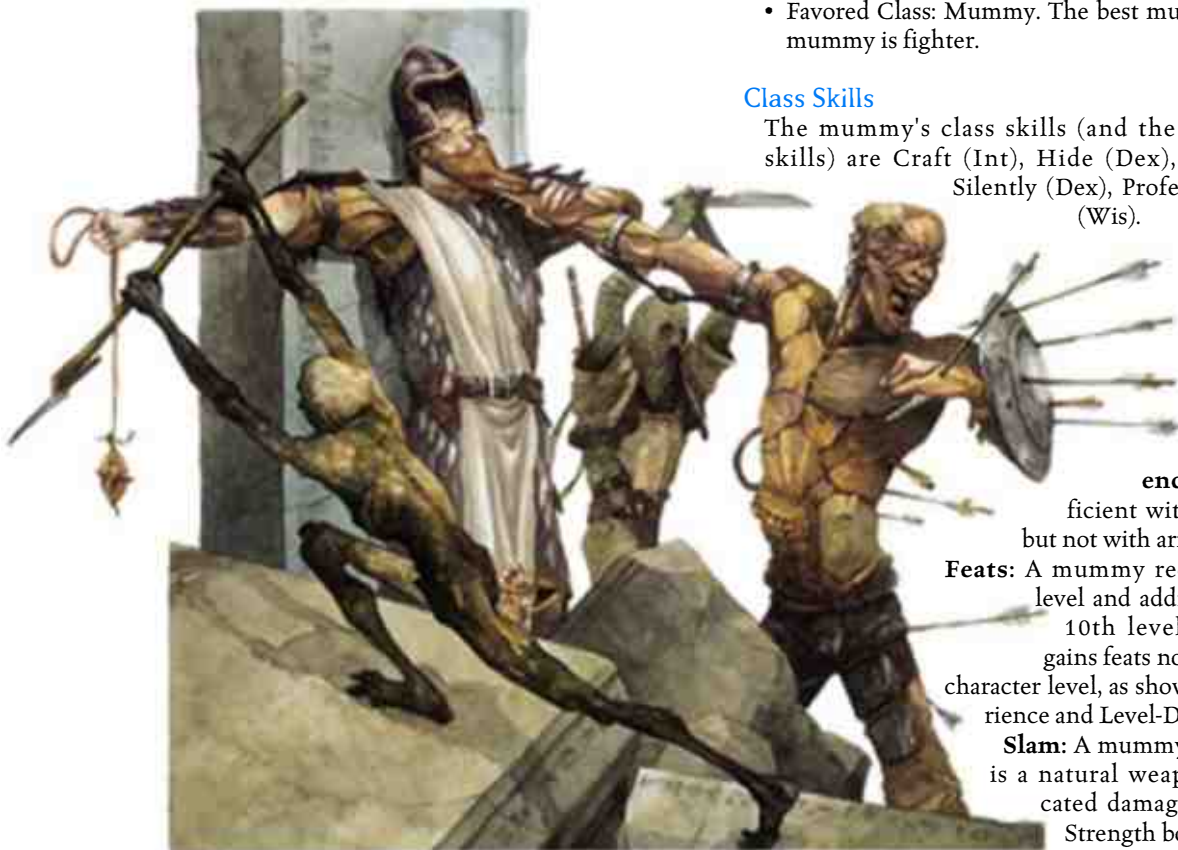
All of the following are class features of the mummy monster class.

Weapon and Armor Proficiency:

Mummies are proficient with all simple weapons, but not with armor or shields.

Feats: A mummy receives one feat at 1st level and additional ones at 4th and 10th level. After 11th level it gains feats normally according to its character level, as shown on Table 2-5: Experience and Level-Dependent Benefits.

Slam: A mummy has a slam attack that is a natural weapon dealing the indicated damage plus 1 1/2 times its Strength bonus.



Fire Vulnerability (Ex): A mummy takes double damage from fire attacks unless a save is allowed for half damage. A successful save halves the damage and a failure doubles it.

Resistant to Blows (Ex): At 3rd level, a mummy becomes more resistant to damage. Any physical attacks against it deal only half damage. Apply this effect before damage reduction.

Mummy Rot (Su): Starting at 5th level, once per day a mummy can infect a creature hit by its slam attack with mummy rot. At 8th level it can do this three times per day, and at 12th level every one of its slam attacks can inflict the disease if the mummy wishes. Mummy rot is a supernatural disease, and it cannot be cured without magic. An afflicted creature that dies shrivels away into sand and dust that blow away into nothing at the first wind unless both *remove disease* and *raise dead* (or similar spells) are cast on the remains within 6 rounds.

Despair (Su): At 10th level and higher, a mummy can use its despair ability to cause fear in any creature that views it. Such a creature must succeed on a Will save (DC 10+1/2 mummy's HD from class levels + mummy's Cha modifier) or be paralyzed with fear for 1d4 rounds. Whether or not the save is successful, that creature cannot be affected again by that mummy's despair ability for one day.

NIXIE (SPRITE)

Fey

Sprites have become known for their mischievous nature, for their ability to pull pranks of either incredible complexity or simple mirth. In truth sprites, especially nixies, are reclusive by nature. A few sprites, however, buck the trend, leaving behind their woods and lakes to learn more of the larger world. And, perhaps, to make a difference in it. Perhaps they seek to halt the encroachment of humanity into their forests and wilds. Or they may realize that as vast as the bounty of their homelands may be, the world is yet larger and more interesting.

The advantage of beginning play as a fey creature lies mostly in the number of skill points with which a fey begins. Over its first three levels, the nixie character gains all of its minor but helpful abilities and a potent Charisma score.

Because of the nixie's low starting ECL and its good ability scores, it is one of the best candidates for a monster spellcaster. Few monsters with an ECL of more than 3 or 4 are suitable for becoming spellcasters simply because they can never match the spellcasting power of a human of the same character level. In the nixie's case, the trade may be worth it. By multiclassing into a sorcerer, the nixie benefits from Charisma and spell resistance, even if that spell resistance eventually grows weak relative to character level. Nixies can also do well as rogues or bards, given their ability scores.

Racial Traits

- **Starting Ability Score Adjustments:** 4 Str, +4 Dex, +4 Cha. Though weak in sheer physical power, the nixie relies on grace and winning personality.
- **Small:** As Small creatures, nixies gain a +1 size bonus to Armor Class, a +1 size bonus on attack rolls, and +4 size bonus on Hide checks, but they must use smaller weapons than Medium-size creatures do, and their lifting and carrying limits are one-half of those of Medium-size characters.
- **Speed:** Nixie land speed is 20 feet, swim speed 30 feet. Like any creature with a swim speed, nixies can move through the water at that speed without making Swim checks, they have a +8 racial bonus on Swim checks to perform some special action or avoid a hazard, and they can always take 10 when making Swim checks. They can use the run action while swimming provided they swim in a straight line.
- **Aquatic Subtype:** Nixies can breathe water or air equally well.
- **Skills:** +2 racial bonus on Search, Spot, and Listen checks; +5 racial bonus on Hide checks when in water.
- **Low-Light Vision:** Nixies can see twice as far as a human in starlight, moonlight, torchlight, or similar conditions of poor illumination. They retain the ability to distinguish color and detail under these conditions.
- **Automatic Languages:** Aquan, Common, and Sylvan.
- **Favored Class:** Nixie. The best multiclassing choices for a nixie are bard, rogue, and sorcerer.

Class Skills

The nixie's class skills (and the key ability for each skill) are Bluff (Cha), Craft (Int), Escape Artist (Dex), Handle Animal (Wis), Hide (Dex), Listen (Wis), Perform (Cha), Profession (Wis), Search (Int), Sense Motive (Wis), and Spot (Wis).

Class Features

All of the following are class features of the nixie monster class.

Weapon and Armor Proficiency: Nixies are proficient with all simple weapons, and with the short sword, but not with armor or shields.

Feats: A nixie receives one feat at 1st level. It gains Dodge as a bonus feat at 3rd level. After 4th level it gains feats normally according to its character level, as shown on Table 2-5: Experience and Level-Dependent Benefits.

Spell-Like Abilities: A nixie can use the indicated spell-like abilities the indicated number of times per day. Its caster level for *water breathing* is its class level +2. All other spell-like abilities have a caster level of the nixie's class level.

TABLE A-37: THE NIXIE

Level	Hit Dice	Base Attack Bonus	Fort Save	Ref Save	Will Save	Skill Points	CR	Special
1st	1d6	+0	+0	+2	+2	(6 + Int mod) × 4	1	Spell like abilities (<i>water breathing</i> 1/day), feat
2nd	1d6	+0	+0	+2	+2		1	Int +2, Dex +2, spell like abilities (<i>charm person</i> 1/day)
3rd	1d6	+0	+0	+2	+2		1	Wis +2, Dodge
4th	1d6	+0	+0	+2	+2		1	Cha +2, spell like abilities (<i>charm person</i> 3/day), SR 16

TABLE A-38: THE OGRE

Level	Hit Dice	Base Attack Bonus	Fort Save	Ref Save	Will Save	Skill Points	CR	Special
1st	1d8	+0	+2	+0	+0	(2 + Int mod) × 4	1	Feat, +3 natural armor
2nd	2d8	+1	+3	+0	+0	2 + Int mod	1	+2 Str, +2 Con
3rd	3d8	+2	+3	+1	+1	2 + Int mod	1	Feat, +4 natural armor
4th	3d8	+2	+3	+1	+1		1	+2 Str, +2 Con
5th	4d8	+3	+4	+1	+1	2 + Int mod	2	Large size, reach 10 ft., +2 Str, 2 Dex
6th	4d8	+3	+4	+1	+1		2	+2 Str, +5 natural armor

OGRE

Giant

Ogres stand out as physically powerful combatants, even if they lack sophistication. Yet style and grace are something that an ogre character seldom needs. The ogre proves its worth in single combat and to a party of adventurers in almost every encounter, dealing out terrible punishment to its enemies and that's in addition to its naturally repellent odor.

Building the ogre monster class focuses on the creature's Strength, size, and natural armor. The 1st-level ogre begins play strong but with less than half of its eventual Strength. The rest is gained over several levels until the ogre character reaches 8th level. Similarly, the ogre's natural armor slowly accrues over those levels, beginning at 2nd level. Finally, at lower levels, the ogre is merely Medium-size.



Class Skills

The ogre's class skills (and the key ability for each skill) are Climb (Str), Craft (Int), Listen (Wis), Profession (Int), and Spot (Wis).

On reaching Large size, an ogre takes a 4 size penalty on Hide checks.

Class Features

All of the following are class features of the ogre monster class.

Racial Traits

- Starting Ability Score Adjustments: +2 Str, 4 Int, 4 Cha. An ogre is physically powerful but dumb as a post, and severely lacking in social skills.
- Speed: Ogre land speed is 40 feet.
- Darkvision: Ogres can see in the dark up to 60 feet.
- Automatic Languages: Giant.
- Favored Class: Ogre. The best multiclassing choices for an ogre are fighter and barbarian. Training in more than a single additional class is difficult for their uncomplicated minds to accept.

Weapon and Armor Proficiency: Ogres are proficient with all simple and martial weapons, with light armor, and with shields.

Feats: An ogre receives one feat at 1st level and another one at 3rd level. After 6th level it gains feats normally according to its character level, as shown on Table 2-5: Experience and Level-Dependent Benefits.

OGRE MAGE

Giant

Said to be magical beings native to distant lands, ogre mages are the opposite of their slow, crude, and brutish cousins. They can be highly organized and sometimes lead groups of common ogres, devising tactics that make the best of ogre strengths while minimizing their weaknesses. With the ability to change shape, fly, charm enemies, and escape from danger as smoke, some ogre mages let others believe that they are actually vampires, fooling enemies into wasting time trying to turn them or harm them with holy water. As smart as the average wizard, ogre mages are clever beings and make good characters for players who

MERROW

Merrow (aquatic ogres) live in freshwater lakes and rivers. Merrow use all information from the ogre class, with the following changes: They have a swim speed of 40 feet, can breathe water as well as air, and are proficient with the longspear instead of the greatclub.

like to plan and lead but still hold their own when swords must be drawn.

Ogre mages come with a suite of magical abilities, some of which are very powerful. Their spell-like abilities are acquired at approximately the same level the equivalent spells become available to wizards, and the ogre mage starts out with limited uses but eventually gains their full potency. The ability score bonuses accrue for the entire range of the class, and at the highest levels the monster gains spell resistance, regeneration, and its full size.

Racial Traits

- Starting Ability Score Adjustments: +2 Str, +2 Cha. Ogre mages are strong and confident.
- Speed: Ogre mage land speed is 40 feet.
- Darkvision: Ogre mages can see in the dark up to 60 feet.
- Automatic Languages: Common and Giant.
- Favored Class: Ogre mage. The best multiclassing choices for an ogre mage are fighter and sorcerer.

Class Skills

The ogre mage's class skills (and the key ability for each skill) are Concentration (Con), Craft (Int), Listen (Wis), Profession (Wis), Spellcraft (Int), and Spot (Wis).

On reaching Large size, an ogre mage takes a 4 size penalty on Hide checks.

Class Features

All of the following are class features of the ogre mage monster class.

Weapon and Armor Proficiency: Ogre mages are proficient with all simple and martial weapons, with light armor, and with shields.

Feats: A ogre mage receives one feat at 1st level and another one at 4th level. After 12th level it gains feats normally according to its character level, as shown on Table 2-5: Experience and Level-Dependent Benefits.

Spell-Like Abilities: An ogre mage can use the indicated spell-like abilities at the indicated frequency. It has a

caster level equal to its Hit Dice from class levels + 4.

Spell Resistance (Ex): A ogre mage has spell resistance equal to 6 + class level.

Regeneration (Ex): Ogre mages take normal damage from fire and acid. An ogre mage that loses a limb or body part can reattach it by holding the severed member to the stump. Reattachment takes 1 minute. If the head or other vital organ is removed, it must be reattached within 10 minutes or the creature dies. Ogre mages cannot regrow lost body parts.

PIXIE (SPRITE)

Fey

Pixies are pranksters and greatly enjoy leading travelers astray, but some break out of this simple mentality and try to learn more about their world, seek great treasures, or avenge a particular insult to themselves, their people, or their homeland. With their natural ability to fly, sense thoughts, disrupt enemy magic, and become invisible, pixies are formidable creatures when angered. They are good choices for players who like to play mischievous characters and want some magic to carry out their plans.

Despite their size, full-grown pixies can be very dangerous. Their magical powers and high number of skill points and feats are responsible for their total ECL of 5, but their low Hit Dice are their greatest drawback. The class is built around scaling the spell-like abilities, and their natural invisibility isn't introduced until 4th level. At the highest level of the class are the most powerful spell-like abilities and spell resistance.

Racial Traits

- Starting Ability Score Adjustments: 4 Str, +4 Dex, +2 Int, +2 Cha. Pixies are physically weak but make up for it in other areas.
- Small: As Small creatures, pixies gain a +1 size bonus to Armor Class, a +1 size bonus on attack rolls, and a +4 size bonus on Hide checks, but they must use smaller weapons than Medium-size creatures do, and their lifting and

TABLE A-39: THE OGRE MAGE

Level	Hit Dice	Base Attack Bonus	Fort Save	Ref Save	Will Save	Skill Points	CR	Special
1st	1d8	+0	+2	+0	+0	(2 + Int mod) × 4	1	Feat, +1 natural armor, spell like abilities (<i>charm person</i> 1/day, <i>sleep</i> 1/day)
2nd	2d8	+1	+3	+0	+0	2 + Int mod	1	+2 natural armor, +2 Con
3rd	2d8	+1	+3	+0	+0		2	+2 Wis, spell like abilities (<i>darkness</i> 1/day, <i>invisibility</i> 1/day)
4th	3d8	+2	+3	+1	+1	2 + Int mod	2	Feat, fly 40 ft. (good), +2 Str, +2 Cha
5th	3d8	+2	+3	+1	+1		3	+2 Int, spell like abilities (<i>gaseous form</i> 1/day), +3 natural armor
6th	3d8	+2	+3	+1	+1		3	Regeneration 1, spell like abilities (<i>darkness</i> 3/day, <i>invisibility</i> 3/day)
7th	4d8	+3	+4	+1	+1	2 + Int mod	4	Spell like abilities (<i>polymorph self</i> 1/day), +4 natural armor, +2 Str
8th	4d8	+3	+4	+1	+1		4	+2 Con, +2 Wis, spell resistance
9th	4d8	+3	+4	+1	+1		5	Spell like abilities (<i>cone of cold</i> 1/day, <i>darkness</i> at will, <i>invisibility</i> at will)
10th	5d8	+3	+4	+1	+1	2 + Int mod	6	Large size, reach 10 ft., +2 Str, +2 Int, +5 natural armor
11th	5d8	+3	+4	+1	+1		7	Regeneration 2, +2 Con
12th	5d8	+3	+4	+1	+1		8	+2 Str, +2 Cha

TABLE A-40: THE PIXIE

Level	Hit Dice	Base Attack Bonus	Fort Save	Ref Save	Will Save	Skill Points	CR	Special
1st	1d6	+0	+0	+2	+2	(6 + Int mod) × 4	1	Feat, lesser pixie powers 1/day
2nd	1d6	+0	+0	+2	+2		2	Dodge, fly 20 ft. (good), +2 Int, +2 Cha
3rd	1d6	+0	+0	+2	+2		3	Pixie powers 1/day, fly 40 ft. (good), +1 natural armor, +2 Dex, +2 Wis
4th	1d6	+0	+0	+2	+2		3	Natural invisibility fly 60 ft. (good) craft special arrows, +2 Int, +2 Cha
5th	1d6	+0	+0	+2	+2		4	Greater pixie powers 1/day, SR 16, +2 Dex, +2 Wis

carrying limits are three-quarters of those of Medium-size characters.

- **Speed:** Pixie land speed is 20 feet.
- **Low-Light Vision:** Pixies can see twice as far as a human in starlight, moonlight, torchlight, and similar conditions of poor illumination. They retain the ability to distinguish color and detail under these conditions.
- **Skills:** +2 racial bonus on Listen, Search, and Spot checks.
- **Automatic Languages:** Common and Sylvan.
- **Favored Class:** Pixie. The best multiclassing choices for a pixie are rogue, sorcerer, and wizard.

Class Skills

The pixie's class skills (and the key ability for each skill) are Bluff (Cha), Concentration (Con), Craft (Int), Escape Artist (Dex), Heal (Wis), Hide (Dex), Listen (Wis), Move Silently (Dex), Profession (Wis), Ride (Dex), Search (Int), Sense Motive (Wis), and Spot (Wis).

Class Features

All of the following are class features of the pixie monster class.

Weapon and Armor Proficiency: Pixies are proficient with all simple weapons, with the short sword, and with the composite longbow, but not with armor or shields.

Feats: A pixie receives one feat at 1st level. It gains Dodge as a bonus feat at 2nd level. After 5th level it gains feats normally according to its character level, as shown on Table 2-5: Experience and Level-Dependent Benefits.

Lesser Pixie Powers (Sp): A pixie can use the following spell-like abilities once per day: *dancing fights*, *detect chaos*, *detect good*, *detect evil*, *detect law*, *entangle*, and *invisibil-*

ity (self only). Its caster level for all spell-like abilities is equal to its class level + 3 (save DC 10 + spell level + pixie's Cha modifier).

Pixie Powers (Sp): Beginning at 3rd level, a pixie can use *detect thoughts* and *dispel magic* once per day.

Natural Invisibility (Su): At 4th level, a pixie is naturally invisible and remains invisible even when it attacks. This ability is constant, but the pixie can suppress or resume it as a free action.

Craft Special Arrows: Upon reaching 4th level, a pixie can craft pixie sleep arrows and pixie memory loss arrows as though meeting all of the prerequisites.

Greater Pixie Powers (Sp): At 5th level, a pixie can use *confusion* (by touch), *permanent image* (visual and auditory elements only), and *polymorph self* once per day. A pixie with a Charisma of at least 20 can also use *Otto's irresistible dance* once per day.

RAKSHASA

Outsider (Evil, Lawful)

Said to be the very embodiment of evil, rakshasas are malevolent and manipulative. They are the masterminds of evil plots, the leaders of horrible cults, capable of using magic but naturally resistant to it. Rakshasas are good choices for players who want to play leaders with some magical ability and the ability to ignore most of the spells of enemy casters.

While its ability score increases are significant, a rakshasa's gifts stem from magic. Its sorcerer abilities progress about half as fast as those of a true sorcerer, but its superior base attack bonus, saving throws, and damage reduction make up for that. The class's most significant ability is its

TABLE A-41: THE RAKSHASA

Level	Hit Dice	Base Attack Bonus	Fort Save	Ref Save	Will Save	Skill Points	CR	Special
1st	1d8	+1	+2	+2	+2	(8 + Int mod) × 4	1	Feat, subtypes (evil, lawful), 2 claws 1d4, alternate form 1 /day (1 hour), vulnerable to blessed crossbow bolts
2nd	1d8	+1	+2	+2	+2		2	Spells, bite 1d6, +2 Int
3rd	2d8	+2	+3	+3	+3	8 + Int mod	2	+2 Str, <i>detect thoughts</i> 1/day
4th	2d8	+2	+3	+3	+3		3	Alternate form 3/day (2 hours), spell immunity (1st)
5th	3d8	+3	+3	+3	+3	8 + Int mod	4	Feat, +2 Dex
6th	3d8	+3	+3	+3	+3		5	<i>Detect thoughts</i> 3/day, spell immunity (2nd)
7th	4d8	+4	+4	+4	+4	8 + Int mod	5	+2 Con, +2 Wis
8th	4d8	+4	+4	+4	+4		6	DR 10/+2, alternate form at will, spell immunity (3rd)
9th	5d8	+5	+4	+4	+4	8 + Int mod	6	+2 Cha, <i>detect thoughts</i> at will
10th	5d8	+5	+4	+4	+4		7	+2 Dex, spell immunity (4th)
11th	6d8	+6/+1	+5	+5	+5	8 + Int mod	7	Feat, spell immunity (5th)
12th	6d8	+6/+1	+5	+5	+5		8	+2 Con, spell immunity (6th)
13th	7d8	+7/+2	+5	+5	+5	8 + Int mod	8	+2 Cha, spell immunity (7th)
14th	7d8	+7/+2	+5	+5	+5		8	DR 15/+3, spell immunity (8th)

immunity to most spells, which starts out at very low power but climbs rapidly in the highest Levels of the class.

Racial Traits

- Starting Ability Score Adjustments: +2 Con, +2 Cha. Rakshasas are tough and diabolically sure of themselves.
- Speed: Rakshasa land speed is 40 feet.
- Darkvision: Rakshasas can see in the dark up to 60 feet.
- Automatic Languages: Common, Infernal, and Undercommon.
- Favored Class: Rakshasa. The best multiclassing choices for a rakshasa are rogue and sorcerer.

Class Skills

The rakshasa's class skills (and the key ability for each skill) are Bluff (Cha), Craft (Int), Disguise (Cha), Listen (Wis), Move Silently (Dex), Perform (Cha), Profession (Wis), Sense Motive (Wis), and Spot (Wis).

Class Features

All of the following are class features of the rakshasa monster class.

Weapon and Armor Proficiency: Rakshasas are proficient with all simple and martial weapons but not with armor or shields.

Feats: A rakshasa receives one feat at 1st level and additional ones at 5th and 11th level. After 14th level it gains feats normally according to its character level, as shown on Table 2-5: Experience and level-Dependent Benefits.

Claws: A rakshasa has two claw attacks that are natural weapons dealing the indicated damage plus Strength bonus.

Bite: A rakshasa has a bite attack that is a natural weapon dealing the indicated damage plus 1/2 Strength bonus.

Alternate Form (Su): A rakshasa can assume any humanoid form, or revert to its own form, as a standard action. This ability is similar to the *alter self* spell cast by an 18th-level sorcerer. A rakshasa can use this ability the indicated number of times per day at the indicated duration. Eventually the rakshasa can remain in an alternate form indefinitely.

Vulnerable to Blessed Crossbow Bolts (Ex): Any hit scored with a blessed crossbow bolt instantly slays a rakshasa.

Spells: Starting at 2nd level, a rakshasa casts spells as a sorcerer of a level equal to its Hit Dice from class levels, and can also, choose 1st-level cleric spells as known spells and cast them as arcane spells.

Detect Thoughts (Sp): A rakshasa can use this ability the indicated number of times per day with a caster level equal to its class level + 4 (save DC 12 + rakshasas Cha modifier).

Spell Immunity (Su): Starting at 4th level, a rakshasa is immune to all effects of all 1st-level spells. As it advances in level it becomes immune to higher-level spells. Like spell resistance, a rakshasa may suppress this ability in order to accept its own spells or spells from allies.

SATYR

Fey

If nymphs and dryads represent the beauty of the natural world, satyrs represent its lust and fertility. Lovers and drinkers rather than fighters, satyrs are quite capable of defending themselves, their land, and their mates when needed. They also have keen senses that help keep them from being ambushed. Satyrs are good characters for players who like playing bards but want a more natural feel than a city-born entertainer.

Satyrs have few abilities that are very remarkable. Their level adjustment of only +2 is based on their favorable ability score bonuses, racial bonuses to skills, and magical pipes. Most of the class is spent advancing the creature's Hit Dice, with its other abilities distributed over its seven levels. Its only magical ability is one of the last things it gets.

Racial Traits

- Starting Ability Score Adjustments: +2 Dex, +2 Cha. Satyrs are nimble and gregarious.
- Speed: Satyr land speed is 40 feet.
- Low-Light Vision: Satyrs can see twice as far as a human in starlight, moonlight, torchlight, and similar conditions of poor illumination. They retain the ability to distinguish color and detail under these conditions.
- Skills: +4 racial bonus on Listen and Spot checks.
- Automatic Languages: Common and Sylvan.
- Favored Class: Satyr. The best multiclassing choices for a satyr are bard and rogue.

Class Skills

The satyr's class skills (and the key ability for each skill) are Bluff (Cha), Craft (Int), Hide (Dex), Listen (Wis), Move Silently (Dex), Perform (Cha), Profession (Wis), and Spot (Wis).

Class Features

All of the following are class features of the satyr monster class.

Weapon and Armor Proficiency: Satyrs are proficient with all simple weapons and with shortbows but not with armor or shields.

Feats: A satyr receives one feat at 1st level and another one at 3rd level. After 7th level it gains feats normally

TABLE A-42: THE SATYR

Level	Hit Dice	Base Attack Bonus	Fort Save	Ref Save	Will Save	Skill Points	CR	Special
1st	1d6	+0	+0	+2	+2	(6 + Int mod) × 4	1	Feat, gore 1d6, +2 natural armor
2nd	2d6	+1	+0	+3	+3	6 + Int mod	1	+4 racial bonus on Perform
3rd	3d6	+1	+1	+3	+3	6 + Int mod	2	Feat, +2 Int, +4 racial bonus on Hide
4th	4d6	+2	+1	+4	+4	6 + Int mod	2	+4 racial bonus on Move Silently
5th	4d6	+2	+1	+4	+4		3	Attune pipes
6th	5d6	+2	+1	+4	+4	6 + Int mod	4	+4 natural armor
7th	5d6	+2	+1	+4	+4		4	Con +2, Wis +2

according to its character level, as shown on Table 2 5: Experience and level-Dependent Benefits.

Gore: The satyr has a gore attack that is a natural weapon dealing the indicated damage plus Strength bonus.

Attune Pipes (Su): A satyr of 5th level or higher with a set of musical pipes can spend one day attuning that instrument to itself and its natural magic (a process similar to creating a magic item). Once the pipes are attuned, the satyr may invoke a special magic. When it plays, all creatures within a 60-foot spread (except satyrs) must succeed on a Will save (DC 14) or be affected by *charm person*, *fear*, or *sleep* (caster level equal to twice the satyr's HD from class levels). The satyr chooses the tune and its effect. A creature that successfully saves against any of the pipe's effects cannot be affected by the same set of pipes again for one day.

The pipes cannot be used in this manner by anyone else, and if separated from the satyr for more than a week, they must undergo the attunement process again. Only satyrs who have chosen "pipes" as a type of performance with the Perform skill can attune a set of pipes in this manner.

SEA HAG

Monstrous Humanoid

Of the many kinds of hag, the sea hag is the most loathsome, repulsive, and wretched. Most of its magical powers stem from how hideous it is and the more horrible its appearance, the more proud the sea hag becomes. As strong as other hags, sea hags have no special ability to disguise themselves or mimic others, and so they must be cautious when away from their lairs. Sea hags are good characters for players who enjoy dramatic appearances and are looking for a creature with a lower ECL than a medusa (another horrible-looking monster).

While sea hags have only 3 Hit Dice, their two main abilities are very powerful, capable of weakening large numbers of creatures at once or slaying one outright. They first gain a weak form of their Strength attack, which develops over time into its mature version, and only acquire the deadly gaze attack at later levels. A sea hag's spell resistance is weaker than that of any other hag, but it gets this ability at a relatively early level. Like all hags it is very strong, and a sea hag's Strength increases greatly over the class's eight levels.

Racial Traits

- Starting Ability Score Adjustments; +2 Str, +2 Wis. Sea hags are strong and clever.
- Speed: Sea hag land speed is 30 feet, swim speed 40 feet. Like any creature with a swim speed, sea hags can move

through the water at that speed without making Swim checks, have a +8 racial bonus on Swim checks to perform some special action or avoid a hazard, and can always take 10 when making Swim checks. They can use the run action while swimming provided they swim in a straight line.

- Aquatic Subtype:** Sea hags can breathe water or air equally well.
- Darkvision:** Sea hags can see in the dark up to 60 feet.
- Automatic Languages:** Common and Giant.
- Favored Class:** Sea hag. The best multiclassing choices for a sea hag are barbarian, fighter, and cleric.

Class Skills

The sea hags class skills (and the key ability for each skill) are Craft (Int), Hide (Dex), Knowledge (any one, chosen at 1st level) (Int), Listen (Wis), Profession (Wis), and Spot (Wis). On reaching Large size, a sea hag takes a 4 size penalty on Hide checks.

Class Features

All of the following are class features of the sea hag monster class.

Weapon and Armor Proficiency: Sea hags are proficient with all simple weapons but not with armor or shields.

Feats: A sea hag receives one feat at 1st level and another one at 6th level. After 8th level it gains feats normally according to its character level, as shown on Table 2 5: Experience and Level-Dependent Benefits.

Claws: A sea hag has two claw attacks that are natural weapons dealing the indicated damage plus Strength bonus.

Horrific Appearance (Su): At 2nd level and higher, a sea hag is so hideous that a creature looking at it must succeed on a Fortitude save (DC 10 + 1/2 sea hag's HD from class levels + sea hag's Cha modifier) or take the indicated amount of Strength damage. Creatures that save are not affected again by that sea hag's horrific appearance for one day.

Spell Resistance (Ex): A sea hag of 5th level or higher has spell resistance equal to 11 + its HD from class levels.

Evil Eye (Su): As many as three times per day, a sea hag of 7th level or higher can gaze at any single creature within 30 feet. The target must succeed on a Fortitude save (DC 10 + 1/2 sea hag's HD from class levels + sea hag's Cha modifier) or have a 25% chance of dying instantly. Even a creature that saves is rendered helpless for three days, although *remove curse* or *dispel evil* can break the effect.

TABLE A-43: THE SEA HAG

Level	Hit Dice	Base Attack Bonus	Fort Save	Ref Save	Will Save	Skill Points	CR	Special
1st	1d8	+1	+0	+2	+2	(2 + Int mod) × 4	1	Feat, claws 1d4, +1 natural armor
2nd	1d8	+1	+0	+2	+2		1	Horrific appearance (1 Str), +2 Con
3rd	2d8	+2	+0	+3	+3	2 + Int mod	1	+2 Str, +2 Dex, +2 natural armor
4th	2d8	+2	+0	+3	+3		2	Horrific appearance (1d4 Str)
5th	3d8	+2	+0	+3	+3		2	Spell resistance, evil eye 1/day, +2 Str
6th	3d8	+3	+1	+3	+3	2 + Int mod	3	Feat, Large size, reach 10 ft., horrific appearance (1d8 Str)
7th	4d8	+3	+1	+3	+3		3	Evil eye, +3 natural armor

SHADOW

Undead (Incorporeal)

Humanity has always been fascinated by the power of shadows, inventing tales of people who removed their shadows to gain power and a magical slave, and noting that mystical creatures such as vampires lack shadows entirely. The undead shadows are no exception, able to pass through walls and drain the very strength from a person's limbs. Spooky and easily capable of creating more creatures like themselves, shadows are often the earliest exposure adventurers have to incorporeal undead because of their relatively low power as adversaries. Shadows are good characters for players who want a strange, spooky undead creature without any of the nastiness associated with rotting flesh and the need to feast on blood, brains, or carrion.

A shadow's level adjustment is +7, mainly because shadows are incorporeal and can create spawn. The power of the class is gradually improved; at low levels the shadow's incorporeal touch ability deals only a very small amount of Strength damage, and the creature cannot create spawn. The creature is able to fly from the very start and eventually gains the ability to create spawn from its dead victims, giving them many allies in a fight. A shadow's greatest vulnerability is to turning, since a low-level shadow is no more likely to resist a turn attempt than a simple skeleton. This weakness somewhat offsets the class's powers at low levels, since even a 1st-level cleric has a 50% chance of turning a 1st-level shadow.

Racial Traits

- Starting Ability Score Adjustments: Str -4 , Con -4 , Int, +2 Cha. Shadows aren't very smart, but they're spooky and they know it. As an incorporeal creature, a shadow does not have a Strength score. As an undead creature, a shadow does not have a Constitution score.
- Undead: Shadows are immune to mind-affecting effects, poison, sleep, paralysis, stunning, and disease. They are not subject to critical hits, subdual damage, ability damage, energy drain, or death from massive damage.
- Incorporeal: Incorporeal creatures can only be harmed by other incorporeal creatures, by weapons with an enhancement bonus of +1 or higher, or by spells, spell-like effects, or supernatural effects. They are immune to all nonmagical attack forms. They are not burned by normal fires, affected by natural cold, or harmed by mundane acids. Even when struck by magic or magic weapons, an incorporeal creature has a 50% chance to ignore any damage from a corporeal source except for a force effect, such as

magic missile, or damage dealt by a ghost touch weapon. Incorporeal creatures move in any direction (including up or down) at will. They do not need to walk on the ground. Incorporeal creatures can pass through solid objects at will, although they cannot see when their eyes are within solid matter. The physical attacks of incorporeal creatures ignore material armor, even magic armor, unless it is made of force (such as *mage armor* or *bracers of defense*) or has the ghost touch special ability. Incorporeal creatures pass through and operate in water as easily as they do in air. Incorporeal creatures cannot fall or take falling damage. Corporeal creatures cannot trip or grapple incorporeal creatures. Incorporeal creatures have no weight and do not set off traps that are triggered by weight. Incorporeal creatures do not leave footprints, have no scent, and make no noise unless they manifest, and even then they only make noise intentionally. An incorporeal creature has no natural armor but has a deflection bonus to AC equal to its Charisma modifier (or at least +1).

- Speed: Shadows fly at a speed of 40 ft. (good).
- Darkvision: Shadows can see in the dark up to 60 feet.
- Automatic languages: Common.
- Favored Class: Shadow. The best multiclassing choice for a shadow is rogue.

Class Skills

The shadow's class skills (and the key ability for each skill) are Craft (Int), Hide (Dex), Listen (Wis), Profession (Wis), Search (Wis), and Spot (Wis).

Class Features

All of the following are class features of the shadow monster class.

Weapon and Armor Proficiency: Shadows are proficient with simple weapons but not with armor or shields.

Feats: A shadow receives one feat at 1st level and another one at 5th level. After 10th level it gains feats normally according to its character level, as shown on Table 2-5: Experience and Level-Dependent Benefits.

Incorporeal Touch: A shadow has an incorporeal touch attack that is a natural weapon that deals the indicated amount of temporary Strength damage.

Create Spawn (Su): Any humanoid reduced to Strength 0 by a shadow of 6th level or higher rises as a shadow of the same level as the master in 1d4 rounds. Such a spawn is under the command of the shadow that created it and remains enslaved until its master's death.

TABLE A-44: THE SHADOW

Level	Hit Dice	Base Attack Bonus	Fort Save	Ref Save	Will Save	Skill Points	CR	Special
1st	1d12	+0	+0	+0	+2	(4 + Int mod) × 4	1	Feat, incorporeal touch (1 Str)
2nd	2d12	+1	+0	+0	+3	4 + Int mod	1	
3rd	2d12	+1	+0	+0	+3		1	+2 Wis
4th	2d12	+1	+0	+0	+3		2	+2 Dex
5th	3d12	+1	+1	+1	+3	4 + Int mod	2	Feat, incorporeal touch (1d4 Str)
6th	3d12	+1	+1	+1	+3		2	Create spawn (HD × 1)
7th	3d12	+1	+1	+1	+3		3	+2 turn resistance
8th	3d12	+1	+1	+1	+3		3	Create spawn (HD × 1 1/2)
9th	3d12	+1	+1	+1	+3		3	Incorporeal touch (1d6 Str)
10th	3d12	+1	+1	+1	+3		3	Create spawn (HD × 2)

At 6th level, a shadow can control a number of spawn equal to its HD. This limit goes up to $HD \times 1\frac{1}{2}$ at 8th level and $HD \times 2$ at 10th level. If a shadow creates a spawn that causes it to exceed this limit, the spawn longest under its control is released.

STONE GIANT

Giant (Earth)

An enigma among the giants, stone giants are usually neutral, not directly involving themselves in good causes as storm giants and some cloud giants do, but avoiding the call of evil that their other kin heed. While some consider them idiots obsessed with throwing rocks, stone giants are actually as smart as humans and relatively civilized, preferring to be left alone and to spend their time devoted to survival and their own culture. Young stone giants sometimes leave home on quests to establish status or find an answer to a great question. Stone giants are good characters for players who want to play a giant but don't want one with the stigma of an inherently evil nature.

Stone giants have no strange magical abilities; their level adjustment of +4 derives from their great Strength and Constitution, their ability to throw and catch rocks, and their natural armor. Because the giant has 14 Hit Dice, this (plus the level adjustment) gives the class a broad range of levels across which to distribute its ability score modifiers, natural armor, and rock catching and throwing abilities, making it easy to present a balanced class at all levels.

Racial Traits

- Starting Ability Score Adjustments: +4 Str. Stone giants are very strong, and they become even stronger as they mature.
- Speed: Stone giant land speed is 40 feet.
- Darkvision: Stone giants can see in the dark up to 60 feet.
- Skills: +8 racial bonus on Hide checks in rocky terrain.
- Automatic Languages: Common and Giant.
- Favored Class: Stone giant. The best multiclassing choices for a stone giant are barbarian, fighter, and ranger.

Class Skills

The stone giant's class skills (and the key ability for each skill) are Climb (Str), Craft (Int), Jump (Str), Profession (Wis), and Spot (Wis).

On reaching Large size, a stone giant takes a -4 size penalty on Hide checks.

Class Features

All of the following are class features of the stone giant monster class.

Weapon and Armor Proficiency: Stone giants are proficient with all simple and martial weapons, with light armor, and with shields.

Feats: A stone giant receives one feat at 1st level and additional ones at 3rd, 8th, 12th, and 15th level. After 18th level it gains feats normally according to its character level, as shown on Table 2-5: Experience and Level-Dependent Benefits.

Rock Throwing (Ex): Stone giants have a +1 racial bonus on attack rolls when throwing rocks. A stone giant can throw a rock for the indicated damage plus Strength bonus. A rock's maximum range is five range increments.

Rock Catching (Ex): A stone giant can catch Small, Medium-size, or Large rocks (or similar projectiles). Once per round, a stone giant that would normally be hit by a rock can make a Reflex save to catch it as a free action. The save DC is 15 for a Small rock, 20 for a Medium-size one, and 25 for a Large one. (If the projectile has an enhancement bonus on attack rolls, the DC increases by that amount.) The giant must be ready for and aware of the attack.

SUCCUBUS/INCUBUS (DEMON)

Outsider (Chaotic, Evil)

Succubi represent the erotic, seductive aspect of evil. Although their true forms are obviously demonic, they are still strangely attractive—and most mortals never see the creature's true form, but only its idealized humanoid disguises. Less oriented toward physical combat than other demons, succubi are still powerful creatures with many abilities at their disposal. They make good characters for players who

TABLE A-45: THE STONE GIANT

Level	Hit Dice	Base Attack Bonus	Fort Save	Ref Save	Will Save	Skill Points	CR	Special
1st	1d8	+0	+2	+0	+0	(2 + Int mod) × 4	1	Earth subtype, feat, +3 natural armor
2nd	2d8	+1	+3	+0	+0	2 + Int mod	1	+2 Con
3rd	3d8	+2	+3	+1	+1	2 + Int mod	2	Feat, +2 Str
4th	3d8	+2	+3	+1	+1		2	Rock throwing (1d8, 60 ft. range increment), +5 natural armor
5th	4d8	+3	+4	+1	+1	2 + Int mod	2	+2 Str
6th	5d8	+3	+4	+1	+1	2 + Int mod	3	Rock catching
7th	5d8	+3	+4	+1	+1		3	+2 Str, +7 natural armor
8th	6d8	+4	+5	+2	+2	2 + Int mod	3	Feat, +2 Dex
9th	7d8	+5	+5	+2	+2	2 + Int mod	4	Rock throwing (2d6, 120 ft. range increment)
10th	8d8	+6/+1	+6	+2	+2	2 + Int mod	4	+9 natural armor
11th	8d8	+6/+1	+6	+2	+2		5	Large size, reach 10 ft., +2 Con
12th	9d8	+6/+1	+6	+3	+3	2 + Int mod	5	Feat, +2 Str
13th	10d8	+7/+2	+7	+3	+3	2 + Int mod	6	+2 Dex, +11 natural armor
14th	11d8	+8/+3	+7	+3	+3	2 + Int mod	6	Rock throwing (2d8, 180 ft. range increment)
15th	12d8	+9/+4	+8	+4	+4	2 + Int mod	7	Feat, +2 Str
16th	13d8	+9/+4	+8	+4	+4	2 + Int mod	7	+2 Con
17th	14d8	+10/+5	+9	+4	+4	2 + Int mod	8	+2 Str
18th	14d8	+10/+5	+9	+4	+4		8	+2 Con

want to play spellcasters that rely on enchantment effects and still have a few tricks when unseduceable creatures such as undead appear.

Succubi are powerful creatures, with spell resistance, energy resistances, nearly a dozen spell-like abilities, good ability score modifiers, and the ability to converse in any language and sometimes summon a balor. The energy resistance starts at a low value and scales up over ten levels.

The spell-like abilities are awarded at approximately the levels where a sorcerer might acquire their spell equivalents. The ability scores increase over most of the class levels, but the powerful *summon balor* ability doesn't appear until the succubus has fully matured.

Racial Traits

- Starting Ability Score Adjustments: +2 Dex, +6 Cha. Succubi are lithe and very charming.
- Speed: Succubus land speed is 30 feet.



TABLE A-46: THE SUCCUBUS

Level	Hit Dice	Base Attack Bonus	Fort Save	Ref Save	Will Save	Skill Points (8 + Int mod) × 4	CR	Special
1st	1d8	+1	+2	+2	+2	(8 + Int mod) × 4	1	Feat, 2 claws 1d3, alternate form (1), +1 natural armor, resistances (acid 5, cold 5, electricity 5, fire 5), tongues, subtypes (chaotic, evil)
2nd	2d8	+2	+3	+3	+3	8 + Int mod	2	+2 Int, lesser succubus powers 1/day, telepathy 100 ft.
3rd	2d8	+2	+3	+3	+3		2	+2 Cha, fly 50 ft. (average), alternate form (3), +3 natural armor
4th	3d8	+3	+3	+3	+3	8 + Int mod	3	Feat, +2 Con, lesser succubus powers 3/day
5th	3d8	+3	+3	+3	+3		3	+2 Int, alternate form (any humanoid), +5 natural armor
6th	4d8	+4	+4	+4	+4	8 + Int mod	4	+2 Cha, lesser succubus powers at will
7th	4d8	+4	+4	+4	+4		4	+2 Wis, energy drain 1/day, +7 natural armor, resistances (acid 10, cold 10, electricity 10, fire 10)
8th	5d8	+5	+4	+4	+4	8 + Int mod	5	+2 Int, succubus powers 1/day
9th	5d8	+5	+4	+4	+4		6	+2 Cha, spell resistance, +9 natural armor
10th	6d8	+6/+1	+5	+5	+5	8 + Int mod	6	Feat, +2 Wis, succubus powers 1/day or 3/day, electricity immunity
11th	6d8	+6/+1	+5	+5	+5		7	+2 Str, energy drain at will, DR 10/+2
12th	6d8	+6/+1	+5	+5	+5		7	Succubus powers 1/day or at will, +4 Cha, <i>summon balor</i> (10%)

- **Darkvision:** Succubi can see in the dark up to 60 feet.
- **Poison Immunity:** Succubi are native to a plane where poison is omnipresent.
- **Skills:** +8 racial bonus on Listen and Spot checks.
- **Automatic Languages:** Abyssal, Celestial, and Draconic.
- **Favored Class:** Succubus. The best multiclassing choices for a succubus are bard, sorcerer, and wizard.

Class Skills

The succubus's class skills (and the key ability for each skill) are Bluff (Cha), Concentration (Con), Craft (Int), Disguise (Cha), Escape Artist (Dex), Hide (Dex), Knowledge (any 1, chosen at 1st level) (Int), Listen (Wis), Move Silently (Dex), Profession (Wis), Ride (Dex), Search (Int), and Spot (Wis).

Class Features

All of the following are class features of the succubus monster class.

Weapon and Armor Proficiency: Succubi are proficient with all simple and martial weapons but not with armor or shields.

Feats: A succubus receives one feat at 1st level and additional ones at 4th and 10th level. After 12th level it gains feats normally according to its character level, as shown on Table 2-5: Experience and Level-Dependent Benefits.

Claws: A succubus has two claw attacks that are natural weapons dealing the indicated damage plus Strength bonus.

Telepathy (Su): At 2nd level, a succubus gains telepathy. It may communicate telepathically with any creature within 100 feet that has a language.

Spell Resistance (Ex): A succubus has spell resistance equal to 6 + its HD from class levels.

Alternate Form (Su): At 1st level, the succubus chooses one alternate humanoid form from Small to Large size. At higher levels it masters more such forms until it can assume the appearance of any humanoid of the appropriate size.

Energy Drain (Su): The Fortitude save to remove the negative level has a DC of 10 + 1/2 succubus's HD from class levels + succubus's Cha modifier.

Tongues (Su): A succubus can speak with any creature that has a language. The succubus's caster level for this effect is its Hit Dice from succubus class levels \times 2. This ability is always active unless the succubus chooses to dis-

able it as a free action. The effect can be dispelled, but the succubus can create it again on its next turn as a free action.

Lesser Succubus Powers (Sp): At 2nd level, a succubus can use the following spell-like abilities once per day: *clairaudience/clairvoyance*, *darkness*, *desecrate*, *detect good*, *detect thoughts*, *doom*, and *suggestion*. At 4th level it can use them three times per day, and at 6th level and higher it can use them at will. A succubus's caster level for all spell-like abilities is equal to its class level.

Succubus Powers (Sp): Beginning at 8th level, a succubus can use *unholy blight* once per day. In addition, it can use *charm monster*, *ethereal jaunt* (self plus 50 pounds of objects only), and *teleport without error* (self plus 50 pounds of objects only) once per day at 8th level, three times per day at 10th level, and at will when the succubus attains 12th level. A succubus's caster level for all spell-like abilities is equal to its class level.

TREANT

Plant

Scattered among the ancient trees of the great forests of the world are the treants, powerful and wise woodfolk that guard their homes against invaders and natural catastrophes. Tall and strong like mighty oaks, treants have been known to lead normal trees away from fires and rearrange trees to confuse greedy woodcutters on forest paths. Treants are good choices for players who like nature-oriented characters but want something stranger and tougher than usual. Treants have great physical power, so their level adjustment is +5, for a total ECL of 12. This gives the class plenty of space to handle the treant's two size increases and all of its ability score modifiers. Although young treants are flexible like saplings and have a Dexterity bonus, over time they grow so large and their bark becomes so thick and tough that they have a net Dexterity penalty. However, their great Strength and Constitution make up for this unusual progression.

Racial Traits

- **Starting Ability Score Adjustments:** +2 Dex, +2 Int. Despite their sometimes provincial knowledge of the world, treants learn and reason well, and they are often sought by forest dwellers for their guidance.

TABLE A-47: THE TREANT

Level	Hit Dice	Base Attack Bonus	Fort Save	Ref Save	Will Save	Skill Points	CR	Special
1st	1d8	+0	+2	+0	+0	(2 + Int mod) \times 4	1	Feat, +4 natural armor
2nd	2d8	+1	+3	+0	+0	2 + Int mod	1	+2 Str, +2 Con
3rd	2d8	+1	+3	+0	+0		2	+2 Str, +2 Con
4th	3d8	+2	+3	+1	+1	2 + Int mod	2	Feat, +6 natural armor, +2 Str, +2 Wis
5th	3d8	+2	+3	+1	+1		3	+2 Str, +2 Con, +8 natural armor, feat
6th	4d8	+3	+4	+1	+1	2 + Int mod	3	Large size (face 10 ft.), reach 10 ft., fire vulnerability, +2 Str, 2 Dex
7th	4d8	+3	+4	+1	+1		4	Trample (Small), double damage against objects
8th	5d8	+3	+4	+1	+1	2 + Int mod	5	<i>Animate trees</i> (1), +2 Str, +2 Cha, DR 5/slashing
9th	5d8	+3	+4	+1	+1		5	+10 natural armor, +2 Str, +2 Wis
10th	6d8	+4	+5	+2	+2	2 + Int mod	6	Feat, +2 Str, +2 Con
11th	6d8	+4	+5	+2	+2		7	<i>Animate trees</i> (2), +2 Con, +13 natural armor
12th	7d8	+5	+5	+2	+2	2 + Int mod	8	Huge size (face 15 ft.), reach 15 ft., +2 Str, 2 Dex, trample (Medium size), DR 10/slashing



- **Plant:** Treants are immune to mind-affecting effects, poison, *sleep*, paralysis, stunning, and polymorphing. They are not subject to critical hits.
- **Speed:** Treant land speed is 30 feet.
- **Low-Light Vision:** Treants can see twice as far as a human in starlight, moonlight, torchlight, and similar conditions of poor illumination. They retain the ability to distinguish color and detail under these conditions.
- **Skills:** +16 racial bonus on Hide checks made in forested areas.
- **Automatic Languages:** Common, Sylvan, and Treant.
- **Class:** Treant. The best multiclassing choices for a treant are barbarian, fighter, and ranger.

Class Skills

The treant's class skills (and the key ability for each skill) are Craft (Int), Hide (Dex), Intimidate (Cha), Knowledge (any one, chosen at 1st level) (Int), listen (Wis), Profession (Wis), Sense Motive (Wis), Spot (Wis), and Survival (Wis).

On reaching Large size, a treant takes a 4 size penalty on Hide checks.

On reaching Huge size, a treant takes a 8 size penalty on Hide checks.

Class Features

All of the following are class features of the treant monster class.

Weapon and Armor Proficiency: A treant has no proficiency with weapons, armor, or shields. Treants are "nonhumanoid" for the purpose of determining the cost of armor

according to the Armor for Unusual Creatures sidebar in Chapter 7 of the *Player's Handbook*.

Feats: A treant receives one feat at 1st level and additional ones at 4th and 10th level. After 12th level it gains feats normally according to its character level, as shown on Table 2-5: Experience and Level-Dependent Benefits.

Slam: A treant has a slam attack that is a natural weapon dealing the indicated damage plus Strength bonus.

Fire Vulnerability (Ex): A treant of 6th level or higher takes double damage from fire attacks unless the attack allows a save, in which case it takes a 10 penalty on the save.

Trample (Ex): A treant of 7th level or higher can trample creatures two or more size categories smaller than itself for 2d12 points of damage plus 1/2 Strength bonus. Opponents who do not make attacks of opportunity against the treant can attempt a Reflex save (DC 20) to halve the damage.

Double Damage against Objects (Ex): A treant of 7th level or higher that makes a full attack against an object or structure deals double damage.

Animate Trees (Sp): A treant of 8th level or higher can animate trees within 180 feet at will, controlling up to the indicated number of trees at a time. It takes a full round for a normal tree to uproot itself. Thereafter it moves at a speed of 10 feet and fights as an 8th-level treant in all respects. Animated trees lose their ability to move if the treant that animated them is incapacitated or moves out of range. The ability is otherwise similar to *liveoak* as cast by a 12th-level druid.

TABLE A-48: THE TRITON

Level	Hit Dice	Base Attack Bonus	Fort Save	Ref Save	Will Save	Skill Points	CR	Special
1st	1d8	+1	+2	+2	+2	(8 + Int mod) × 4	1	Feat, water subtype, +2 natural armor
2nd	2d8	+2	+3	+3	+3	8 + Int mod	2	Int +2
3rd	2d8	+2	+3	+3	+3		3	+4 natural armor
4th	3d8	+3	+3	+3	+3	8 + Int mod	4	Feat, <i>summon nature's ally III</i> 1/day
5th	3d8	+3	+3	+3	+3		4	Wis +2, +6 natural armor

TRITON

Outsider (Water)

Tritons are masters of the water, hailing from that elemental plane. Although poorly adapted for adventures on land, tritons are completely at home in the water and are familiar with combat in their native environment. Tritons are good choices for players who want a water-adapted character (particularly for a sea-based campaign) but something with magic and more humanity than a locathah, merfolk, or sahuagin.

The triton is a straightforward class, with only natural armor, ability score modifiers, and a single spell-like ability contributing to its level adjustment. The *summon nature's ally* ability is acquired just before a druid might, reflecting tritons' natural affinity for bringing aquatic creatures to their aid.

Racial Traits

- Starting Ability Score Adjustments: +2 Str, +2 Con. Tritons must be strong and tough to move and live in the dangerous seas.
- Speed: Tritons have a swim speed of 40 feet. Tritons cannot walk on land, but they can drag themselves about at a land speed of 5 feet (a triton on land cannot run or charge). Like any creature with a swim speed, tritons can move through the water at that speed without making Swim checks, they have a +8 racial bonus on Swim checks to perform some special action or avoid a hazard, and can always take 10 when making Swim checks. They can use the run action while swimming provided they swim in a straight line.
- Water Subtype: Tritons can breathe water or air equally well.
- Darkvision: Tritons can see in the dark up to 60 feet.
- Automatic Languages: Common and Aquan.
- Favored Class: Triton. The best multiclassing choices for a triton are cleric, druid, fighter, and wizard.

Class Skills

The triton's class skills (and the key ability for each skill) are Craft (Int), Hide (Dex), Listen (Wis), Profession (Wis), Ride (Dex), and Spot (Wis).

Class Features

All of the following are class features of the triton monster class.

Weapon and Armor Proficiency: Tritons are proficient with all simple and martial weapons but not with armor or shields.

Feats: A triton receives one feat at 1st level and another

one at 4th level. After 5th level it gains feats normally according to its character level, as shown on Table 2-5: Experience and level-Dependent Benefits.

Summon Nature's Ally III (Sp): The triton's caster level for this ability is equal to its class level.

TROLL

Giant

Trolls are big, stupid, and always hungry, driven to acquire food because of their incredible metabolism that can regrow entire limbs. Almost as strong as some of the true giants, trolls are tough foes and ideally suited for long melee combats, which they almost always win due to attrition. Trolls are good characters for players who want an exotic melee combatant without too many special abilities to keep track of.

The troll's level adjustment of +5 is almost as much as its normal Hit Dice, giving the class plenty of room to spread out its many advantages. Ability modifiers continue to increase over time. The natural attacks start out weak but numerous, eventually becoming a lethal trio. The creature's scent and reach kick in at mid-levels, with the appearance and improvement of regeneration being the capstone abilities of the class.

Racial Traits

- Starting Ability Score Adjustments: +4 Str, 4 Int, 2 Wis, 4 Cha. Trolls are very strong but are dumb, short-sighted, and thuggish.
- Speed: Troll land speed is 30 feet.
- Darkvision: Trolls can see in the dark up to 90 feet.
- Automatic Languages: Giant.
- Favored Class: Troll. The best multiclassing choices for a troll are barbarian and fighter.

Class Skills

The troll's class skills (and the key ability for each skill) are Craft (Int), Listen (Wis), Profession (Wis), and Spot (Wis).

On reaching Large size, a troll takes a 4 size penalty on Hide checks.

SCRAG

Scrag (aquatic trolls) may live in fresh or salt water just about anywhere. Scrag use all information from the troll class, with the following changes: They have a swim speed of 20 feet, the aquatic subtype (can breathe water as well as air), and they regenerate only when mostly immersed in water.

TABLE A-49: THE TROLL

Level	Hit Dice	Base Attack Bonus	Fort Save	Ref Save	Will Save	Skill Points	CR	Special
1st	1d8	+0	+2	+0	+0	(2 + Int mod) × 4	1	Feat, scent 10 ft., 2 claws 1d4, bite 1d4, +2 natural armor
2nd	2d8	+1	+3	+0	+0	2 + Int mod	1	+2 Dex, +2 Con
3rd	2d8	+1	+3	+0	+0		2	+2 Str, +3 natural armor
4th	3d8	+2	+3	+1	+1	2 + Int mod	2	Feat, scent 10 ft., regeneration 1, +2 Con
5th	3d8	+2	+3	+1	+1		3	Large size, reach 10 ft., +2 Str, +4 natural armor
6th	4d8	+3	+4	+1	+1	2 + Int mod	3	Claws 1d6, bite 1d6, +2 Con
7th	4d8	+3	+4	+1	+1		4	Scent 20 ft., +2 Str, +5 natural armor
8th	5d8	+3	+4	+1	+1	2 + Int mod	4	Rend, +2 Dex, +2 Con
9th	5d8	+3	+4	+1	+1		5	Regeneration 3, +2 Str, +6 natural armor
10th	6d8	+4	+5	+2	+2	2 + Int mod	5	Feat, scent 30 ft., +2 Con
11th	6d8	+4	+5	+2	+2		5	Regeneration 5, +2 Con, +7 natural armor

Class Features

All of the following are class features of the troll monster class.

Weapon and Armor Proficiency: Trolls are proficient with any simple or martial weapons, but not with armor or shields.

Feats: A troll receives one feat at 1st level and additional ones at 4th and 10th level. After 11th level it gains feats normally according to its character level, as shown on Table 2-5: Experience and Level-Dependent Benefits.

Claws: A troll has two claw attacks that are natural weapons dealing the indicated damage plus Strength bonus.

Bite: A troll has a bite attack that is a natural weapon dealing the indicated damage plus 1/2 Strength bonus.

Rend (Ex): A troll that hits with both claw attacks latches onto the opponent's body and automatically tears the flesh, dealing additional damage equal to two claw attacks plus 1 1/2 times its Strength bonus.

Regeneration (Ex): Trolls take normal damage from fire and acid. If a troll loses a limb or body part, the lost portion regrows in 3d6 minutes. The creature can reattach the severed member instantly by holding it to the stump.

TRUMPET ARCHON (CELESTIAL)

Outsider (Good, lawful)

Chosen (or perhaps created) by the powers of good and law, trumpet archons are the messengers of the heavens. They herald the appearance of deities and significant events related to the powers of good. In times of war, they serve as leaders in the celestial armies, clearing evil from swaths of land with their magic and their signature weapon, the mighty trumpet. Trumpet archons make good choices for players who want a character with many special abilities, especially if they don't want to deal with multiclassing (since the class has a full twenty levels).

As with the astral deva and the ghaele, creating the trumpet archon's class progression is actually an exercise in regressing an ECL 20 class all the way back to 1st level. The factors in the level adjustment are cleric spellcasting ability, the archon's trumpet, spell resistance, ability score modifiers, and natural armor. All but the trumpet ability are easy to scale, starting weak or not appearing for several levels until crowning somewhere near the highest levels of the

class. The archon's trumpet, a special item awarded by higher powers, is best configured to scale its two different abilities (as a trumpet and as a greatsword) separately over the later levels of the class.

Racial Traits

- Starting Ability Score Adjustments: +2 Str, +2 Int. Trumpet archons are powerful and intelligent.
- Speed: Trumpet archon land speed is 40 feet.
- Darkvision: Trumpet archons can see in the dark up to 60 feet.
- Low-Light Vision: Trumpet archons can see twice as far as a human in starlight, moonlight, torchlight, and similar conditions of poor illumination. They retain the ability to distinguish color and detail under these conditions.
- Saves: +4 racial bonus on saving throws against poison.
- Automatic Languages: Celestial, Draconic, Infernal.
- Favored Class: Trumpet archon. Because trumpet archons have an ECL of 20, multiclassing requires the use of epic level rules (see *Epic Level Handbook* for more information).

Class Skills

The trumpet archon's class skills (and the key ability for each skill) are Concentration (Con), Craft (Int), Escape Artist (Dex), Hide (Dex), Knowledge (any three, chosen at 1st level) (Int), Listen (Wis), Move Silently (Dex), Profession (Wis), Sense Motive (Wis), and Spot (Wis).

Class Features

All of the following are class features of the trumpet archon monster class.

Weapon and Armor Proficiency: Trumpet archons are proficient with all simple and martial weapons, but with no armor or shields.

Feats: A trumpet archon receives one feat at 1st level and additional ones at 3rd, 8th, 14th, and 20th level. After 20th level it gains feats normally according to its character level (which requires epic level advancement rules; see *Epic Level Handbook* for more information).

Trumpet (Su): At 4th level, the celestial powers award the archon a mighty trumpet. The archon's trumpet produces music of utter clarity, piercing beauty, and, if the trumpet archon wills it, paralyzing awe. All creatures except archons within a certain distance must succeed on a

Fortitude save (DC 10 + 1/2 archon's HD from class levels + archon's Cha modifier) or be paralyzed for 1d4 rounds. The radius of the effect increases from 5 feet at 4th level to 100 feet at 13th level and higher.

An archon can also command its trumpet to become a magic greatsword with an enhancement bonus ranging from +1 at 4th level to +4 at 13th level and higher. Changing the trumpet to or from a greatsword is a free action. The trumpets properties do not function for anyone other than the archon to whom it was awarded; in anyone else's hands, it becomes a chunk of useless lead.

Spells: Starting at 2nd level, a trumpet archon can cast spells as a cleric of its Hit Dice from class levels +2. It can prepare spells from the Air, Destruction, Good, Law, and War domains as if they were on the cleric spell list, but it does not have access to any domains or domain spell slots.

Spell-Like Abilities: Starting at 3rd level, a trumpet archon can use *detect evil*, *continual flame*, and *message* the indicated number of times per day. The archon's caster level is equal to its Hit Dice from class levels.

Tongues (Su): Beginning at 3rd level, a trumpet archon can speak with any creature that has a language. The trumpet archon's caster level for this effect is its Hit Dice from trumpet archon class levels + 2. This ability is always active unless the trumpet archon chooses to disable it as a free action. The effect can be dispelled, but the trumpet archon can create it again on its next turn as a free action.

Aura of Menace (Su): A trumpet archon of 9th level or higher is surrounded by a 20-foot aura of menace. Hostile creatures within the area must succeed on a Will save (DC 10 + 1/2 archon's HD from class levels + archon's Cha modifier) or take a 2 morale penalty on attack rolls, AC, and saves for one day.

Spell Resistance (Ex): A trumpet archon of 9th level or higher has spell resistance equal to 9 + its class level.

Teleport without Error (Su): A trumpet archon of 9th level or higher can use this ability the indicated number of times per day but can only carry itself and 50 pounds of weight. The trumpet archon's caster level for this effect is its Hit Dice from trumpet archon class levels + 2.

Magic Circle against Evil (Su): This effect continually surrounds a trumpet archon of 11th level or higher, as the spell cast by a sorcerer of a level equal to its HD.

UMBER HULK

Aberration

Weird, buglike creatures thought by some to be unintelligent, umber hulks are actually smart as ores and have their own language, although most can't understand it or don't even know that the hulk's clicking noises are a manner of speech. Obviously inhuman, umber hulks stand out in normal humanoid society, so steps must be taken to prevent them from causing alarm whenever they are seen. An umber hulk can be a valuable ally in a campaign where its capabilities are most useful (such as underground areas), as long as their driving hunger and nearly constant need for destruction can be assuaged. UMBER HULKS are good characters for players who like big bruisers with one strange magical quirk. An umber hulk's two most important special abilities are its tremorsense ability and its confusing gaze. Initially the tremorsense is only sensitive enough to let the hulk detect creatures within claw range, but eventually its senses are refined enough to let it notice more distant creatures. The confusing gaze is a more powerful ability that appears at mid-level, albeit at a short range, and eventually expands in scope to its full range.

TABLE A-50: THE TRUMPET ARCHON

Level	Hit Dice	Base Attack Bonus	Fort Save	Ref Save	Will Save	Skill Points	CR	Special
1st	1d8	+1	+2	+2	+2	(8 + Int mod) × 4	1	Feat, subtypes (good, lawful), electricity resistance 5, +2 natural armor
2nd	2d8	+2	+3	+3	+3	8 + Int mod	2	Spells, +2 Wis, fly 40 ft. (average)
3rd	3d8	+3	+3	+3	+3	8 + Int mod	2	Feat, spell like abilities 1/day, tongues, +2 Dex
4th	3d8	+3	+3	+3	+3		3	Trumpet (5 ft. blast, +1 greatsword), electricity resistance 10, +4 natural armor
5th	4d8	+4	+4	+4	+4	8 + Int mod	4	+2 Str, +2 Cha
6th	5d8	+5	+4	+4	+4	8 + Int mod	5	Fly 90 ft. (average), DR 5/+1, +2 Int
7th	5d8	+5	+4	+4	+4		6	Trumpet (20 ft. blast, +2 greatsword), electricity resistance 15, +6 natural armor
8th	6d8	+6/+1	+5	+5	+5	8 + Int mod	7	Feat, spell like abilities 3/day, +2 Dex, +2 Wis
9th	6d8	+6/+1	+5	+5	+5		8	Aura of menace, spell resistance, teleport without error 1/day
10th	7d8	+7/+2	+5	+5	+5	8 + Int mod	9	Trumpet (50 ft. blast, +3 greatsword), immunities (electricity, petrification), +8 natural armor
11th	7d8	+7/+2	+5	+5	+5		10	Magic circle against evil, DR 10/+1, +2 Cha
12th	8d8	+8/+3	+6	+6	+6	8 + Int mod	10	Fly 90 ft. (good), teleport without error 3/day
13th	8d8	+8/+3	+6	+6	+6		11	Trumpet (100 ft. blast, +4 greatsword), spell like abilities at will, +10 natural armor
14th	9d8	+9/+4	+6	+6	+6	8 + Int mod	12	Feat, +2 Str, +2 Wis
15th	9d8	+9/+4	+6	+6	+6		12	+2 Con, +2 Cha
16th	10d8	+10/+5	+7	+7	+7	8 + Int mod	12	+12 natural armor, teleport without error at will
17th	10d8	+10/+5	+7	+7	+7		12	+2 Str, +2 Int
18th	11d8	+11/+6/+1	+7	+7	+7	8 + Int mod	13	+2 Dex
19th	11d8	+11/+6/+1	+7	+7	+7		13	+14 natural armor
20th	12d8	+12/+7/+2	+8	+8	+8	8 + Int mod	14	Feat, +2 Str

TABLE A-51: THE UMBER HULK

Level	Hit Dice	Base Attack Bonus	Fort Save	Ref Save	Will Save	Skill Points	CR	Special
1st	1d8	+0	+0	+0	+2	(2 + Int mod) × 4	1	Feat, +3 natural armor, 2 claws 1d4, bite 1d6
2nd	2d8	+1	+0	+0	+3	2 + Int mod	1	+2 Con
3rd	3d8	+2	+1	+1	+3	2 + Int mod	1	Feat, +2 Str
4th	3d8	+2	+1	+1	+3		1	+5 natural armor, tremorsense 10ft.
5th	4d8	+3	+1	+1	+4	2 + Int mod	2	Claws 1d6, burrow 20 ft., +2 Con
6th	4d8	+3	+1	+1	+4		2	Bite 1d8, tremorsense 20 ft.
7th	5d8	+3	+1	+1	+4	2 + Int mod	3	+2 Str, +7 natural armor, confusing gaze 5 ft.
8th	5d8	+3	+1	+1	+4		3	Tremorsense 30 ft., +2 Con
9th	6d8	+4	+2	+2	+5	2 + Int mod	4	Feat, Large size, reach 10 ft., +2 Str, confusing gaze 10 ft.
10th	6d8	+4	+2	+2	+5		4	Claws 2d4, tremorsense 40 ft.
11th	7d8	+5	+2	+2	+5	2 + Int mod	5	+2 Str, bite 2d6, confusing gaze 20 ft.
12th	7d8	+5	+2	+2	+5		5	+2 Cha, tremorsense 50 ft.
13th	8d8	+6/+1	+2	+2	+6	2 + Int mod	6	+2 Str, +2 Dex, confusing gaze 30 ft.
14th	8d8	+6/+1	+2	+2	+6		7	Bite 2d8, tremorsense 60 ft.

Racial Traits

- Starting Ability Score Adjustments: +2 Str, +2 Con, +2 Int. UMBER hulks are built much like the stone they tunnel through—big, tough, and dense.
- Speed: UMBER hulk land speed is 20 feet.
- Darkvision: UMBER hulks can see in the dark up to 60 feet.
- Automatic Languages: UMBER Hulk.
- Favored Class: UMBER hulk. The best multiclassing choices for an umber hulk are barbarian and fighter.

Class Skills

The umber hulk's class skills (and the key ability for each skill) are Climb (Str), Craft (Int), Jump (Str), Listen (Wis), and Profession (Wis).

On reaching Large size, an umber bulk takes a +4 size penalty on Hide checks.

Class Features

All of the following are class features of the umber hulk monster class.

Weapon and Armor Proficiency: UMBER hulks are proficient with simple weapons, but not with armor or shields.

Feats: An umber hulk receives one feat at 1st level and additional ones at 3rd and 9th level. After 14th level it gains feats normally according to its character level, as shown on Table 2-5: Experience and Level-Dependent Benefits.

Claws: An umber hulk has two claw attacks that are natural weapons dealing the indicated damage plus Strength bonus.

Bite: An umber hulk has a bite attack that is a natural weapon dealing the indicated damage plus 1/2 Strength bonus.

Tremorsense (Ex): Starting at 4th level, an umber hulk can automatically sense the location of anything that is in contact with the ground and within a certain distance from the umber hulk. The radius of the effect increases from 10 feet at 4th level to 60 feet at 17th level.

Confusing Gaze (Su): At 7th level, an umber hulk develops its magical gaze, which causes confusion (as the spell, caster level 8th) within a certain distance from the hulk (DC 10 + 1/2 umber bulk's HD from class levels + umber hulk's Cha modifier). The radius of the effect increases from 5 feet at 7th level to 30 feet at 13th level and higher.

VROCK (DEMON)

Outsider (Chaotic, Evil)

A vrock may look like a demonic humanoid vulture, but it is best to think of it as a bird of prey, swooping over a battlefield to find a suitable victim, then suddenly diving to rend and tear at its opponent's flesh. Flight, powerful melee attacks, and significant magical abilities are the key features of this class. Vrocks are good choices for players who want a flying character that combines the best abilities of a fighter and a sorcerer.

A vrock's level adjustment is equal to its Hit Dice, giving the class many levels in which to place its special abilities. Key powers are its energy resistances (which scale upward from low values), spell-like abilities, summoning tanar'ri, and its two unique abilities (dance of ruin and stunning screech). While it seems that the vrock gains a lot of power at each level, particularly at higher levels, this benefit is offset by the vrock's lower Hit Dice compared to a fighter of its level.

Racial Traits

- Starting Ability Score Adjustments: +2 Str, +2 Con, +2 Wis. Vrocks, like most demons, are always on the lookout for victims and have the power to hold their own in a fight.
- Speed: Vrock land speed is 30 feet.
- Darkvision: Vrocks can see in the dark up to 60 feet.
- Poison Immunity: Vrocks are native to a plane where poison is omnipresent.
- Skills: +8 racial bonus on Listen and Spot checks.
- Automatic Languages: Abyssal, Celestial, and Draconic.
- Favored Class: Vrock. The best multiclassing choices for a vrock are barbarian, fighter, and wizard.

Class Skills

The vrock's class skills (and the key ability for each skill) are Concentration (Con), Craft (Int), Hide (Dex), Knowledge (any one, chosen at 1st level) (Int), Listen (Wis), Move Silently (Dex), Profession (Wis), Search (Int), Sense Motive (Wis), Spellcraft (Int), and Spot (Wis).

On reaching Large size, a vrock takes a +4 size penalty on Hide checks.

Class Features

All of the following are class features of the vrook monster class.

Weapon and Armor Proficiency: Vrocks are proficient with all simple and martial weapons but not with armor or shields.

Feats: A vrook receives one feat at 1st level and additional ones at 3rd and 11th level. After 16th level it gains feats normally according to its character level, as shown on Table 2-5: Experience and Level-Dependent Benefits.

Claws: A vrook has two claw attacks that are natural weapons dealing the indicated damage plus Strength bonus.

Bite: A vrook has a bite attack that is a natural weapon dealing the indicated damage plus 1/2 Strength bonus.

Rake: Starting at 4th level, a vrook has two rake attacks with its lower claws that are natural weapons dealing the indicated damage plus 1/2 Strength bonus.

Telepathy (Su): Starting at 3rd level, a vrook gains telepathy. It may communicate telepathically with any creature within 100 feet that has a language.

Lesser Vrook Powers (Sp): Beginning at 2nd level, a vrook can use the following spell-like abilities the indicated number of times per day: *darkness*, *desecrate*, *detect good*, *detect magic*, and *minor image*. Its caster level for all spell-like abilities is equal to its Hit Dice from class levels + 4 (save DC 10 + spell level + vrook's Cha modifier).

Spores (Ex): Beginning at 6th level, a vrook can release masses of spores from its body. The spores automatically deal 1d8 points of damage to all creatures within 5 feet of the vrook. They then penetrate the skin and grow, dealing an additional 1d2 points of damage each round for 10 rounds. At the end of this time, the victim is covered with a

tangle of viny growths. A *delay poison* spell stops the spores' growth for its duration. *Bless*, *neutralize poison*, or *remove disease* kills the spores, as does sprinkling the victim with a vial of holy water. Initially a vrook can release spores once per day; at 8th level it can use the attack three times per day; and at 10th level and higher it can release spores once every 3 rounds.

Vrook Powers (Sp): Beginning at 9th level, a vrook can use the following spell-like abilities: *mass charm*, *telekinesis*, and *teleport without error* (self plus 50 pounds of objects only). Initially a vrook can use these abilities once per day; at 12th level it can use them three times per day; and at 15th level and higher it can use them at will.

Summon Tanar'ri (Sp): Once per day a vrook of 9th level or higher can attempt to summon dretches (see the *Monster Manual*). The number summoned and the chance of success increase as the vrook advances in level. At 16th level a vrook can instead attempt to summon another of its kind, with the indicated chance of success.

Stunning Screech (Su): At 10th level, a vrook gains the ability to emit a piercing screech. Every creature within 30 feet must succeed on a Fortitude save (DC 10 + 1/2 vrook's HD from class levels + vrook's Con modifier) or be stunned for 1 round. Initially a vrook can use its stunning screech once per day; at 13th level it can use the ability three times per day; and at 16th level and higher it can use the ability once per hour.

Spell Resistance (Ex): A vrook of 11th level or higher has spell resistance equal to 14 + Hit Dice from class level.

Dance of Ruin (Su): To use this ability, a group of five or more vrocks must join hands in a circle, dancing wildly and chanting. At least one of the vrocks must be 14th level or higher. If the vrocks dance for 3 rounds, a wave of crackling

TABLE A-52: THE VROCK

Level	Hit Dice	Base Attack Bonus	Fort Save	Ref Save	Will Save	Skill Points	CR	Special
1st	1d8	+1	+2	+2	+2	(8 + Int mod) × 4	1	Feat, subtypes (chaotic, evil), 2 claws 1d6, bite 1d6, +2 natural armor, resistances (acid 5, cold 5, electricity 5, fire 5)
2nd	2d8	+2	+3	+3	+3	8 + Int mod	1	+2 Dex, lesser vrook powers 1/day
3rd	3d8	+3	+3	+3	+3	8 + (nt mod	2	Feat, +2 Str, +4 natural armor, telepathy 100 ft.
4th	3d8	+3	+3	+3	+3		3	+2 Con, 2 rakes 1d4
5th	3d8	+3	+3	+3	+3		3	+2 Dex, +6 natural armor, lesser vrook powers 3/day
6th	4d8	+4	+4	+4	+4	8 + Int mod	4	+2 Str, spores 1/day, claws 1d8
7th	4d8	+4	+4	+4	+4		5	Fly 50 ft. (average), +2 Int, +8 natural armor
8th	4d8	+4	+4	+4	+4		5	+2 Wis, lesser vrook powers at will, spores 3/day
9th	5d8	+5	+4	+4	+4	8 + Int mod	6	+10 natural armor, vrook powers 1/day, <i>summon tanar'ri</i> (1d6 dretches, 35%)
10th	5d8	+5	+4	+4	+4		6	Spores 1/3 rounds, stunning screech 1/day, DR 5/+1, electricity immunity, resistances (acid 10, cold 10, fire 10)
11th	6d8	+6/+1	+5	+5	+5	8 + Int mod	7	Feat, Large size, reach 10 ft., +2 Con, +12 natural armor, spell resistance
12th	6d8	+6/+1	+5	+5	+5		7	Vrook powers 3/day, <i>summon tanar'ri</i> (2d6 dretches, 35%)
13th	7d8	+7/+2	+5	+5	+5	8 + Int mod	8	+14 natural armor, stunning screech 3/day
14th	7d8	+7/+2	+5	+5	+5		8	Dance of ruin, +2 Str, +2 Int
15th	8d8	+8/+3	+6	+6	+6	8 + Int mod	9	Vrook powers at will, <i>summon tanar'ri</i> (2d10 dretches, 35%)
16th	8d8	+8/+3	+6	+6	+6		9	Stunning screech 1/hour, <i>summon tanar'ri</i> (vrook, 35%), DR 10/+2, +2 Cha

energy flashes outward in a 100-foot radius. All nondemons within the radius take 2d20 points of damage (Reflex half DC 10 + 1/2 vrock's HD from class levels + vrock's Cha modifier; calculate the save DC for each vrock in the group and use the highest one).

WATER ELEMENTAL, LARGE

Elemental (Water)

Like ocean waves, water elementals have the strength to wear down their opponents and the endurance to do it slowly if necessary. Best used in aquatic situations (where they can use their vortex ability and can easily overturn small watercraft), water elementals are still dangerous opponents on land, as good at battering creatures into submission as air elementals are. Water elementals are good choices for players who want a tough character with an alien mindset.

A water elemental's progress goes through stages where it matches the abilities of the Small and Medium-size elemental before finally reaching Large size and the abilities appropriate to its size. Because so many of its abilities are available to the Small elemental, the water elemental's powers all have scaling effects, dealing more damage or having a higher DC the more powerful the elemental becomes. Its most powerful abilities are damage reduction and an extended reach, both of which are acquired at the highest levels.

Racial Traits

- **Starring Ability Score Adjustments:** +2 Str, +2 Con, -4 Int. Water elementals are strong and resilient, but not too smart.
- **Small:** As Small creatures, water elementals gain a +1 size bonus to Armor Class, a +1 size bonus on attack rolls, and a +4 size bonus on Hide checks, but they must use smaller weapons than Medium-size creatures do, and their lifting and carrying limits are three-quarters of those of Medium-size characters.
- **Speed:** Water elemental land speed is 20 feet, swim speed 40 feet. Like any creature with a swim speed, water elementals can move through the water at that speed without making Swim checks, they have a +8 racial

bonus on Swim checks to perform some special action or avoid a hazard, and can always take 10 when making Swim checks. They can use the run action while swimming provided they swim in a straight line.

- **Water Subtype:** Water elementals can breathe water or air equally well.
- **Darkvision:** Water elementals can see in the dark up to 60 feet.
- **Automatic Languages:** Aquan.
- **Elemental:** Water elementals are immune to poison, sleep, paralysis, and stunning, and they are not subject to critical hits.
- **Favored Class:** Water elemental. The best multiclassing choices for a water elemental are barbarian, fighter, ranger, and rogue.

Class Skills

The water elemental's class skills (and the key ability for each skill) are Craft (Int), Listen (Wis), Profession (Wis), and Spot (Wis).

On reaching Medium-size, a water elemental loses its +4 size bonus on Hide checks.

On reaching Large size, a water elemental takes a -4 size penalty on Hide checks.

Class Features

All of the following are class features of the water elemental monster class.

Weapon and Armor Proficiency: Water elementals are not proficient with any weapons, armor, or shields.

Feats: A water elemental receives one feat at 1st level and additional ones at 3rd and 8th level. It gains Power Attack as a bonus feat at 1st level. After 13th level it gains feats normally according to its character level, as shown on Table 2-5: Experience and Level-Dependent Benefits.

Slam: A water elemental has a slam attack that is a natural weapon dealing the indicated damage plus 1 1/2 times its Strength bonus.

Water Mastery (Ex): A water elemental gains a +1 bonus on attack and damage rolls if both it and its opponent are touching water. If the opponent or elemental is landbound, the elemental takes a -4 penalty on attack and

TABLE A-53: THE WATER ELEMENTAL

Level	Hit Dice	Base Attack Bonus	Fort Save	Ref Save	Will Save	Skill Points	CR	Special
1st	1d8	+0	+2	+0	+0	(2 + Int mod) × 4	1	Water subtype, feat, slam 1d6, water mastery, +3 natural armor, Power Attack
2nd	2d8	+1	+3	+0	+0	2 + Int mod	1	+2 Str, +2 Con, drench, vortex
3rd	3d8	+2	+3	+1	+1	2 + Int mod	2	Feat
4th	4d8	+3	+4	+1	+1	2 + Int mod	2	Medium size, +2 Str, +2 Con, +5 natural armor
5th	4d8	+3	+4	+1	+1		2	+2 Str, +2 Dex
6th	5d8	+3	+4	+1	+1	2 + Int mod	3	Slam 1d8
7th	5d8	+3	+4	+1	+1		3	+2 Con
8th	6d8	+4	+5	+2	+2	2 + Int mod	3	Feat, +2 Str, +7 natural armor
9th	6d8	+4	+5	+2	+2		4	Slam 2d6
10th	7d8	+5	+5	+2	+2	2 + Int mod	4	+2 Dex
11th	7d8	+5	+5	+2	+2		4	+2 Str
12th	8d8	+6/+1	+6	+2	+2	2 + Int mod	5	Large size, reach 10 ft.

damage. A water elemental can overturn small craft (5 feet of length per HD), stop larger vessels (10 feet of length per HD), or halve the speed of large ships (20 feet of length per HD).

Drench (Ex): A water elemental of 2nd level or higher can extinguish nonmagical flames of Large size or smaller by merely touching the flames (moving to or through the flames; no attack roll required).

Vortex: A water elemental can form a vortex as described in the *Monster Manual*, except the damage is the elemental's slam damage without Strength bonus and the Reflex save DC to escape the vortex is $10 + 1/2$ water elemental's HD from class levels + water elemental's Con modifier.

Appendix 2: Compiled Tables

The tables in this appendix help you quickly locate the information you need to build a monster character. Check the *Monster Manual* entry for details on your base creature. Any monster that does not appear in these tables is generally unsuitable for use as a character. See Chapter 2: Building Monster Characters for more information.

READING THE TABLES

Table A 54: Monsters Compiled by Name and Table A 55: Monsters Compiled by Starting ECL contain the same information organized in two different ways. If you know which base creature you want to use, Table A 54 enables you to quickly look up the creature's fundamental statistics. If you want to create a character with a particular starting ECL, Table A 55 presents all the base creatures organized by starting ECL from lowest (1) to highest (20).

Supplementing these tables are Table A 56: Dragons, summarizing the statistics for dragons that can be used as characters, and Table A 57: Templates, which covers all the templates presented in the *Monster Manual* as well as those introduced in Chapter 10 of this book.

The categories of information on these tables are defined below.

Name: The base creature's name.

Type: The type of the creature. *Note:* Constructs have two entries; the one marked (a) is for a construct character that has received the benefit of the *awaken construct* spell (see Chapter 6), and the one marked (i) is for a construct character to which the incarnate construct template has been applied.

HD: The number and type of Hit Dice of the base creature.

Level Adj.: The level adjustment of the base creature. Information on estimating level adjustments appears in Chapter 2: Building Monster Characters. (On Table A 57: Templates, subtract 1 from the level adjustment for half-celestials and half-fiends if the character has no wings.)

Starting ECL: The creature's starting effective character level, equal to the base creature's number of Hit Dice + its level adjustment.

Str, Dex, Con, Int, Wis, Cha: The racial ability score adjustments for the creature. Do not modify these scores further for size. @If a score is marked with an asterisk (*), the base creature has an ability score of lower than 6, and you must use the base creature's score, rather than rolling and applying a racial modifier. An entry of (R) here indicates an ability score that you determine randomly (roll 4d6, drop lowest result).

Good Save: Which type or types of saving throw receives the highest bonus for the base creature.

BAB: The base creature's base attack bonus. Do not modify this figure further for size.

Fort, Ref, Will: The base, unmodified saving throw bonuses for the base creature.

Nat. Armor: If the base creature has a natural armor bonus, it appears here. The creature's *Monster Manual* entry provides other factors that may affect the base creature Armor Class, such as size and Dexterity.

Skill Points: The skill points available to the base creature, and to your character. See Chapter 2: Building Monster Characters for rules on purchasing skills.

Feats: The total number of feats the base creature has, not including bonus feats. You may choose the same feats the base creature has from its *Monster Manual* description, or an equal number of different feats, or some combination thereof.

Source: Chapter 2: Building Monster Characters is divided into Introductory, Intermediate, and Advanced monsters. This column shows which section of Chapter 2 contains additional notes for the base creature you choose. Some templates, defined as "New" in this column on Table A 57: Templates, are described in Chapter 11 of this book.

Breath Weapon: On Table A 56: Dragons, this column gives the effect or area of a dragon's breath weapon (either a line or a cone), and the type of damage the breath weapon deals.

Damage (DC): On Table A 56: Dragons, this column gives the amount of damage dealt by a dragon's breath weapon and the DC of the Reflex save for half damage.

Template Name: On Table A 57: Templates, the name of the template as it appears in the *Monster Manual* or in this book.

Base Creature HD: Because some templates provide more, or more powerful, features depending on the base creature's Hit Dice, this column shows the template's various Hit Die levels (if applicable).

Base Creature Size: Some templates provide more, or more powerful, features depending on the base creature's size. This column allows the table to show level adjustment at various size categories.

Template HD Type: If a template changes the Hit Die type of the base creature, this column shows the new die type.

Template Creature Type: If a template changes the base creature's type, this column shows the new creature type.

TABLE A-54: MONSTERS COMPILED BY NAME

Name	Type	HD	Level Starting			Str	Dex	Con	Int	Wis	Cha	Good Save	BAB	Fort	Ref	Will	Nat. Armor	Skill		Feats	Source
			Adj.	ECL														Points	Points		
Aranea	Magical beast (shapechanger)	3d8	+4	7	+0	+4	+4	+4	+4	+2	+4	Fort, Ref	+2	+3	+3	+3	+1	(2 + Int mod) × 6	2	Advanced	
Athach	Aberrant on	14d8	+5	19	+16	+2	+10	+4	+4	+2	+4	W	+8	+4	+4	+9	+8	(2 + Int mod) × 17	5	Advanced	
Azer	Outs der	2d8	+4	6	+2	+2	+2	+2	+2	+2	+2	A	+2	+3	+3	+3	+6	(8 + Int mod) × 5	1	Intermediate	
Barghest	Outs der	6d8	+6	12	+6	+4	+2	+4	+4	+4	+4	A	+6	+5	+5	+5	+6	(8 + Int mod) × 9	3	Advanced	
Barghest, greater	Outs der	9d8	+7	16	+8	+4	+4	+4	+8	+8	+8	A	+8	+6	+6	+6	+9	(8 + Int mod) × 12	4	Advanced	
Be ker	E ementa	7d8	+5	12	+4	+10	+2	+4	+0	+0	+0	Ref	+4	+2	+5	+2	+8	(2 + Int mod) × 10	3	Advanced	
Bugbear	Humano d	3d8	+1	4	+4	+2	+2	+2	+0	+0	+2	Ref	+2	+1	+3	+1	+3	(2 + Int mod) × 6	2	Introductory	
Ceest a																					
Astra deva	Outs der	12d8	+8	20	+10	+8	+8	+8	+8	+8	+10	A	+12	+8	+8	+8	+15	(8 + Int mod) × 15	4	Advanced	
Avora (guard na)	Outs der	7d8	+7	14	+4	+6	+2	+4	+6	+6	+6	A	+7	+5	+5	+5	+8	(8 + Int mod) × 10	5	Advanced	
Chae e (e ad r n)	Outs der	10d8	+10	20	+14	+2	+4	+6	+6	+6	+6	A	+10	+7	+7	+7	+8	(8 + Int mod) × 13	4	Advanced	
Hound archon	Outs der	6d8	+5	11	+4	+0	+0	+0	+0	+2	+2	A	+6	+5	+5	+5	+9	(8 + Int mod) × 9	3	Advanced	
Trumpet archon	Outs der	12d8	+8	20	+10	+6	+2	+6	+6	+6	+6	A	+12	+8	+8	+8	+14	(8 + Int mod) × 15	5	Advanced	
Centaur	Monst hum	4d8	+2	6	+8	+4	+4	+4	+2	+2	+0	Ref, W	+3	+1	+4	+4	+2	(2 + Int mod) × 7	2	Introductory	
Demon																					
Dretch	Outs der	2d8	+3	5	+0	+0	+0	+0	+0	+0	+0	A	+3	+3	+3	+3	+5	(8 + Int mod) × 5	1	Advanced	
Quas t	Outs der	3d8	+5	8	+2	+6	+0	+0	+0	+2	+0	A	+5	+3	+3	+3	+3	(8 + Int mod) × 6	2	Advanced	
Succubus	Outs der	6d8	+6	12	+2	+2	+2	+2	+6	+4	+10	A	+6	+5	+5	+5	+9	(8 + Int mod) × 9	3	Advanced	
Vrock	Outs der	8d8	+8	16	+8	+4	+6	+6	+4	+4	+2	A	+8	+6	+6	+6	+14	(8 + Int mod) × 11	3	Advanced	
Dev																					
Barbazu	Outs der	6d8	+6	12	+4	+0	+2	+4	+0	+0	+0	A	+6	+5	+5	+5	+7	(8 + Int mod) × 9	3	Advanced	
Ernyes	Outs der	6d8	+7	13	+4	+2	+2	+2	+4	+4	+10	A	+6	+5	+5	+5	+9	(8 + Int mod) × 9	3	Advanced	
Hamatu a	Outs der	9d8	+5	14	+6	+0	+2	+2	+2	+4	+0	A	+9	+6	+6	+6	+12	(8 + Int mod) × 12	4	Advanced	
Imp	Outs der	3d8	+4	7	+0	+6	+0	+0	+0	+2	+0	A	+5	+3	+3	+3	+3	(8 + Int mod) × 6	2	Advanced	
Kyton	Outs der	8d8	+6	14	+2	+0	+2	+2	+4	+0	+2	A	+8	+6	+6	+6	+8	(8 + Int mod) × 11	3	Advanced	
Osyth	Outs der	5d8	+7	12	+10	+0	+4	+4	+4	+4	+4	A	+4	+4	+4	+4	+8	(8 + Int mod) × 8	2	Advanced	
Doppe ganger	Monst hum	4d8	+4	8	+2	+2	+2	+2	+2	+4	+2	A	+3	+4	+4	+4	+4	(2 + Int mod) × 7	2	Advanced	
Dr der	Aberrant on	6d8	+4	10	+4	+4	+6	+6	+4	+6	+6	W	+3	+2	+2	+5	+6	(2 + Int mod) × 9	3	Advanced	
E ementa , a r																					
Large	E ementa	8d8	+6	14	+4	+14	+6	+6	+4	+0	+0	Ref	+5	+2	+6	+2	+4	(2 + Int mod) × 11	3	Advanced	
Med um	E ementa	4d8	+4	8	+2	+10	+4	+4	+6	+0	+0	Ref	+3	+1	+4	+1	+3	(2 + Int mod) × 7	2	Advanced	
Sma	E ementa	2d8	+4	6	+0	+6	+0	+0	+6	+0	+0	Ref	+2	+0	+3	+0	+3	(2 + Int mod) × 5	1	Advanced	
E ementa , earth																					
Large	E ementa	8d8	+5	13	+14	+2	+8	+4	+0	+0	+0	Fort	+5	+6	+2	+2	+10	(2 + Int mod) × 11	3	Advanced	
Med um	E ementa	4d8	+4	8	+10	+2	+6	+6	+6	+0	+0	Fort	+3	+4	+1	+1	+9	(2 + Int mod) × 7	2	Advanced	
Sma	E ementa	2d8	+4	6	+6	+2	+2	+2	+6	+0	+0	Fort	+2	+3	+0	+0	+7	(2 + Int mod) × 5	1	Advanced	
E ementa , fre																					
Large	E ementa	8d8	+6	14	+4	+10	+6	+6	+4	+0	+0	Ref	+5	+2	+6	+2	+4	(2 + Int mod) × 11	3	Advanced	
Med um	E ementa	4d8	+4	8	+2	+6	+4	+4	+6	+0	+0	Ref	+3	+1	+4	+1	+3	(2 + Int mod) × 7	2	Advanced	
Sma	E ementa	2d8	+4	6	+0	+2	+0	+0	+6	+0	+0	Ref	+2	+0	+3	+0	+3	(2 + Int mod) × 5	1	Advanced	
E ementa , water																					
Large	E ementa	8d8	+5	13	+10	+4	+8	+8	+4	+0	+0	Fort	+5	+6	+2	+2	+9	(2 + Int mod) × 11	3	Advanced	
Med um	E ementa	4d8	+4	8	+6	+2	+6	+6	+6	+0	+0	Fort	+3	+4	+1	+1	+8	(2 + Int mod) × 7	2	Advanced	
Sma	E ementa	2d8	+4	6	+4	+0	+2	+2	+6	+0	+0	Fort	+2	+3	+0	+0	+6	(2 + Int mod) × 5	1	Advanced	

TABLE A-54: MONSTERS COMPILED BY NAME (CONT.)

Name	Type	HD	Level Starting Adj.	Str	Dex	Con	Int	Wis	Cha	Good Save	BAB	Fort	Ref	Will	Nat. Armor	Skill Points	Feats	Source
E f																		
Aquat c	Humanod	1d8	+0	1	+0	+2	+0	-2	+0	Fort	+0	+2	+0	+0	+0	As c ass	1	Introductory
Drow	Humanod	1d8	+2	3	+0	+2	-2	+2	+0	Fort	+0	+2	+0	+0	+0	As c ass	1	Introductory
Gray	Humanod	1d8	+0	1	-2	+2	-2	+2	+0	Fort	+0	+2	+0	+0	+0	As c ass	1	Introductory
H gh	Humanod	1d8	+0	1	+0	+2	-2	+0	+0	Fort	+0	+2	+0	+0	+0	As c ass	1	Introductory
W d	Humanod	1d8	+0	1	+0	+2	+0	-2	+0	Fort	+0	+2	+0	+0	+0	As c ass	1	Introductory
Wood	Humanod	1d8	+0	1	+2	+2	-2	+0	-2	Fort	+0	+2	+0	+0	+0	As c ass	1	Introductory
Ettercap	Aberraton	5d8	+4	9	+0	+6	+2	-4	+4	W	+3	+1	+4	+1	+1	(2 + Int mod) × 8	2	Advanced
Ett n	G ant	10d8	+5	15	+12	-2	+4	-4	+0	Fort	+6	+7	+3	+3	+7	(2 + Int mod) × 13	4	Intermed ate
Gargoye	Mag ca beast	4d8	+5	9	+0	+4	+8	-4	+0	Fort, Ref	+4	+4	+4	+1	+4	(2 + Int mod) × 7	2	Intermed ate
Gen e, dj nn	Outs der	7d8	+6	13	+8	+8	+4	+4	+4	A	+6	+5	+5	+5	+3	(8 + Int mod) × 10	3	Advanced
Gen e, dj nn, nob e	Outs der	10d8	+10	20	+8	+8	+4	+4	+4	A	+9	+7	+7	+7	+3	(8 + Int mod) × 13	4	Advanced
Gen e, efreet	Outs der	10d8	+9	19	+12	+6	+4	+2	+4	A	+9	+7	+7	+7	+6	(8 + Int mod) × 13	4	Advanced
Gen e, jann	Outs der	6d8	+5	11	+6	+4	+2	+4	+4	A	+6	+5	+5	+5	+1	(8 + Int mod) × 9	3	Advanced
Ghast	Undead	4d12	+3	7	+2	+4	—	+2	+4	W	+2	+1	+1	+4	+4	(4 + Int mod) × 7	2	Advanced
Ghou	Undead	2d12	+3	5	+2	+4	—	+2	+4	W	+1	+0	+0	+3	+2	(4 + Int mod) × 5	1	Advanced
G ant, fre	G ant	15d8	+4	19	+20	-2	+10	+0	+0	Fort	+10	+9	+5	+5	+8	(2 + Int mod) × 18	6	Advanced
G ant, frost	G ant	14d8	+4	18	+18	-2	+10	+0	+0	Fort	+9	+9	+4	+4	+9	(2 + Int mod) × 17	5	Advanced
G ant, h	G ant	12d8	+4	16	+14	-2	+8	-4	+0	Fort	+8	+8	+4	+4	+9	(2 + Int mod) × 15	5	Intermed ate
G ant, stone	G ant	14d8	+4	18	+16	+4	+8	+0	+0	Fort	+9	+9	+4	+4	+11	(2 + Int mod) × 17	5	Advanced
G ant, stone (e der)	G ant	14d8	+6	20	+16	+4	+8	+0	+4	Fort	+9	+9	+4	+4	+11	(2 + Int mod) × 17	5	Advanced
Gno	Humanod	2d8	+1	3	+4	+0	+2	+0	-2	Fort	+1	+3	+0	+0	+1	(2 + Int mod) × 5	1	Introductory
Gob n	Humanod	1d8	+0	1	-2	+2	+0	+0	-2	Fort	+1	+2	+0	+0	+0	As c ass	1	Introductory
Go em, day (a)	Construct	11d10	+8	19	+14	-2	—	(R)	+0	1*	+7	+3	+3	+3	+14	(2 + Int mod) × 14	4	Advanced
Go em, day ()	G ant	11d10	+8	19	+14	-2	(R)	(R)	+0	1*	+7	(R)	+3	+3	+14	(2 + Int mod) × 14	4	Advanced
Go em, fesh (a)	Construct	9d10	+6	15	+10	-2	—	(R)	+0	1*	+5	+3	+3	+3	+10	(2 + Int mod) × 12	4	Advanced
Go em, fesh ()	G ant	9d10	+6	15	+10	-2	(R)	(R)	+0	1*	+5	(R)	+3	+3	+10	(2 + Int mod) × 12	4	Advanced ,
Go em, stone (a)	Construct	14d10	+6	20	+18	-2	—	(R)	+0	1*	+9	+4	+4	+4	+18	(2 + Int mod) × 17	5	Advanced
Go em, stone ()	G ant	14d10	+6	20	+18	-2	(R)	(R)	+0	1*	+9	(R)	+4	+4	+18	(2 + Int mod) × 17	5	Advanced
Gray render	Mag ca beast	10d8	+5	15	+12	+0	+14	-8	+2	Fort, Ref	+10	+7	+7	+3	+10	(2 + Int mod) × 13	4	Advanced
Gr ffon	Mag ca beast	7d10	+3	10	+8	+4	+6	-6	+2	Fort, Ref	+10	+8	+7	+3	+6	(2 + Int mod) × 14	3	Advanced
Gr m ock	Monst hum	2d8	+2	4	+4	+2	+2	+0	-2	Ref, W	+2	+0	+3	+3	+4	(2 + Int mod) × 5	1	Introductory
Hag, ann s	Monst hum	7d8	+5	12	+14	+2	+4	+2	+0	Ref, W	+6	+2	+5	+5	+10	(2 + Int mod) × 10	3	Advanced
Hag, green hag	Monst, hum	9d8	+5	14	+8	+2	+2	+2	+0	Ref, W	+9	+3	+6	+6	+11	(2 + Int mod) × 12	4	Advanced
Hag, sea	Monst, hum	3d8	+5	8	+8	+2	+2	+0	+2	Ref, W	+2	+1	+3	+3	+3	(2 + Int mod) × 6	2	Intermed ate
Harpy	Monst hum	7d8	+3	10	+0	+4	+0	-4	+0	Ref, W	+7	+2	+5	+5	+1	(2 + Int mod) × 10	3	Advanced
Hobgob n	Humanod	1d8	+1	2	+0	+2	+2	+0	+0	Fort	+0	+2	+0	+0	+0	As c ass	1	Introductory
Homuncus (a)	Construct	2d10	+3	5	-2	+4	—	+0	+2	None	+3	+0	+0	+0	+0	(2 + Int mod) × 5	1	Advanced
Homuncus ()	Humanod	2d10	+3	5	-2	+4	(R)	+0	+2	None	+3	(R)	+2	+1	+0	(2 + Int mod) × 5	1	Advanced
Kobo d	Humanod	1/2 d8	+0	1	-4	+2	+0	+0	+0	W	+1	+0	+0	+2	+1	As c ass	1	Introductory
Kuo-toa	Monst hum	2d8	+2	4	+2	+0	+2	+2	+4	Ref, W	+2	+0	+3	+3	+6	(2 + Int mod) × 5	1	Introductory
Lam a	Mag ca beast	9d10	+4	13	+0	+4	+2	+4	+2	Fort, Ref	+9	+6	+6	+6	+3	(2 + Int mod) × 12	4	Intermed ate
L end	Outs der	7d8	+6	13	+10	+6	+4	+4	+6	A	+6	+5	+5	+5	+5	(8 + Int mod) × 10	3	Advanced
L zardfo k	Humanod	2d8	+1	3	+2	+0	+2	-2	+0	Ref	+1	+0	+3	+0	+5	(2 + Int mod) × 5	1	Introductory
Locathah	Humanod	2d8	+1	3	+0	+2	+0	+2	+0	Fort	+1	+3	+0	+0	+3	(2 + Int mod) × 5	1	Introductory
Magm n	E menta	2d8	+4	6	-2	+2	+0	-2	+0	Ref	+2	+0	+3	+0	+2	(2 + Int mod) × 5	1	Advanced

TABLE A-54: MONSTERS COMPILED BY NAME (CONT.)

Name	Type	HD	Level Starting Adj. ECL	Str	Dex	Con	Int	Wis	Cha	Good Save	BAB	Fort	Ref.	Will	Nat. Armor	Skill Points	Feats	Source
Medusa	Monst hum	6d8	+4	10	+0	+4	+2	+2	+4	Ref, W	+4	+2	+5	+5	+3	(2 + Int mod) × 9	3	Intermed ate
Meph t, a r	Outs der	3d8	+3	6	+0	+6	+0	+2	+0	A	+3	+3	+3	+3	+3	(2 + Int mod) × 6	2	Intermed ate
Meph t, dust	Outs der	3d8	+3	6	+0	+6	+0	+2	+0	A	+3	+3	+3	+3	+3	(2 + Int mod) × 6	2	Intermed ate
Meph t, earth	Outs der	3d8	+3	6	+6	-2	+2	+2	+0	A	+3	+3	+3	+3	+6	(2 + Int mod) × 6	2	Intermed ate
Meph t, f re	Outs der	3d8	+3	6	+0	+2	+0	+2	+0	A	+3	+3	+3	+3	+4	(2 + Int mod) × 6	2	Intermed ate
Meph t, ce	Outs der	3d8	+3	6	+0	+6	+0	+2	+0	A	+3	+3	+3	+3	+4	(2 + Int mod) × 6	2	Intermed ate
Meph t, magma	Outs der	3d8	+3	6	+0	+2	+0	+2	+0	A	+3	+3	+3	+3	+4	(2 + Int mod) × 6	2	Intermed ate
Meph t, ooze	Outs der	3d8	+3	6	+4	+0	+2	+2	+0	A	+3	+3	+3	+3	+5	(2 + Int mod) × 6	2	Intermed ate
Meph t, sa t	Outs der	3d8	+3	6	+6	-2	+2	+2	+0	A	+3	+3	+3	+3	+6	(2 + Int mod) × 6	2	Intermed ate
Meph t, steam	Outs der	3d8	+3	6	+0	+2	+0	+2	+0	A	+3	+3	+3	+3	+4	(2 + Int mod) × 6	2	Intermed ate
Meph t, water	Outs der	3d8	+3	6	+4	+0	+2	+2	+0	A	+3	+3	+3	+3	+5	(2 + Int mod) × 6	2	Intermed ate
Merfo k	Humano d	1d8	+1	2	+0	+2	+2	+0	+2	Fort	+0	+2	+0	+0	+0	As cass	1	Introductory
M nd f ayer	Aberrat on	8d8	+7	15	+2	+4	+2	+8	+6	W	+6	+2	+2	+6	+3	(2 + Int mod) × 11	3	Advanced
M notaur	Monst hum	6d8	+2	8	+8	+0	+4	-4	-0	Ref, W	+5	+2	+5	+5	+5	(2 + Int mod) × 9	3	Introductory
Mummy	Undead	8d12	+5	13	+6	-2	-4	+4	+4	W	+3	+2	+2	+5	+8	(4 + Int mod) × 11	3	Advanced
Ogre	G ant	4d8	+2	6	+10	-2	+4	-4	-0	Fort	+2	+4	+1	+1	+5	(2 + Int mod) × 7	2	Introductory
Ogre mage	G ant	5d8	+7	12	+10	+0	+6	+4	+6	Fort	+2	+4	+1	+1	+5	(2 + Int mod) × 8	2	Intermed ate
Ogre, merrow	G ant	4d8	+2	6	+10	-2	+4	-4	-0	Fort	+2	+4	+1	+1	+5	(2 + Int mod) × 7	2	Introductory
Orc	Humano d	1d8	+0	1	+4	+0	+0	-2	-2	Fort	+0	+2	+0	+0	+0	As cass	1	Introductory
Phasm	Aberrat on (shapechanger)	5d8	+7	12	+2	+4	+4	+6	+4	A	+3	+4	+4	+4	+5	(2 + Int mod) × 8	2	Advanced
P anetouched																		
Aas mar	Outs der	1d8	+1	2	+0	+0	+0	+0	+2	A	+1	+2	+2	+2	+0	As cass	1	Introductory
T ef ng	Outs der	1d8	+1	2	+0	+2	+0	+2	-0	A	+1	+2	+2	+2	+0	As cass	1	Introductory
Rakshasa	Outs der	7d8	+7	14	+2	+4	+6	+2	+6	A	+7	+5	+5	+5	+9	(8 + Int mod) × 10	3	Advanced
Sahuag n	Humano d	2d8	+2	4	+4	+2	+2	+4	+2	Fort	+1	+3	+0	+0	+5	(2 + Int mod) × 5	1	Introductory
Sahuag n (4 arms)	Humano d	2d8	+3	5	+4	+2	+2	+4	+2	Fort	+1	+3	+0	+0	+5	(2 + Int mod) × 5	1	Introductory
Sa amander																		
F ame brother	Outs der	3d8	+4	7	+2	+2	+2	+4	+4	A	+4	+3	+3	+3	+7	(8 + Int mod) × 6	2	Intermed ate
Satyr	Fey	5d6	+2	7	+0	+2	+2	+2	+2	Ref, W	+2	+1	+4	+4	+4	(6 + Int mod) × 8	2	Intermed ate
Shadow	Undead	3d12	+7	10	-4	-4	-4	+2	+2	W	+1	+1	+1	+3	+0	(4 + Int mod) × 6	2	Advanced
Shamb ng mound	P ant	8d8	+6	14	+10	+0	+6	-4	-0	Fort	+5	+6	+2	+2	+11	(2 + Int mod) × 11	3	Advanced
Skum	Aberrat on	2d8	+3	5	+8	+2	+2	+0	+0	W	+1	+0	+0	+3	+2	(2 + Int mod) × 5	1	Introductory
S aad																		
B ue	Outs der	8d8	+6	14	+8	+4	+6	-4	+0	AD	+7	+6	+6	+6	+7	(8 + Int mod) × 11	3	Intermed ate
Gray	Outs der	10d8	+6	16	+8	+2	+6	+4	+4	A	+10	+7	+7	+7	+11	(8 + Int mod) × 13	4	Intermed ate
Green	Outs der	9d8	+7	16	+8	+2	+6	+0	+0	A	+8	+6	+6	+6	+10	(8 + Int mod) × 12	4	Intermed ate
Red	Outs der	7d8	+6	13	+8	+2	+6	-4	-2	A	+6	+5	+5	+5	+6	(8 + Int mod) × 10	3	Intermed ate
Spr te																		
Gr g	Fey	1/2 d6	+3	4	-6	+8	+2	+0	+2	Ref, W	+2	+0	+2	+2	+2	As cass	1	Intermed ate
N x e	Fey	1d6	+3	4	-4	+6	+0	+2	+2	Ref, W	+1	+0	+2	+2	+0	As cass	1	Intermed ate
P x e	Fey	1d6	+4	5	-4	+8	+0	+6	+4	Ref, W	+1	+0	+2	+2	+1	As cass	1	Intermed ate
Treant	P ant	7d8	+5	12	+18	-2	+10	+2	+4	Fort	+3	+5	+2	+2	+13	(2 + Int mod) × 10	3	Advanced
Tr ton	Outs der	3d8	+2	5	+2	+0	+2	+2	+0	A	+3	+3	+3	+3	+6	(8 + Int mod) × 6	2	Intermed ate
Trog odyte	Humano d	2d8	+2	4	+0	-2	+4	-2	+0	Fort	+1	+3	+0	+0	+6	(2 + Int mod) × 5	1	Introductory
Tro	G ant	6d8	+5	11	+12	+4	+12	-4	-2	Fort	+3	+5	+2	+2	+7	(2 + Int mod) × 9	3	Intermed ate

TABLE A-54: MONSTERS COMPILED BY NAME (CONT.)

Name	Type	HD	Level Starting Adj.	ECL	Sir	Dex	Con	Int	Wis	Cha	Good Save	BAB	Fort	Ref	Will	Nat. Armor	Skill Points	Feats	Source
Tro , scrag	G ant	6d8	+5	11	+12	+4	+12	-4	-2	-4	Fort	+3	+5	+2	+2	+7	(2 + Int mod) × 9	3	Intermed ate
L mber hu k	Aberrat on	8d8	+6	14	+12	+2	+9	-2	+0	+2	W	+5	+2	+2	+6	+7	(2 + Int mod) × 11	3	Advanced
Yuan-t																			
Abom nat on	Monst, hum	9d8	+7	16	+8	+2	+6	+8	+8	+6	Ref, W	+8	+3	+6	+6	+10	(2 + Int mod) × 12	4	Advanced
Ha fb ood	Monst, hum	7d8	+5	12	+4	+2	+2	+8	+8	+6	Ref, W	+7	+2	+5	+5	+1	(2 + Int mod) × 10	3	Advanced
Pureb ood	Monst, hum	6d8	+5	11	+0	+2	+0	+8	+8	+6	Ref, W	+6	+2	+5	+5	+1	(2 + Int mod) × 9	3	Advanced

TABLE A-55: MONSTERS COMPILED BY STARTING ECL

Name	Type	HD	Level Starting Adj.	ECL	Str	Dex	Con	Int	Wis	Cha	Good Save	BAB	Fort	Ref	Will	Nat. Armor	Skill Points	Feats	Source
E f, aquat c	Humano d	1d8	+0	1	+0	+2	+0	-2	+0	+0	Fort	+0	+2	+0	+0	+0	As c ass	1	Introductory
E f, gray	Humano d	1d8	+0	1	-2	+2	-2	+2	+0	+0	Fort	+0	+2	+0	+0	+0	As c ass	1	Introductory
E f, h gh	Humano d	1d8	+0	1	+0	+2	-2	+0	+0	+0	Fort	+0	+2	+0	+0	+0	As c ass	1	Introductory
E f, w d	Humano d	1d8	+0	1	+0	+2	+0	-2	+0	+0	Fort	+0	+2	+0	+0	+0	As c ass	1	Introductory
E f, wood	Humano d	1d8	+0	1	+2	+2	-2	-2	+0	-2	Fort	+0	+2	+0	+0	+0	As c ass	1	Introductory
Gob n	Humano d	1d8	+0	1	-2	+2	+0	+0	+0	-2	Fort	+1	+2	+0	+0	+0	As c ass	1	Introductory
Kobo d	Humano d	1/2 d8	+0	1	-4	+2	+0	+0	+0	+0	W	+1	+0	+0	+2	+1	As c ass	1	Introductory
Ore	Humano d	1d8	+0	1	+4	+0	+0	-2	-2	-2	Fort	+0	+2	+0	+0	+0	As c ass	1	Introductory
Hobgob n	Humano d	1d8	+1	2	+0	+2	+2	+0	+0	+0	Fort	+0	+2	+0	+0	+0	As c ass	1	Introductory
Merfo k	Humano d	1d8	+1	2	+0	+2	+2	+0	+0	+2	Fort	+0	+2	+0	+0	+0	As c ass	1	Introductory
Aas mar	Outs der	1d8	+1	2	+0	+0	+0	+0	+2	+2	A	+1	+2	+2	+2	+0	As c ass	1	Introductory
Tef ng	Outs der	1d8	+1	2	+0	+2	+0	+2	+0	-2	A	+1	+2	+2	+2	+0	As c ass	1	Introductory
E f, drow	Humano d	1d8	+2	3	+0	+2	-2	+2	+0	-2	Fort	+0	+2	+0	+0	+0	As c ass	1	Introductory
Gno	Humano d	2d8	+1	3	+4	+0	+2	-2	+0	-2	Fort	+1	+3	+0	+0	+1	(2 + Int mod) × 5	1	Introductory
L zard fo k	Humano d	2d8	+1	3	+2	+0	+2	-2	+0	+0	Ref	+1	+0	+3	+0	+5	(2 + Int mod) × 5	1	Introductory
Locathah	Humano d	2d8	+1	3	+0	+2	+0	+2	+2	+0	Fort	+1	+3	+0	+0	+3	(2 + Int mod) × 5	1	Introductory
Bugbear	Humano d	3d8	+1	4	+4	+2	+2	+0	+0	-2	Ref	+2	+1	+3	+1	+3	(2 + Int mod) × 6	2	Introductory
Gr m ock	Monst hum	2d8	+2	4	+4	+2	+2	+0	-2	-4	Ref, W	+2	+0	+3	+3	+4	(2 + Int mod) × 5	1	Introductory
Kuo-toa	Monst hum	2d8	+2	4	+2	+0	+2	+2	+4	-2	Ref, W	+2	+0	+3	+3	+6	(2 + Int mod) × 5	2	Introductory
Spr te, gr g	Fey	1/2 d6	+3	4	-6	+8	+2	+0	+2	+4	Ref, W	+2	+0	+2	+2	+2	As c ass	1	Intermed ate
Spr te, n x e	Fey	1d6	+3	4	-4	+6	+0	+2	+2	+8	Ref, W	+1	+0	+2	+2	+0	As c ass	1	Intermed ate
Trog odyte	Humano d	2d8	+2	4	+0	-2	+4	-2	+0	+0	Fort	+1	+3	+0	+0	+6	(2 + Int mod) × 5	1	Introductory
Sahuag n	Humano d	2d8	+2	4	+4	+2	+2	+4	+2	-2	Fort	+1	+3	+0	+0	+5	(2 + Int mod) × 5	1	Introductory
Demon, dretch	Outs der	2d8	+3	5	+0	+0	+0	-6	+0	+0	A	+3	+3	+3	+3	+5	(8 + Int mod) × 5	1	Advanced
Ghou	Undead	2d12	+3	5	+2	+4	—	+2	+4	+6	W	+1	+0	+0	+3	+2	(4 + Int mod) × 5	1	Advanced
Homuncu us (a)	Construct	2d10	+3	5	-2	+4	—	+0	+2	-4	None	+3	+0	+0	+0	+0	(2 + Int mod) × 5	1	Advanced
Homuncu us ()	Humano d	2d10	+3	5	-2	+4	(R)	+0	+2	-4	None	+3	(R)	+2	+1	+0	(2 + Int mod) × 5	1	Advanced
Sahuag n (4 arms)	Humano d	2d8	+3	5	+4	+2	+2	+4	+2	-2	Fort	+1	+3	+0	+0	+5	(2 + Int mod) × 5	1	Introductory
Skum	Aberrat on	2d8	+3	5	+8	+2	+2	+0	+0	-4	W	+1	+0	+0	+3	+2	(2 + Int mod) × 5	1	Introductory
Spr te, p x e	Fey	1d6	+4	5	-4	+8	+0	+6	+4	+6	Ref, W	+1	+0	+2	+2	+1	As c ass	1	Intermed ate
Tr ton	Outs der	3d8	+2	5	+2	+0	+2	+2	+2	+0	A	+3	+3	+3	+3	+6	(8 + Int mod) × 6	2	Intermed ate
Azer	Outs der	2d8	+4	6	+2	+2	+2	+2	+2	-2	A	+2	+3	+3	+3	+6	(8 + Int mod) × 5	1	Intermed ate
Centaur	Monst hum	4d8	+2	6	+8	+4	+4	-2	+2	+0	Ref, W	+3	+1	+4	+4	+2	(2 + Int mod) × 7	2	Introductory
E menta , sma																			
A r	E menta	2d8	+4	6	+0	+6	+0	-6	+0	+0	Ref	+2	+0	+3	+0	+3	(2 + Int mod) × 5	1	Advanced
Earth	E menta	2d8	+4	6	+6	-2	+2	-6	+0	+0	Fort	+2	+3	+0	+0	+7	(2 + Int mod) × 5	1	Advanced

TABLE A-55: MONSTERS COMPILED BY STARTING ECL (CONT.)

Name	Type	HD	Level Starting			Con	Int	Wis	Cha	Good Save	BAB	Fort	Ref	Will	Nat. Armor	Skill		Feats	Source
			Adj.	ECL	Str	Dex										Points	Feat		
F re	E ementa	2d8	+4	6	+0	+2	+0	-6	+0	Ref	+2	+0	+3	+0	+3	(2 + Int mod) × 5	1	Advanced	
Water	E ementa	2d8	+4	6	+4	+0	+0	-6	+0	Fort	+2	+3	+0	+0	+6	(2 + Int mod) × 5	1	Advanced	
Magn n	E ementa	2d8	+4	6	-2	+2	+0	-2	+0	Ref	+2	+0	+3	+0	+2	(2 + Int mod) × 5	1	Advanced	
Meph t, a r	Outs der	3d8	+3	6	+0	+6	+0	+2	+0	A	+3	+3	+3	+3	+3	(8 + Int mod) × 6	2	Intermed ate	
Meph t, dust	Outs der	3d8	+3	6	+0	+6	+0	+2	+0	A	+3	+3	+3	+3	+3	(8 + Int mod) × 6	2	Intermed ate	
Meph t, earth	Outs der	3d8	+3	6	+6	-2	+2	+2	+0	A	+3	+3	+3	+3	+6	(8 + Int mod) × 6	2	Intermed ate	
Meph t, f re	Outs der	3d8	+3	6	+0	+2	+0	+2	+0	A	+3	+3	+3	+3	+4	(8 + Int mod) × 6	2	Intermed ate	
Meph t, ce	Outs der	3d8	+3	6	+0	+6	+0	+2	+0	A	+3	+3	+3	+3	+4	(8 + Int mod) × 6	2	Intermed ate	
Meph t, magma	Outs der	3d8	+3	6	+0	+2	+0	+2	+0	A	+3	+3	+3	+3	+4	(8 + Int mod) × 6	2	Intermed ate	
Meph t, ooze	Outs der	3d8	+3	6	+4	+0	+2	+2	+0	A	+3	+3	+3	+3	+5	(8 + Int mod) × 6	2	Intermed ate	
Meph t, sa t	Outs der	3d8	+3	6	+6	-2	+2	+2	+0	A	+3	+3	+3	+3	+6	(8 + Int mod) × 6	2	Intermed ate	
Meph t, steam	Outs der	3d8	+3	6	+0	+2	+0	+2	+0	A	+3	+3	+3	+3	+4	(8 + Int mod) × 6	2	Intermed ate	
Meph t, water	Outs der	3d8	+3	6	+4	+0	+2	+2	+0	A	+3	+3	+3	+3	+5	(8 + Int mod) × 6	2	Intermed ate	
Ogre	G ant	4d8	+2	6	+10	-2	+4	-4	-4	Fort	+2	+4	+1	+1	+5	(2 + Int mod) × 7	2	Introductory	
Ogre, merrow	G ant	4d8	+2	6	+10	-2	+4	-4	-4	Fort	+2	+4	+1	+1	+5	(2 + Int mod) × 7	2	Introductory	
Aranea	Mag ca beast (shapechanger)	3d8	+4	7	+0	+4	+4	+4	+2	Fort, Ref	+2	+3	+3	+3	+1	(2 + Int mod) × 6	2	Advanced	
Dev , mp	Outs der	3d8	+4	7	+0	+6	+0	+0	+0	A	+5	+3	+3	+3	+3	(8 + Int mod) × 6	2	Advanced	
Ghast	Undead	4d12	+3	7	+2	+4	—	+2	+4	W	+2	+1	+1	+4	+4	(4 + Int mod) × 7	2	Advanced	
F amebrother	Outs der	3d8	+4	7	+2	+2	+2	+4	+2	A	+4	+3	+3	+3	+7	(8 + Int mod) × 6	2	Intermed ate	
Satyr	Fey	5d8	+2	7	+0	+2	+2	+2	+2	Ref, W	+2	+1	+4	+4	+4	(6 + Int mod) × 8	2	Intermed ate	
Demon, quas t	Outs der	3d8	+5	8	-2	+6	+0	+0	+0	A	+5	+3	+3	+3	+3	(8 + Int mod) × 6	2	Advanced	
Dopp eganger	Monst hum	4d8	+4	8	+2	+2	+2	+2	+2	A	+3	+4	+4	+4	+4	(2 + Int mod) × 7	2	Advanced	
E ementa , med um																			
A r	E ementa	4d8	+4	8	+2	+10	+4	-6	+0	Ref	+3	+1	+4	+1	+3	(2 + Int mod) × 7	2	Advanced	
Earth	E ementa	4d8	+4	8	+10	-2	+6	-6	+0	Fort	+3	+4	+1	+1	+9	(2 + Int mod) × 7	2	Advanced	
F re	E ementa	4d8	+4	8	+2	+6	+4	-6	+0	Ref	+3	+1	+4	+1	+3	(2 + Int mod) × 7	2	Advanced	
Water	E ementa	4d8	+4	8	+6	+2	+6	-6	+0	Fort	+3	+4	+1	+1	+8	(2 + Int mod) × 7	2	Advanced	
Hag, sea	Monst hum	3d8	+5	8	+8	+2	+2	+0	+0	Ref, W	+2	+1	+3	+3	+3	(2 + Int mod) × 6	2	Intermed ate	
M notaur	Monst hum	6d8	+2	8	+8	+0	+4	-4	-4	Ref, W	+5	+2	+5	+5	+5	(2 + Int mod) × 9	3	Introductory	
Ettercap	Aberrat on	5d8	+4	9	+0	+6	+2	-4	-4	W	+3	+1	+4	+1	+1	(2 + Int mod) × 8	2	Advanced	
Gargoy e	Mag ca beast	4d8	+5	9	+0	+4	+8	-4	-4	Fort, Ref	+4	+4	+4	+1	+4	(2 + Int mod) × 7	2	Intermed ate	
Dr der	Aberrat on	6d8	+4	10	+4	+4	+6	+4	+6	W	+3	+2	+2	+5	+6	(2 + Int mod) × 9	3	Advanced	
Gr ffon	Mag ca beast	7d10	+3	10	+8	+4	+6	-6	-2	Fort, Ref	+10	+8	+7	+3	+6	(2 + Int mod) × 14	3	Advanced	
Harpy	Monst hum	7d8	+3	10	+0	+4	+0	-4	+0	Ref, W	+7	+2	+5	+5	+1	(2 + Int mod) × 10	3	Advanced	
Medusa	Monst hum	6d8	+4	10	+0	+4	+2	+2	+4	Ref, W	+4	+2	+5	+5	+3	(2 + Int mod) × 9	3	Intermed ate	
Shadow	Undead	3d12	+7	10	—	+4	—	-4	+2	W	+1	+1	+1	+3	+0	(4 + Int mod) × 7	2	Advanced	
Hound archon	Outs der	6d8	+5	11	+4	+0	+0	+0	+2	A	+6	+5	+5	+5	+9	(8 + Int mod) × 9	3	Advanced	
Gen e, jann	Outs der	6d8	+5	11	+6	+4	+2	+4	+4	A	+6	+5	+5	+5	+1	(8 + Int mod) × 9	3	Advanced	
Tro	G ant	6d8	+5	11	+12	+4	+12	-4	-2	Fort	+3	+5	+2	+2	+7	(2 + Int mod) × 9	3	Intermed ate	
Tro , scrag	G ant	6d8	+5	11	+12	+4	+12	-4	-2	Fort	+3	+5	+2	+2	+7	(2 + Int mod) × 9	3	Intermed ate	
Yuan-t , pureb ood	Monst hum	6d8	+5	11	+0	+2	+0	+8	+8	Ref, W	+6	+2	+5	+5	+1	(2 + Int mod) × 9	3	Advanced	
Barghest	Outs der	6d8	+6	12	+6	+4	+2	+4	+4	A	+6	+5	+5	+5	+6	(8 + Int mod) × 9	3	Advanced	
Better	E ementa	7d8	+5	12	+4	+10	+2	-4	+0	Ref	+4	+2	+5	+2	+8	(2 + Int mod) × 10	3	Advanced	
Demon, succubus	Outs der	6d8	+6	12	+2	+2	+2	+6	+4	A	+6	+5	+5	+5	+9	(8 + Int mod) × 9	3	Advanced	
Dev , barbazu	Outs der	6d8	+6	12	+4	+0	+2	-4	+0	A	+6	+5	+5	+5	+7	(8 + Int mod) × 9	3	Advanced	

TABLE A-55: MONSTERS COMPILED BY STARTING ECL (CONT.)

Name	Type	HD	Level Starting: Adj. ECL	Str	Dex	Con	Int	Wis	Cha	Good Save	BAB	Fort	Ref	Will	Nat. Armor	Skill Points	Feats	Source
Dev , osy uth	Outs der	5d8	+7	12	+10	+0	+4	+4	+4	A	+4	+4	+4	+4	+8	(8 + Int mod) × 8	2	Advanced
Hag, ann s	Monst hum	7d8	+5	12	+14	+2	+4	+2	+0	Ref, W	+6	+2	+5	+5	+10	(2 + Int mod) × 10	3	Advanced
Ogre mage	G ant	5d8	+7	12	+10	+0	+6	+4	+6	Fort	+2	+4	+1	+1	+5	(2 + Int mod) × 8	2	Intermed ate
Phasm	Aberrat on (shapechanger)	5d8	+7	12	+2	+4	+6	+4	+4	A	+3	+4	+4	+4	+5	(2 + Int mod) × 8	2	Advanced
Treant	P ant	7d8	+5	12	+18	-2	+10	+2	+2	Fort	+3	+5	+2	+2	+13	(2 + Int mod) × 10	3	Advanced
Yuan-t, ha fb ood	Monst hum	7d8	+5	12	+4	+2	+8	+8	+6	Ref, W	+7	+2	+5	+5	+1	(2 + Int mod) × 10	3	Advanced
Dev , er nyes	Outs der	6d8	+7	13	+4	+2	+2	+4	+10	A	+6	+5	+5	+5	+9	(8 + Int mod) × 9	3	Advanced
E ementa , arge																		
Earth	E ementa	8d8	+5	13	+14	-2	+8	-4	+0	Fort	+5	+6	+2	+2	+10	(2 + Int mod) × 11	3	Advanced
Water	E ementa	8d8	+5	13	+10	+4	+8	-4	+0	Fort	+5	+6	+2	+2	+9	(2 + Int mod) × 11	3	Advanced
Gen e, dj nn	Outs der	7d8	+6	13	+8	+8	+4	+4	+4	A	+6	+5	+5	+5	+3	(8 + Int mod) × 10	3	Advanced
Lam a	Mag ca beast	9d10	+4	13	+0	+4	+2	+2	+4	Fort, Ref	+9	+6	+6	+3	+5	(2 + Int mod) × 12	4	Intermed ate
L end	Outs der	7d8	+6	13	+10	+6	+4	+4	+6	A	+6	+5	+5	+5	+5	(8 + Int mod) × 10	3	Advanced
Mummy	Undead	8d12	+5	13	+6	-2	—	-4	+4	W	+3	+2	+2	+5	+8	(4 + Int mod) × 11	3	Advanced
Saad, red	Outs der	7d8	+6	13	+8	+2	+6	-4	-2	A	+6	+5	+5	+5	+6	(8 + Int mod) × 10	3	Intermed ate
Avora (guard na)	Outs der	7d8	+7	14	+4	+6	+2	+4	+6	A	+7	+5	+5	+5	+8	(8 + Int mod) × 10	3	Advanced
Dev , hamatu a	Outs der	9d8	+5	14	+6	+0	+2	+2	+4	A	+9	+6	+6	+6	+12	(8 + Int mod) × 12	4	Advanced
Dev , kyton	Outs der	8d8	+6	14	+2	+0	+2	-4	+0	A	+8	+6	+6	+6	+8	(8 + Int mod) × 11	3	Advanced
E ementa , arge																		
A r	E ementa	8d8	+6	14	+4	+14	+6	-4	+0	Ref	+5	+2	+6	+2	+4	(2 + Int mod) × 11	3	Advanced
F re	E ementa	8d8	+6	14	+4	+10	+6	-4	+0	Ref	+5	+2	+6	+2	+4	(2 + Int mod) × 11	3	Advanced
Hag, green hag	Monst, hum	9d8	+5	14	+8	+2	+2	2	+0	Ref, W	+9	+3	+6	+6	+11	(2 + Int mod) × 12	4	Advanced
Rakshasa	, Outs der	7d8	+7	14	+2	+4	+6	+2	+6	A	+7	+5	+5	+5	+9	(8 + Int mod) × 10	3	Advanced
Shamb ng mound	P ant	8d8	+6	14	+10	+0	+6	-4	-0	Fort	+5	+6	+2	+2	+11	(2 + Int mod) × 11	3	Advanced
Saad, b ue	Outs der	8d8	+6	14	+8	+4	+6	-4	+0	A	+7	+6	+6	+6	+7	(8 + Int mod) × 11	3	Intermed ate
Umber hu k	Aberrat on	8d8	+6	14	+12	+2	+9	-2	+0	W	+5	+2	+2	+6	+7	(2 + Int mod) × 11	3	Advanced
Ett n	G ant	10d8	+5	15	+12	-2	+4	-4	+0	Fort	+6	+7	+3	+3	+7	(2 + Int mod) × 13	4	Intermed ate
Go em, fesh (a)	Construct	9d10	+6	15	+10	-2	—	(R)	+0	None	+5	+3	+3	+3	+10	(2 + Int mod) × 12	4	Advanced
Go em, fesh ()	G ant	9d10	+6	15	+10	-2	(R)	(R)	+0	None	+5	(R)	+3	+3	+10	(2 + Int mod) × 12	4	Advanced
Gray render	Mag ca beast	10d8	+5	15	+12	+0	+14	-8	-2	Fort, Ref	+10	+7	+7	+3	+10	(2 + Int mod) × 13	4	Advanced
M nd fayer	Aberrat on	8d8	+7	15	+2	+4	+2	+8	+6	W	+6	+2	+2	+6	+3	(2 + Int mod) × 11	3	Advanced
Barghest, greater	Outs der	9d8	+7	16	+8	+4	+4	+8	+8	A	+8	+6	+6	+6	+9	(8 + Int mod) × 12	4	Advanced
Demon, vrock	Outs der	8d8	+8	16	+8	+4	+6	+4	+2	A	+8	+6	+6	+6	+14	(8 + Int mod) × 11	3	Advanced
G ant, h	G ant	12d8	+4	16	+14	-2	+8	-4	+0	Fort	+8	+8	+4	+4	+9	(2 + Int mod) × 15	5	Intermed ate
Saad, gray	Outs der	10d8	+6	16	+8	+2	+6	+4	+4	A	+10	+7	+7	+7	+11	(8 + Int mod) × 13	4	Intermed ate
Saad, green	Outs der	9d8	+7	16	+8	+2	+6	+0	+0	A	+8	+6	+6	+6	+10	(8 + Int mod) × 12	4	Intermed ate
Yuan-t																		
Abom nat on	Monst hum	9d8	+7	16	+8	+2	+6	+8	+6	Ref, W	+8	+3	+6	+6	+10	(2 + Int mod) × 12	4	Advanced
G ant, frost	G ant	14d8	+4	18	+18	-2	+10	+0	+0	Fort	+9	+9	+4	+4	+9	(2 + Int mod) × 17	5	Advanced
G ant, stone	G ant	14d8	+4	18	+16	+4	+8	+0	+0	Fort	+9	+9	+4	+4	+11	(2 + Int mod) × 17	5	Advanced
Athach	Aberrat on	14d8	+5	19	+16	+2	+10	-4	-4	W	+8	+4	+4	+4	+9	(2 + Int mod) × 17	5	Advanced
Gen e, efreet	Outs der	10d8	+9	19	+12	+6	+4	+2	+4	A	+9	+7	+7	+7	+6	(8 + Int mod) × 13	4	Advanced
G ant, f re	G ant	15d8	+4	19	+20	-2	+10	+0	+0	Fort	+10	+9	+5	+5	+8	(2 + Int mod) × 18	6	Advanced
Go em, day (a)	Construct	11d10	+8	19	+14	-2	—	(R)	+0	None	+7	+3	+3	+3	+14	(2 + Int mod) × 14	4	Advanced
Go em, day ()	G ant	11d10	+8	19	+14	-2	(R)	(R)	+0	None	+7	(R)	+3	+3	+14	(2 + Int mod) × 14	4	Advanced

TABLE A-55: MONSTERS COMPILED BY STARTING ECL (CONT.)

Name	Type	HD	Level Starting				Good				Nat. Skill								
			Adj.	ECL	Str	Dex	Con	Int	Wis	Cha	Save	BAB	Fort	Ref	Will	Armor	Points	Feats	Source
Celestia																			
Astradeva	Outsider	12d8	+8	20	+10	+8	+8	+8	+8	+10	A	+12	+8	+8	+15	(8 + Int mod) × 15	5	Advanced	
Chae (eader)	Outsider	10d8	+10	20	+14	+2	+4	+6	+6	+6	A	+10	+7	+7	+8	(8 + Int mod) × 13	4	Advanced	
Trumpet archon	Outsider	12d8	+8	20	+10	+6	+2	+6	+6	+6	A	+12	+8	+8	+14	(8 + Int mod) × 15	5	Advanced	
Genie, djinn, noble	Outsider	10d8	+10	20	+8	+8	+4	+4	+4	+4	A	+9	+7	+7	+3	(8 + Int mod) × 13	4	Advanced	
Giant, stone (elder)	Giant	14d8	+6	20	+16	+4	+8	+0	+0	+4	Fort	+9	+9	+4	+4	(2 + Int mod) × 17	5	Advanced	
Golem, stone (a)	Construct	14d10	+6	20	+18	-2	—	(R)	(R)	1*	None	+9	+4	+4	+4	(2 + Int mod) × 17	5	Advanced	
Golem, stone (l)	Giant	14d10	+6	20	+18	-2	(R)	(R)	(R)	+0	1*	None	+9	(R)	+4	(2 + Int mod) × 17	5	Advanced	

TABLE A-56: DRAGONS

Color	Size	Hit Dice	Level Starting Adj.	ECL	Str	Dex	Con	Int	Wis	Cha	BAB	Fort	Ref	Will	Armor	Nat. Points	Skill Feats	Breath Weapon	Damage (DC)	
Black																				
Wyrm ng	T	4d12	+3	7	+0	+0	+2	-2	+0	-2	+4	+4	+4	+4	+4	+3	(6 + Int mod) × 7	2	L ne, ac d	2d4(13)
	S	7d12	+3	10	+2	+0	+2	-2	+0	-2	+7	+5	+5	+5	+5	+6	(6 + Int mod) × 10	3		4d4(14)
	M	10d12	+3	13	+4	+0	+4	+0	+0	+0	+10	+7	+7	+7	+7	+9	(6 + Int mod) × 13	4		6d4(17)
	M	13d12	+4	17	+6	+0	+4	+0	+0	+0	+13	+8	+8	+8	+8	+12	(6 + Int mod) × 16	5		8d8(18)
Blue																				
Wyrm ng	S	6d12	+4	10	+2	+0	+2	+0	+0	+0	+6	+5	+5	+5	+5	+5	(6 + Int mod) × 9	3	L ne, ghtn ng	2d8(14)
	M	9d12	+4	13	+4	+0	+4	+0	+0	+0	+9	+6	+6	+6	+6	+8	(6 + Int mod) × 12	4		4d8(16)
	M	12d12	+5	17	+6	+0	+4	+2	+2	+2	+12	+8	+8	+8	+8	+11	(6 + Int mod) × 15	5		6d8(18)
Green																				
Wyrm ng	S	5d12	+5	10	+2	+0	+2	+0	+0	+0	+5	+4	+4	+4	+4	+4	(6 + Int mod) × 8	2	Cone, ac d	2d6(13)
	M	8d12	+5	13	+4	+0	+4	+0	+0	+0	+8	+6	+6	+6	+6	+7	(6 + Int mod) × 11	3		4d6(16)
	M	11d12	+5	16	+6	+0	+4	+2	+2	+2	+11	+7	+7	+7	+7	+10	(6 + Int mod) × 14	4		6d6(17)
	L	14d12	+6	20	+8	+0	+6	+4	+4	+4	+14	+9	+9	+9	+9	+13	(6 + Int mod) × 17	5		8d6(20)
Red																				
Wyrm ng	M	7d12	+4	11	+6	+0	+4	+0	+0	+0	+7	+5	+5	+5	+5	+6	(6 + Int mod) × 10	3	Cone, fre	2d10(15)
	L	10d12	+5	15	+10	+0	+6	+2	+2	+2	+10	+7	+7	+7	+7	+9	(6 + Int mod) × 13	4		4d10(18)
	L	13d12	+6	19	+14	+0	+6	+2	+2	+2	+13	+8	+8	+8	+8	+12	(6 + Int mod) × 16	5		6d10(19)
White																				
Wyrm ng	T	3d12	+2	5	+0	+0	+2	-4	+0	-4	+3	+3	+3	+3	+3	+2	(6 + Int mod) × 5	2	Cone, co d	1d6(12)
	S	6d12	+3	9	+2	+0	+2	-4	+0	-4	+5	+5	+5	+5	+5	+5	(6 + Int mod) × 9	3		2d6(14)
	M	9d12	+3	12	+4	+0	+4	-4	+0	-4	+9	+6	+6	+6	+6	+8	(6 + Int mod) × 12	4		3d6(16)
	M	12d12	+5	17	+6	+0	+4	-2	+0	-2	+12	+8	+8	+8	+8	+11	(6 + Int mod) × 15	5		4d6(18)
Brass																				
Wyrm ng	T	4d12	+2	6	+0	+0	+2	+0	+0	+0	+4	+4	+4	+4	+4	+3	(6 + Int mod) × 7	2	L ne, fre;	1d6(13)
	S	7d12	+3	10	+2	+0	+2	+0	+0	+0	+7	+5	+5	+5	+5	+6	(6 + Int mod) × 10	3	cone, sleep	2d6(14)
	M	10d12	+4	14	+4	+0	+4	+2	+2	+2	+10	+7	+7	+7	+7	+9	(6 + Int mod) × 13	4		3d6(17)
	M	13d12	+4	17	+6	+0	+4	+2	+2	+2	+13	+8	+8	+8	+8	+12	(6 + Int mod) × 16	5		4d6(18)
Bronze																				
Wyrm ng	S	6d12	+4	10	+2	+0	+2	+4	+4	+4	+6	+5	+5	+5	+5	+5	(6 + Int mod) × 9	3	L ne, ghtn ng;	2d6(14)
	M	9d12	+4	13	+4	+0	+4	+4	+4	+4	+9	+6	+6	+6	+6	+8	(6 + Int mod) × 12	4	cone, repu s on	4d6(16)
	M	12d12	+6	18	+6	+0	+4	+6	+6	+6	+12	+8	+8	+8	+8	+11	(6 + Int mod) × 15	5		6d6(18)
Copper																				
Wyrm ng	T	5d12	+2	7	+0	+0	+2	+2	+2	+2	+5	+4	+4	+4	+4	+4	(6 + Int mod) × 8	2	L ne, ac d;	2d4(13)

TABLE A-56: DRAGONS (CONT.)

Color	Size	Hit Dice	Level Adj.	Starting ECL	Str	Dex	Con	Int	Wis	Cha	BAB	Fort	Ref	Will	Armor	Nat. Points	Skill Feats	Breath Weapon	Damage (DC)
Very young	S	8d12	+3	11	+2	+0	+2	+2	+2	+2	+8	+6	+6	+6	+7	(6 + Int mod) × 11	3	cone, slow	4d4(15)
Young	M	11d12	+4	15	+4	+0	+4	+4	+4	+4	+11	+7	+7	+7	+10	(6 + Int mod) × 14	4		6d4(17)
Juvenile	M	14d12	+4	18	+6	+0	+4	+4	+4	+4	+14	+9	+9	+9	+13	(6 + Int mod) × 17	5		8d4(19)
God																			
Wyrm	M	8d12	+4	12	+6	+0	+4	+4	+4	+4	+8	+6	+6	+6	+7	(6 + Int mod) × 11	3	Cone, fire	2d10(16)
Very young	L	11d12	+5	16	+10	+0	+6	+6	+6	+6	+11	+7	+7	+7	+10	(6 + Int mod) × 14	4	cone, weakening	4d10(18)
Young	L	14d12	+6	20	+14	+0	+6	+6	+6	+6	+14	+9	+9	+9	+13	(6 + Int mod) × 17	5	gas	6d10(20)
Silver																			
Wyrm	M	7d12	+4	11	+2	+0	+2	+4	+4	+4	+7	+5	+5	+5	+6	(6 + Int mod) × 10	3	Cone, cold	2d8(14)
Very young	M	10d12	+4	14	+4	+0	+4	+4	+4	+4	+10	+7	+7	+7	+9	(6 + Int mod) × 13	4	cone, paralysis	4d8(17)
Young	M	13d12	+5	18	+6	+0	+4	+6	+6	+6	+13	+8	+8	+8	+12	(6 + Int mod) × 16	5		6d8(18)

TABLE A-57: TEMPLATES

Template Name	Base Creature	Base Size	Base HD	Template HD Type	Template Creature Type	Level Adj.	Starting ECL	Skill Points	Feats	Source
Aquatic	Var es	Var es	Var es	As base	Aquatic	+2	Var es	As base	As base	New
Celestial	Var es	Var es	Var es	As base	As base	+2	Var es	As base	As base	Intermed ate
Ferocious	Var es	Var es	Var es	d10	Monstr humanoid	+1	Var es	As base	As base	New
Fendish	Var es	Var es	Var es	As base	As base	+2	Var es	As base	As base	Intermed ate
Geatrous	Var es	Var es	Var es	d10	Aberrant	None	None	Same	Same	New
Ghostly	Var es	Var es	Var es	d12	Undead	+5	Var es	As base	As base	Advanced
Ghostly brute	Var es	Var es	Var es	d12	Undead	+5	Var es	As base	As base	New
Half-celestial	Var es	Var es	Var es	As base	As base	+4	Var es	As base	As base	Intermed ate
Half-dragon	Var es	Var es	Var es	Incr by one type	Dragon	+2	Var es	(6 + Int mod) × HD + 3	As base	Intermed ate
Color of dragon parent (additional level adjustment):										
Black	—	—	—	—	—	+1	—	—	—	—
Blue	—	—	—	—	—	+1	—	—	—	—
Green	—	—	—	—	—	+1	—	—	—	—
Red	—	—	—	—	—	+1	—	—	—	—
White	—	—	—	—	—	+1	—	—	—	—
Brass	—	—	—	—	—	+1	—	—	—	—
Bronze	—	—	—	—	—	+1	—	—	—	—
Copper	—	—	—	—	—	+1	—	—	—	—
Gold	—	—	—	—	—	+1	—	—	—	—
Silver	—	—	—	—	—	+1	—	—	—	—
Half-fiendish	Var es	Var es	Var es	As base	As base	+4	Var es	As base	As base	Intermed ate
Incarnate construct										
	Var es	Med or sma er	Med or sma er	d8	Humanoid	—2	Var es	As base	As base	New
	Var es	Large or arger	Large or arger	d8	Giant	—2	Var es	As base	As base	New
Insect creature	Var es	Var es	Var es	As base	Aberrant	+2	Var es	As base	As base	New
Lich	Var es	Var es	Var es	d12	Undead	+4	Var es	As base	As base	Advanced
Lycanthrope	Var es	Var es	Var es	As base	Humanoid (shapechanger)	+3	Var es	As base	As base	Advanced
Monstrous beast	Var es	Var es	Var es	As base	Magical beast	+2	Var es	As base	As base	New
Multitheaded	Var es	Up to Med	Up to Med	As base +2 HD/head	Magical beast	+2	Var es	As base	As base	New
	Var es	Large	Large	As base +2 HD/head	Magical beast	+3	Var es	As base	As base	New

TABLE A-57: TEMPLATES (CONT.)

Template Name	Base Creature HD	Base Creature Size	Template HD Type	Template Creature Type	Level Adj.	Starting ECL	Skill Points	Feats	Source
<i>Variety of multiheaded creature (additional level adjustment):</i>									
Norma	—	—	—	—	+0	—	—	—	—
Lernaean	—	—	—	—	+2	—	—	—	—
Pyro	—	—	—	—	+1	—	—	—	—
Cryo	—	—	—	—	+1	—	—	—	—
Mummified	Var es	Var es	d12	Undead	+4	Var es	As base	As base	New
Reptilian	Var es	Var es	As base	Reptilian	+2	Var es	As base	As base	New
Spectra	Var es	Var es	d12	Undead	+7	Var es	As base	As base	New
Symbiotic	Var es	Var es	As host	Aberration	+1	Var es	As host and guest	As host and guest	New
Tauric	Var es	Var es	d8	Monster, humanoid	+2	Var es	As bases	As bases	New
Umbra	Var es	Var es	d12	Undead	+5	Var es	As base	As base	New
Vampire	Var es	Var es	d12	Undead	+5	Var es	As base	As base	Advanced
Wight	Var es	Var es	d12	Undead	+4	Var es	As base	As base	New
Winged	Var es	Var es	As base	Var es	+2	Var es	As base	As base	New
Wraith	Var es	Var es	d12	Undead	+7	Var es	As base	As base	New
Yuan-ti, broodguard	M n 3	Med um-s ze	As base	Monster, humanoid	+0	M n 3	As base	As base	New
Yuan-ti, tainted one	M n 3	Med um-s ze	As base	Humanoid	+1	M n 4	As base	As base	New

¹ An maw with s temp ate become mag ca beasts

Appendix 3: New Creatures

This appendix starts with a description of a variant kind of creature, the anthropomorphic animal. It also features a new race, the half-ogre, and descriptions of three creatures—the desmodu, the loxo, and the thri-kreen—that originally appeared in *Monster Manual II*. They are included here so that the DM (or a player running one of them as a character) can take full advantage of the specialized equipment these creatures use, as described in Chapter 5 of this book.

ANTHROPOMORPHIC ANIMALS

Anthropomorphic animals, sometimes called anthropomorphs, are animals with humanoid characteristics—or perhaps humanoids with animal characteristics. They retain many of the qualities of the animal on which they are based, but they are sentient and have a humanoid form. Many anthropomorphic animals of the same kind form unique societies with their own culture, language, and religion.

Anthropomorphic animals speak the language of their humanoid forms, as well as any language they have developed as a people.

SAMPLE ANTHROPOMORPHIC ANIMAL

This example uses a donkey as the base creature.

Onager (Anthropomorphic Donkey)

Medium-Size Monstrous Humanoid

Hit Dice: 2d8+2 (11 hp)

Initiative: +1

Speed: 30 ft.

AC: 13 (+1 Dex, +2 natural), touch 11, flat-footed 12

Attacks: Bite +2 melee, or by weapon +2 melee, or by weapon +2 ranged

Damage: Bite 1d2, or by weapon

Face/Reach: 5 ft./5 ft.

Special Qualities: Darkvision 60 ft., low-light vision, scent

Saves: Fort +1, Ref +4, Will +4

Abilities: Str 10, Dex 13, Con 12, Int 11, Wis 13, Cha 8

Skills: Balance +3, Listen +6, Spot +6

Climate/Terrain: Temperate and warm desert, hill, plains, and mountains

Organization: Solitary

Challenge Rating: 1

Treasure: Standard

Alignment: Always neutral good

Advancement: By character class

Skills: An onager gains a +2 racial bonus on Balance checks.

CREATING AN ANTHROPOMORPHIC ANIMAL

Any animal (hereafter referred to as the base creature), but not a dire animal, can be created as an anthropomorphic

animal. An anthropomorphic animal has all the base creature's characteristics except as noted here.

Size and Type: The creature's type is monstrous humanoid. An anthropomorphic animal is bipedal even if the base creature is not. It has a tail and/or wings if the base creature has these features. All anthropomorphic animals have humanoid arms and hands.

Anthropomorphic animals created from Tiny or smaller animals are Small, those created from Small to Large animals are Medium-size, and those created from Huge or larger animals are Large. This difference in size may affect Armor Class, attack bonus, natural armor, and abilities; see the introduction of the *Monster Manual* for a summary of these effects.

Hit Dice: A Small anthropomorphic animal has 1 Hit Die. A Medium-size one has 2 Hit Dice, and a Large one has 3 Hit Dice. Anthropomorphic animals use d8s for Hit Dice. Only Small anthropomorphic animals lose their monster Hit Dice when they take class levels.

Speed: If the base creature is quadrupedal and has a land speed faster than 30 feet, the anthropomorphic animal's land speed decreases by 10 feet. Otherwise, its speed remains unchanged.

If the base creature has wings, the anthropomorphic animal can fly. If its size increased because of the transformation, its fly speed is halved and it drops one maneuverability category (minimum poor). If its size decreased because of the transformation, its fly speed increases by 50% and it improves by one maneuverability category (maximum perfect).

If the base creature is aquatic, the anthropomorphic animal retains its innate swimming ability and water-breathing characteristics, if any. If an aquatic anthropomorphic character is Small, its land speed is 20 feet. Otherwise, its land speed is 30 feet. If the base creature has a burrow or brachiation speed, the anthropomorphic animal has this mode of movement at the same speed.

AC: Adjust for size change, if any.

Attacks: An anthropomorphic animal has the natural attacks of the base creature, but it can also use weapons if it did not have hands already. It must still acquire the necessary proficiency to wield weapons effectively, either through feats or through character classes.

If the size of the base creature changes, the damage for its natural attacks also changes. See Chapter 5: Equipment for the effects of size change on weapon damage.

If the base creature has more than two limbs, the anthro-

pomorphic animal has the same number, but two of them become feet. Thus, an octopus-man, for example, would have only six natural attacks rather than eight.

An anthropomorphic animal uses the base attack bonus of a monstrous humanoid: +1 for a Small creature, +2 for Medium-size, or +3 for a Large creature.

Small anthropomorphic animals with class levels use the base attack bonus of their class because they lose their single monster Hit Die.

Special Attacks: Attacks that rely on a nonhumanoid shape, such as hind-leg rakes, trampling, or a snake's constriction, are no longer available.

Special Qualities: An anthropomorphic animal has darkvision with a 60-foot range.

Base Saves: Base saves are as a monstrous humanoid: +0 Fort, +2 Ref, +2 Will for a Small creature; +0 Fort, +3 Ref, +3 Will for Medium-size, or +1 Fort, +3 Ref, +3 Will for a Large creature.

Small anthropomorphic animals with class levels use the base attack bonus of their class because they lose their single monster Hit Die.

Abilities: Str by size change, Dex by size change, Con by size change, Int becomes 11, Wis +2, Cha +4. See Table A 58.

Skills: Same as the base creature (see Table A 58), except that Small anthropomorphic animals with class levels use the skill points granted by their class.

Feats: If the base creature has Weapon Finesse as a racial bonus feat, the anthropomorphic animal also has it if it still has the related attack form. Otherwise, anthropomorphic animals gain feats only through class levels.

Challenge Rating: Small: Base creature's CR +1. Medium-Size: Base creature's CR +1. Large: Base creature's CR 1.

Treasure: Standard.

Alignment: Any.

Advancement: By character class.

Level Adjustment: See Table A 58 which contains the level adjustments for the anthropomorphic versions of each animal in the *Monster Manual*.

ANTHROPOMORPHIC CHARACTERS

Anthropomorphic characters seldom become sorcerers, since most have a penalty to Charisma. A few may become wizards. In general, an anthropomorphic race based on predatory animals uses either barbarian or ranger as a favored class. An anthropomorphic race based on herbivorous animals uses either cleric or druid as a favored class.



TABLE A-58: ADJUSTMENTS FOR ANTHROPOMORPHIC ANIMALS

Base Animal	Size	Template	HD	Adj.	Level	Starting	ECL	Str	Dex	Con	Int	Wis	Cha	Skill Points	Natural Armor	Size Modifier ¹	Preferred Class	--Speed--	Land	Fly
Ape	Med	2d8	+0	2	+2	+6	+0	+0	+4	+0	+0	+4	+0	(2 + Int mod) × 5	+3	+0	Dru d	30	—	—
Baboon	Med	2d8	+1	3	+4	+4	+2	+0	+4	+2	+0	+4	-2	(2 + Int mod) × 5	+1	+0	Ranger	30	—	—
Badger	Sma	1d8	+3	4	+2	+4	+0	+0	+4	+4	+0	+4	+0	(2 + Int mod) × 4	+0	+1	Barbar an	30	—	—
Bat	Sma	1d8	+0	1	-4	+0	+0	+0	+0	+0	+6	+0	-2	(2 + Int mod) × 4	+0	+1	Dru d	5	20 (average)	—
Bear, b ack	Med	2d8	+2	4	+8	+2	+4	+0	+4	+2	+4	+0	+0	(2 + Int mod) × 5	+2	+0	Barbar an	30	—	—
Bear, brown	Med	2d8	+3	5	+8	+4	+0	+0	+4	+4	+0	+4	+0	(2 + Int mod) × 5	+5	+0	Ranger	30	—	—
Bear, po ar	Med	2d8	+3	5	+8	+4	+0	+0	+4	+4	+0	+4	+0	(2 + Int mod) × 5	+5	+0	Ranger	30	—	—
B son	Med	2d8	+2	4	+0	+2	+2	+0	+2	+2	+0	+2	-2	(2 + Int mod) × 5	+4	+0	Dru d	30	—	—
Boar	Med	2d8	+2	4	+4	+0	+6	+0	+4	+0	+0	+4	-2	(2 + Int mod) × 5	+6	+0	Barbar an	30	—	—
Came , bactr an	Med	2d8	+1	3	+0	+4	+2	+0	+0	+2	+0	+2	-2	(2 + Int mod) × 5	+1	+0	Ranger	30	—	—
Came , dromedary	Med	2d8	+0	2	+0	+4	+0	+0	+4	+0	+0	+2	-2	(2 + Int mod) × 5	+1	+0	Dru d	40	—	—
Cat	Sma	1d8	+1	2	-4	+2	+0	+0	+2	+0	+0	+2	+0	(2 + Int mod) × 4	+0	+1	Rogue	30	—	—
Cheetah	Med	2d8	+2	4	+6	+8	+4	+0	+4	+0	+0	+4	+0	(2 + Int mod) × 5	+1	+0	Ranger	40	—	—
Crocod e	Med	2d8	+1	3	+8	+2	+6	+0	+4	+0	+0	+4	-4	(2 + Int mod) × 5	+4	+0	Barbar an	20	—	—
Crocod e, g ant	Large	3d8	+2	5	+8	+4	+4	+0	+4	+0	+0	+4	-4	(2 + Int mod) × 6	+7	-1	Ranger	20	—	—
Dog	Med	2d8	+2	4	+6	+4	+2	+0	+4	+2	+0	+4	+0	(2 + Int mod) × 5	+1	+0	Ranger	30	—	—
Dog, r d ng ⁷	Med	2d8	+2	4	+4	+4	+0	+0	+4	+4	+0	+4	+0	(2 + Int mod) × 5	+1	+0	Ranger	30	—	—
Donkey	Med	2d8	+1	3	+0	+2	+2	+0	+2	+2	+0	+2	-2	(2 + Int mod) × 5	+2	+0	Dru d	30	—	—
Eag e	Med	2d8	+1	3	+2	+2	+2	+0	+6	+2	+0	+6	+0	(2 + Int mod) × 5	+1	+0	Cer c	10	40 (poor)	—
E ephant, Afr can	Large	3d8	+2	5	+12	+2	+6	+0	+4	+0	+0	+4	+0	(2 + Int mod) × 6	+7	-1	Barbar an	30	—	—
E ephant, Ind an	Large	3d8	+2	5	+10	+2	+6	+0	+6	+0	+0	+6	+0	(2 + Int mod) × 6	+7	-1	Barbar an	30	—	—
Hawk	Sma	1d8	+2	3	+0	+4	+0	+0	+4	+0	+0	+6	+0	(2 + Int mod) × 4	+2	+1	Cer c	10	30 (poor)	—
Horse, heavy	Med	2d8	+0	2	-4	+4	+0	+0	+4	+0	+0	+4	+0	(2 + Int mod) × 5	+3	+0	Dru d	40	—	—
Horse, heavy war	Med	2d8	+1	3	+0	+4	+2	+0	+4	+2	+0	+4	+0	(2 + Int mod) × 5	+4	+0	Ranger	40	—	—
Horse, ght	Med	2d8	+0	2	-5	+4	+0	+0	+4	+0	+0	+4	+0	(2 + Int mod) × 5	+3	+0	Dru d	50	—	—
Horse, ght war	Med	2d8	+1	3	-2	+4	+2	+0	+4	+2	+0	+4	+0	(2 + Int mod) × 5	+4	+0	Ranger	50	—	—
Leopard	Med	2d8	+2	4	+6	+8	+4	+0	+4	+0	+0	+4	+0	(2 + Int mod) × 5	+1	+0	Ranger	30	—	—
L on	Med	2d8	+1	3	+2	+6	+0	+0	+4	+0	+0	+4	+0	(2 + Int mod) × 5	+3	+0	Ranger	30	—	—
L zard	Sma	1d8	+0	1	-4	+2	+0	+0	+4	+0	+0	+4	-4	(2 + Int mod) × 4	+0	+1	Dru d	20	—	—
L zard, g ant	Med	2d8	+2	4	+6	+4	+6	+0	+4	+6	+0	+4	-4	(2 + Int mod) × 5	+3	+0	Barbar an	30	—	—
Monkey	Sma	1d8	+0	1	-4	+2	+0	+0	+4	+0	+0	+4	-2	(2 + Int mod) × 4	+0	+1	Dru d	30	—	—
Mu e	Med	2d8	+0	2	-2	+4	+2	+0	+2	+0	+0	+2	+0	(2 + Int mod) × 5	+3	+0	Dru d	30	—	—
Octopus ²	Med	2d8	+1	3	+6	+4	+2	+0	+4	+2	+0	+4	-4	(2 + Int mod) × 5	+2	+0	Barbar an	20	—	—
Octopus, g ant ²	Med	2d8	+0	2	+2	+6	-2	+0	+4	+0	+0	+4	-4	(2 + Int mod) × 5	+2	+0	Barbar an	20	—	—
Ow	Sma	1d8	+1	2	+0	+4	+0	+0	+4	+0	+0	+6	-2	(2 + Int mod) × 4	+2	+1	Ranger	10	20 (poor)	—
Pony	Med	2d8	+1	3	+2	+2	+2	+0	+4	+2	+0	+4	-2	(2 + Int mod) × 5	+2	+0	Dru d	30	—	—
Pony, war	Med	2d8	+2	4	+4	+2	+4	+0	+4	+2	+0	+4	-2	(2 + Int mod) × 5	+2	+0	Ranger	30	—	—
Porpo se ³	Med	2d8	+2	4	+0	+6	+2	+0	+4	+0	+0	+4	+0	(2 + Int mod) × 5	+2	+0	Ranger	30	—	—
Rat	Sma	1d8	+0	1	-4	+2	+0	+0	+4	+0	+0	+4	-4	(2 + Int mod) × 4	+0	+1	Rogue	15	—	—
Raven	Sma	1d8	+0	1	-6	+2	+0	+0	+4	+0	+0	+4	-4	(2 + Int mod) × 4	+0	+1	Rogue	10	30 (poor)	—
Rh noceros	Med	2d8	+2	4	+8	-2	+6	+0	+4	+0	+0	+4	-4	(2 + Int mod) × 5	+7	+0	Barbar an	30	—	—
Shark, Med ⁴	Med	2d8	+1	3	+2	+4	+2	+0	+4	+2	+0	+4	-4	(2 + Int mod) × 5	+3	+0	Ranger	30	—	—
Shark, Large ⁴	Med	2d8	+0	2	-2	+6	-2	+0	+4	+0	+0	+4	-4	(2 + Int mod) × 5	+4	+0	Rogue	30	—	—
Shark, Huge ⁴	Large	3d8	+1	3	+2	+2	+0	+0	+4	+0	+0	+4	-4	(2 + Int mod) × 6	+5	-1	Ranger	30	—	—
Snake, constr ctor ⁵	Med	2d8	+1	3	+6	+6	+2	+0	+4	+2	+0	+4	-4	(2 + Int mod) × 5	+2	+0	Barbar an	20	—	—
Snake, g ant const ⁵	Large	3d8	+1	4	+6	+8	-2	+0	+4	+0	+0	+4	-4	(2 + Int mod) × 6	+4	-1	Ranger	20	—	—

TABLE A-58: ADJUSTMENTS FOR ANTHROPOMORPHIC ANIMALS (CONT.)

Base Animal	Size	Template	Level	Starting	Str	Dex	Con	Int	Wis	Cha	Skill Points	Natural Armor	Size Modifier ¹	Preferred Class	Speed Land	Fly
Snake, Tiny vipers	Small	HD	Adj.	ECL	+2	+3	+0	+0	+4	-4	(2 + Int mod) × 4	+2	+1	Rogue	15	—
Snake, Small vipers ⁶	Medium	2d8	+1	3	+0	+4	+0	+0	+4	-4	(2 + Int mod) × 5	+3	+0	Rogue	20	—
Snake, Medium vipers ⁸	Medium	2d8	+1	3	-2	+6	+0	+0	+4	-4	(2 + Int mod) × 5	+3	+0	Rogue	20	—
Snake, Large vipers ⁶	Medium	2d8	+0	2	-8	+8	-4	+0	+4	-4	(2 + Int mod) × 5	+3	+0	Rogue	20	—
Snake, Huge vipers ⁶	Large	3d8	+0	3	-8	+10	-2	+0	+4	-4	(2 + Int mod) × 6	+3	-1	Rogue	20	—
Squid ²	Medium	2d8	+1	3	+4	+6	+0	+0	+4	-4	(2 + Int mod) × 5	+3	+0	Ranger	30	—
Squid, giant ²	Large	3d8	+1	4	+8	+8	-2	+0	+4	-4	(2 + Int mod) × 6	+6	-1	Ranger	30	—
Tiger	Medium	2d8	+1	3	+4	+6	+2	+0	+4	+0	(2 + Int mod) × 5	+3	+0	Ranger	30	—
Toad	Small	1d8	+0	1	-4	-2	+0	+0	+6	-2	(2 + Int mod) × 4	+0	+1	Cleric	5	—
Weasel ⁸	Small	1d8	+0	1	-4	+2	+0	+0	+4	-4	(2 + Int mod) × 4	+0	+1	Druid	20	—
White bear	Large	3d8	+0	3	+8	+4	+4	+0	+4	+0	(2 + Int mod) × 6	+9	-1	Barbarian	30	—
White cat	Large	3d8	+1	4	+8	+4	+6	+0	+6	+0	(2 + Int mod) × 6	+9	-1	Barbarian	30	—
White orca	Large	3d8	+2	5	+8	+6	+6	+0	+6	+0	(2 + Int mod) × 6	+6	-1	Barbarian	30	—
Wolf	Medium	2d8	+2	4	+2	+4	+4	+0	+4	+0	(2 + Int mod) × 5	+2	+0	Ranger	40	—
Wolverine	Medium	2d8	+2	4	+4	+4	+8	+0	+4	+2	(2 + Int mod) × 5	+2	+0	Barbarian	30	—

¹ Apply this bonus or penalty to Armor Class and attack rolls.² The octopus and squid abilities jet and sink could only work when swimming. Octopus and squids can hold their breath out of the water twice as long as humans can hold their breath under the water.³ Out of the water, cetaceans have bendsight 60 feet. They can hold their breath under water twice as long as a human.⁴ Out of the water, sharks can detect creatures by scent in a 90-foot radius and cannot detect blood in the water unless they are submerged in that water. Sharks can hold their breath out of the water twice as long as humans can hold their breath under the water.⁵ Constructors have snake tails and no legs. They can use the improved grab and constriction abilities on creatures the size or smaller. They keep a the movement abilities,⁶ Vipers are humanoid in appearance except they have snake heads. They can speak normally, and can use the rebite and poison attacks. They lose the swimming speed.⁷ Anthropomorphic crawling dogs are not "trained for war." They cannot make trip attacks.⁸ An attached weasel character uses any Dexterity bonus to Armor Class.

TABLE A-59: NEW CREATURES

Name	Type	HD	Level	Starting	Str	Dex	Con	Int	Wis	Cha	Good Save	BAB	Fort	Ref	Will	Nat. Armor	Skill Points	Feats	Source
Desmodu	Monst hum	12d8	+2	14	+10	+6	+8	+4	+4	+0	Ref, W	+12	+4	+8	+8	+5	(2 + Int mod) × 15	5	New
Half-ogre	Giant	By class	+1	Min 2	+6	-2	+2	-2	+0	-2	—	By class	—	—	—	+4	By class	By class	New
Loxo	Monst hum	5d8	+2	7	+8	+2	+2	+0	+0	-2	Ref, W	+5	+1	+4	+4	+4	(2 + Int mod) × 8	2	New
Thri-kreen	Monst hum	2d8	+1 or +3	5	+2	+4	+0	-2	+2	-4	Ref, W	+2	+0	+3	+3	+3	(2 + Int mod) × 5	1	New

NEW RACE

HALF-OGRES

The same wild frontiers that produce half-orcs from unions between tribes of human and orc barbarians are where one most often finds half-ogres. Ogres and humans fight in times of war and trade in times of peace. Ogres value humans' intelligence and adaptability, while humans value ogres' strength and toughness. The resulting half-ogres usually inherit a good blend of the physical characteristics of their parents. They may be found in either parent's community (where their status varies according to local sentiment).

Personality: Half-ogres are generally slow in intelligence but quick to anger. Where a half-ogre understands alternatives to action, half-ogres generally do not. Those who are successful, however, are those with enough self-control to live in a civilized land.

Half-ogres love simple pleasures such as feasting, drinking, boasting, wrestling, drumming, and wild dancing. While some claim to be able to sing, few other races would agree. A half-ogre is likely to assume that refined enjoyments such as poetry, courtly dancing, and philosophy are just tools for making fun of him.

Physical Description: Half-ogres are taller than humans or half-orcs, but not as tall as pure-blood ogres. Their skin color ranges from dull yellow to dull brown. Their thick hides sport patches of dark, warty bumps, and they generally have dark hair.

Relations: Because one of their parents was a giant, half-ogres have a rough time getting along with dwarves and gnomes. Of course, ogres are not on good terms with elves, humans, and halflings either. Each half-ogre finds a way to gain acceptance

from those who hate or fear his ogre cousins. Most try to be so tough that others have no choice but to accept them. A few demonstrate piety and good-heartedness as publicly as they can (whether or not such displays are genuine). On the other hand, they understand the prejudice that half-orcs experience and generally get along well with them.

Alignment: Half-ogres inherit a tendency toward chaos from their ogre parents, but, like their human parents, they favor neither good nor evil. Half-ogres raised among ogres and willing to live out their lives with them, however, are usually evil.

Half-Ogre Lands: Half-ogres have no lands of their own. They most often live among ogres. Of the other races, humans are the ones most likely to accept half-ogres, and half-ogres usually live in human lands when not living among ogre tribes.

Religion: Like ogres, many half-ogres worship Vaprak the Destroyer. The rapacious Vaprak is chaotic evil. He is a deity of combat, destruction, aggression, frenzy, and greed. The domains he is associated with are Chaos, Destruction, Evil, and War. His favored weapon is the greatclub. Half-ogre barbarians and fighters may revere him as a war god even if they are not evil themselves. Erythnul also numbers many ogres and half-ogres among his followers. Worshipers of Vaprak or Erythnul who tire of explaining themselves, or who don't want to give other races yet another reason to distrust them, simply don't make their religion public knowledge. Half-ogres who want to solidify their connection to their human heritage follow human deities, and they may be outspoken in their shows of piety.

Language: Giant, which has no alphabet of its own, uses Dwarven script on the rare occasions that someone writes something in Ogre. Ogre writing turns up most frequently in graffiti.

Names: A half-ogre typically chooses a name that helps him make the impression that he wants to make. If he wants to fit in among humans, he chooses a human name. If he wants to intimidate others, he chooses a guttural ogre name. A half-ogre raised entirely by humans has a human given name, but he may choose another name once he is away from his hometown. Some half-ogres, of course, are not quite bright enough to choose a name this carefully. Ogre names are similar enough to orc names that players may choose from the orc lists (see Half-Orcs in Chapter 2 of the

Player's Handbook) when making their characters.

Adventurers: Half-ogres living among humans are drawn almost invariably toward violent careers in which they can put their strength to good use. Frequently shunned from polite company, half-ogres often find acceptance and friendship among adventurers, many of whom are fellow wanderers and outsiders.

Half-Ogre Racial Traits

- **Starting Ability Score Adjustments:** +6 Str, 2 Dex, +2 Con, 2 Int, 2 Cha.
- Half-ogres are big, brawny creatures without a great deal of intelligence or couth.
- **Large:** As Large creatures, half-ogres have a 1 penalty to Armor Class and a 1 penalty on all attack rolls. They also have a reach of 10 feet.
- **Speed:** Half-ogre land speed is 30 feet.
- **Darkvision:** Half-ogres have darkvision with a range of 60 feet.
- **Natural Armor:** Half-ogres have +4 natural armor due to their tough, thick skin.
- **Giant Blood:** For all special abilities and effects, a half-ogre is considered a giant. Half-ogres can use giant weapons and magic items with racially specific giant powers as if they were giants.
- **Automatic Languages:** Giant and Common. **Bonus Languages:** Draconic, Gnoll, Goblin, Orc, and Abyssal. Smart half-ogres (who are rare) may

know the languages of their allies or rivals.

- **Favored Class:** Barbarian. A multiclass half-ogre's barbarian class does not count when determining whether he takes an experience point penalty (see Experience for Multiclass Characters in Chapter 3 of the *Player's Handbook*).
- **Level Adjustment:** +1. A half-ogre with one class level is treated as a 2nd-level character for purposes of awarding the character experience, for starting equipment, and for determining how many experience points the character needs to gain a new level.

NEW MONSTERS

DESMODU

Large Monstrous Humanoid

Hit Dice: 12d8+48 (102 hp)

Initiative: +3

Speed: 20 ft. (40 ft. when galloping), climb 30 ft.

AC: 20 (1 size, +3 Dex, +5 natural, +3 masterwork studded leather), touch 12, flat-footed 17



Attacks: 2 claws +16 melee and bite +14 melee, or masterwork notbora +15/+10/+5 melee and masterwork notbora +15 melee and bite +14 melee, or Large heavy lance +16/+11/+6 melee, or masterwork mighty composite longbow (+4 Str bonus) with masterwork arrows +16/+11/+6 ranged

Damage: Claw 1d4+5, bite 1d6+2, or notbora 2d6+5/19 20 (primary), notbora 2d6+2 (offhand), Large heavy lance 2d6+7/×3, masterwork mighty composite longbow (+4 Str bonus) with masterwork arrows 1d8+4/×3

Face/Reach: 10 ft./10 ft.

Special Attacks: Screech, sonic abilities, wounding

Special Qualities: Blindsight 120 ft., darkvision 60 ft., gallop, scent, speak with bats, +4 racial bonus on saves against sonic effects

Saves: Fort +10, Ref +11, Will +10

Abilities: Str 20, Dex 16, Con 18, Int 15, Wis 15, Cha 11

Skills: Balance +10, Climb +11, Handle Animal +5, Jump+12, Listen +10, Move Silently +8, Ride (bat) +8, Spot +10, Tumble +9, Use Rope +8

Feats: Combat Reflexes, Expertise, Great Fortitude, Multiattack, Quick Draw, Two-Weapon Fighting (B)

Climate/Terrain: Underground

Organization: Solitary, pair, company (4 7), troop (8 18 plus 1 leader of 2nd 5th level), colony (20 80 plus 5 3rd-level elders and 1 leader of 4th 6th level), or enclave (100 600 plus 10 3rd-level elders, 5 5th-level senior elders, and 1 leader of 5th 9th level)

Challenge Rating: 9

Treasure: No coins, 1/2 goods, standard items, plus equipment

Alignment: Usually neutral good

Advancement: By character class

Level Adjustment: +2

Desmodus are massive, batlike humanoids who live in caverns deep underground. They are omnivorous and usually not dangerous unless attacked. Until recently, most sages thought them to be extinct, wiped out in an ancient war against the drow.

An adult desmodu stands 8 to 9 feet tall. Its body is covered with reddish-black or reddish-brown fur. The creature has long arms, short legs, and a head like that of a bat. A membrane of leathery, black skin stretches from each wrist to the corresponding ankle. A desmodu's hands and feet are long and narrow, with stubby, curving digits ending in retractable claws. The fingers and toes, along with the heel and palms, are equipped with cilia that give the creature a very sure grip.

A desmodu is bipedal. Normally it walks upright with a rolling gait, but it can also get down on all fours and gallop along at twice its base speed. The typical desmodu wears armor and a harness for carrying tools and weapons, but very little else.

Desmodus speak Undercommon and Terran in addition to a language of their own. This language, called Desmodu, includes both ultrasonic and subsonic utterances, so non-desmodus cannot speak it. Desmodus have deep, rich voices, though their speech includes the occasional sharp squeak or bass rumble when they are using a language other than their native tongue.

Combat

Desmodus use their sonic abilities to give themselves bonuses and their foes penalties. Their favorite melee weapon is the notbora, an exotic double

weapon of their own invention. These creatures often rush into melee on all fours, using smokesticks to blind foes. They follow up by using the Quick Draw feat to draw their notboras and attack as they stand up.

Desmodus also are fond of dropping down on opponents from the ceiling of a cavern, and they make full use of their superior reach in melee. Once battle is joined, they jump and tumble to bypass the foes' front line and attack opposing spellcasters or set up flanking attacks.

Screech (Su):

Once per day, a desmodu can produce a screech that can literally tear items apart. The creature can choose one of two effects.

Ray: A ray deals 5d6 points of sonic damage to any creature or object it strikes. This attack has a range of 30 feet.

Spread: A sonic concussion causes every creature (except other desmodus) within a 30-foot spread centered on the desmodu to be stunned for 1d4 rounds. A successful Fortitude save (DC 20) negates the effect.

Sonic Abilities (Su): At will, a desmodu can emit subsonic vibrations, choosing one of two effects. It takes a standard action to invoke an effect or to concentrate to maintain it.

Despair: Each foe in a 30-foot spread centered on the desmodu takes a 2 morale penalty on saving throws, attack



rolls, ability checks, skill checks, and weapon damage rolls for as long as the desmodu concentrates and for 1d4 rounds thereafter. A successful Will save (DC 16) negates this sonic, mind-affecting effect.

Hope: Every ally in a 30-foot spread centered on the desmodu gains a +2 morale bonus on saving throws, attack rolls, ability checks, skill checks, and weapon damage rolls for as long as the desmodu concentrates and for 1d4 rounds thereafter.

Wounding (Ex): A desmodu's saliva contains an anticoagulant that causes bite wounds the creature inflicts to bleed freely. A wound resulting from a desmodu's bite attack bleeds for an additional 1 point of damage per round thereafter. Multiple wounds from such attacks result in cumulative bleeding loss (two wounds for 2 points of damage per round, and so on). The bleeding stops on its own after 1 minute. Alternatively, it can be stopped by a successful Heal check (DC 15) or the application of a cure spell or some other healing spell (heal, healing circle, or the like).

Blindsight (Ex): A desmodu emits high-frequency sounds, inaudible to most other creatures, that bounce off nearby objects and creatures. This ability enables it to discern objects and creatures within 120 feet. The desmodu usually does not need to make Spot or Listen checks to notice creatures within range of its blindsight. A silence spell negates this ability and forces the desmodu to rely on its vision (which is as good as a human's).

Gallop (Ex): A desmodu can get down on all fours and gallop along like an ape at a speed of 40 feet, provided that its hands are free.

Speak with Bats (Sp): This ability functions like a speak with animals spell (caster level 1st), except that it only works on bats and is usable at will.

Skills: A desmodu receives a +4 racial bonus on Spot and Listen checks, which is lost if its blindsight is negated. The creature also gets a +2 racial bonus on grapple checks. When wearing light armor or no armor, the creature gains a +2 bonus on Balance and Jump checks. All these racial bonuses are included in the statistics above. When a desmodu has its hands free and deliberately jumps down from a height, subtract 10 feet from the distance fallen to determine damage. If it makes a successful Jump check (DC 15), reduce the effective distance fallen by another 10 feet.

Desmodu Society

Desmodus live in small, independent family groups that gather in loosely organized colonies or enclaves to pool resources and create a communal defense. They eschew complex social organizations, and individual families live as they please. Each family group includes several generations, with the eldest generation acting as the ruling body to settle all issues.

The oldest and most experienced desmodus in an enclave form a council to settle disputes between families and make recommendations about handling external affairs. Desmodus of the same age from different families frequently adopt each other as siblings. These adopted sib-

lings are called age-mates, and they always refer to each other as though they were blood kin. The extended family ties that desmodus form in this manner can be both varied and complex, and they are usually not clear to anyone except other desmodus.

Desmodus live in large caverns festooned with stalactites and stalagmites. They tunnel into the ceilings to create living spaces, keeping the entrances concealed among the stalactites. They use the cavern floor to grow fungi, herd lizards, and conduct any other activities that might be difficult to perform on the ceiling. Desmodus breed a variety of bats to serve as steeds and guardians.

A desmodu settlement includes noncombatants (mostly children) equal to 20% of the fighting population. The society is egalitarian, so both males and females can be found filling almost every role.

Desmodus enjoy a simple lifestyle. They understand the value of weapons and tools, but they keep neither money nor valuables. They conduct trade through barter, and the only distinction they recognize as a status symbol is the number of bats and lizards a family owns.

Breeding, keeping, and training bats is a favorite activity among the desmodus. They consider it a mark of distinction to breed a new and useful type of bat, and thus countless varieties of bats exist within desmodu caverns.

Desmodu artisans produce a wide variety of ingenious and high-quality goods. Some of these devices that may be of interest to adventurers are described in the Desmodu Items section, below. These creatures also produce all manner of mundane items, including toys, household goods, and musical instruments. All desmodus appreciate good music and items that can produce or enhance sound. Their own music, however, is mostly inaudible to others because of its ultrasonic and subsonic components.

The chief desmodu deity is Vesperian, who is the creator and protector of the race. Typically there is a shrine dedicated to him in every enclave, and many dwellings also boast private altars to Vesperian.

Desmodu Characters

Desmodus sometimes become barbarians or rogues, but their favored class is fighter. A desmodu fighter usually leads a colony's council of elders, and fighters also lead most warbands, in those rare cases when the desmodus join to attack a common enemy. Wizards and clerics are unknown in the race. Some desmodu sorcerers and bards exist, but most desmodu spellcasters are adepts.

KINSHIP BADGES

This item resembles an exquisite cymbal or flattened bell, measuring 3 or 4 inches across. When struck, it emits a single musical note. It also resonates and produces a distinctive ultrasonic tone when a desmodu's echolocation sounds strike it. Desmodus usually exchange kinship badges with their siblings and use them to identify each other in battle.

Cost: 5 gp; Weight:

LOXO

Large Monstrous Humanoid

Hit Dice: 5d8+5 (27 hp)

Initiative: +1

Speed: 30 ft.

AC: 14 (-1 size, +1 Dex, +4 natural), touch 10, flat-footed 13

Attacks: Huge morningstar +8 melee and 2 slams +3 melee; or 2 slams +8 melee; or large javelin +5 ranged

Damage: Huge morningstar 2d8+6, slam 1d6+2 (secondary); or slam 1d6+4 (primary); or Large javelin 1d8+4

Face/Reach: 10 ft./10 ft.

Special Attacks: Berserk rage, trample 1d8+6

Special Qualities: Darkvision 60 ft.

Saves: Fort +2, Ref +5, Will +4

Abilities: Str 19, Dex 12, Con 13, Int 10, Wis 11, Cha 8

Skills: Climb +5, Listen +5, Spot +5, Survival +5

Feats: Great Fortitude, Power Attack

Climate/Terrain: Warm plains

Organization: Solitary, pair, company (3-5), or herd (20-40 plus 20% noncombatants plus 1-4 2nd-level rangers, 1 2nd-level wizard, and 1 3rd-5th level ranger)

Challenge Rating: 2

Treasure: Standard

Alignment: Usually neutral

Advancement: By character class

Level Adjustment: +2

Loxos are usually peaceful creatures, but they defend their territories and families with great tenacity. They are among the most dangerous of all desert dwellers to those who incur their wrath.

A loxo appears to be a humanoid elephant.

Its skin is bluish-gray, wrinkled, and covered with rough, sparse hair. It has thick, round limbs, flat feet, short, stubby fingers, and large ears. Its most striking feature is the pair of trunks that grow from its face, framed by large tusks. Each trunk is about 2 feet long and has three fingerlike digits at the end. The typical loxo prefers simple, rustic clothing, particularly cut from cloth patterned with circles or diamonds.

Loxos speak their own language and Common.

Combat

Loxos prefer melee to ranged combat, and they use thrown weapons only when they can't close with enemies, if a herd is threatened, the adult male loxos charge intruders while the females move the young to a defensible location. Once the young are secure, the males make a fighting retreat

toward the females, so that they too can join the melee.

Berserk Rage (Ex): A loxo that sees a clan member killed or incapacitated enters a berserk rage. For 6 rounds, the loxo gains a +4 bonus to Strength, a +4 bonus to Constitution, and a +2 morale bonus on Will saves, but takes a -2 penalty to Armor Class. The following changes are in effect as long as the berserk rage lasts: HD 5d10+15 (37 hp); AC 12, touch 8, flat-footed 11; Atk +10 melee (2d8+9, Huge morningstar) and +5 melee (2d6+3, 2 slams), or +10 melee (1d6+6, 2 slams), or +5 melee (1d8+6, Large javelin); SA trample 1d8+9 (DC 18); SV Fort +4, Ref +5, Will +6; Str 23, Con 17; Climb +8. After the berserk rage ends, the loxo is fatigued (-2 penalty to Strength, -2 penalty to Constitution, can't charge or run) until the end of the encounter.

Trample (Ex): As a standard action during its turn each round, a loxo can trample Medium-size or smaller opponents. This attack deals 1d8+6 points of bludgeoning damage. A trampled opponent can attempt either an attack of opportunity at a -4 penalty or a Reflex save (DC 16) for half damage.

Loxo Society

Loxo herds are seminomadic. They move about, grazing and harvesting fruits and nuts from groves of trees they have planted.

When they reach a grove or a good area for grazing, they build temporary huts to serve as shelter until it's time to move on. Loxos need massive amounts of

grass and other vegetable material to fuel their big bodies. When not eating, these creatures create rustic works of art, which they barter for items or tools they need.

Loxo herds are divided into clans, and all members of a clan wear the same pattern of clothing. Each herd has a chief (called a lox-fithik, or herd-lieutenant), who is a ranger, and a tunnuk, who has at least two levels of wizard.

Loxo Characters

A loxo's preferred character class is ranger. Loxo rangers choose favored enemies from among the most common threats to their territories and habitats.

A loxo PC's effective character level (ECL) is equal to its class level + 7; thus, a 1st-level loxo ranger has an ECL of 8 and is the equivalent of an 8th-level character.



THRI-KREEN

Medium-Size Monstrous Humanoid

Hit Dice: 2d8 (9 hp)

Initiative: +2

Speed: 40 ft.

AC: 15 (+2 Dex, +3 natural), touch 12, flat-footed 13

Attacks: 4 claws +3 melee and bite 2 melee, or gythka +4 melee and bite 2 melee, or chatkcha +4 ranged

Damage: Claw 1d4+1, bite 1d4 plus poison, gythka 1d8+1, chatkcha 1d6+1

Special Attacks: Poison, psionics*

Special Qualities: Darkvision 60 ft., immunity to sleep, leap, weapon familiarity (gythka), weapon familiarity (chatkcha)

Saves: Fort +0, Ref +5, Will +4

Abilities: Str 12, Dex 15, Con 11, Int 10, Wis 12, Cha 7

Skills: Balance +3, Climb +3, Hide +4*, Jump +31, Listen +3, Spot +3

Feats: Deflect Arrows (B), Weapon Focus (gythka)

Climate/Terrain: Temperate or warm desert

Organization: Solitary or pack (5–10)

Challenge Rating: 1

Treasure: None

Alignment: Usually chaotic neutral

Advancement: By character class

Level Adjustment: +1

Thri-kreen, often called mantis warriors, are intelligent humanoids with insectlike features. They prefer deserts and savannas, where they maintain a nomadic lifestyle as hunters.

A thri-kreen looks like a bipedal praying mantis. Of the six limbs protruding from its midsection, two are used for walking, and each of the other four ends in a four-fingered hand. A sandy yellow exoskeleton covers an adult thri-kreen's body. Two compound eyes, two antennae, and a complicated jaw structure that includes a pair of wicked mandibles give its head an insectlike appearance. The typical thri-kreen wears a harness, belt, and slings for holding its equipment, but no clothing or armor.

Thri-kreen are at home in arid, open landscapes where they can easily blend in with the windblown dunes and bare rock. Permanent thri-kreen communities are almost nonexistent; instead, packs of thri-kreen range widely over their own territories, foraging and hunting for daily sustenance. On rare occasions, two or more packs may come together to join their strength against especially dangerous intruders.

Thri-kreen speak a language made up of clicks and snaps of their mandibles. Most thri-kreen whose packs roam near humanoid civilizations also speak Common.

Combat

While hunting, thri-kreen use their natural camouflage to sneak up on potential prey. Because of their speed and leaping ability, thri-kreen can close to combat (and flee from it) more quickly than most of their foes. They can use the gythka and chatkcha (exotic weapons that are unique to mantis warriors), but they prefer to attack with claws and poisoned bites.

Poison (Ex): A thri-kreen delivers its poison (Fortitude save DC 11) with a successful bite attack. The initial and secondary damage is the same (paralysis for 2d6 minutes). A thri-kreen produces enough poison for one bite per day.

Psionics (Sp): *When using the *Psionics Handbook*, apply the following psionic abilities to a thri-kreen. At will *chameleon*, *know direction*; 1/day *displacement*, *lesser metaphysical weapon*, *Manifest* level 10th; save DC 8 + power level.

Attack/Defense Modes: *ego whip*, *mind thrust/thought shield*, *empty mind*. A thri-kreen manifests powers, and gains additional attack and defense modes, as if it were a psychic warrior or a psion with Psychometabolism as its primary discipline. (A psionic thri-kreen character's favored class is psychic warrior, though a few choose monk or psion with the primary discipline of Psychometabolism.) The level adjustment of a thri-kreen with psionics becomes +3.

Immunity to Sleep (Ex): Since thri-kreen do not sleep, they are immune to magic *sleep* effects. A thri-kreen spellcaster still requires 8 hours of rest before preparing spells.

Leap (Ex): A thri-kreen is a natural jumper. It gains a +30 competence bonus on all Jump checks, and its maximum jumping distance is not limited by height.

Skills: *The exoskeleton of a thri-kreen blends in well with desert terrain, granting it a +4 racial bonus on Hide checks in sandy or arid settings.

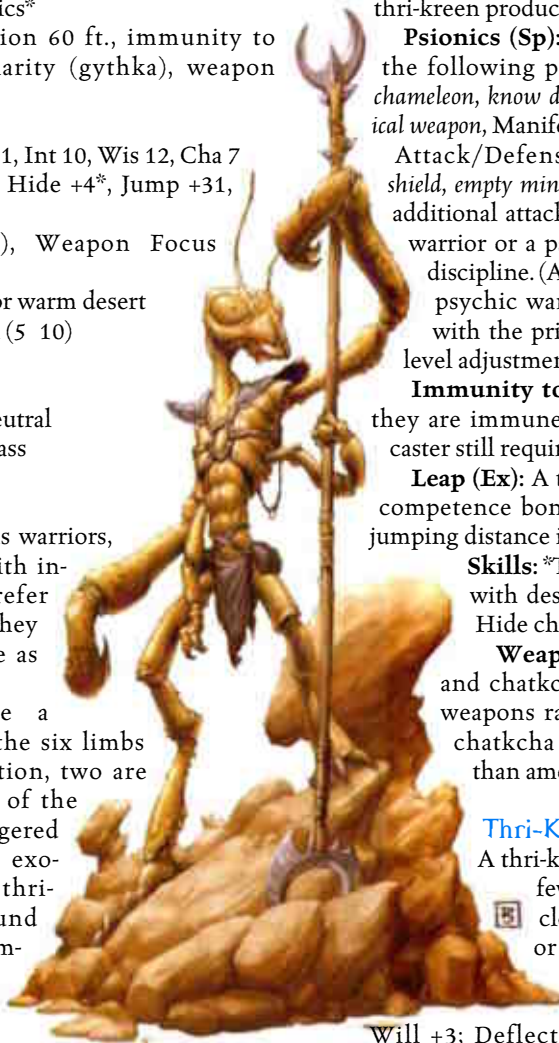
Weapon Familiarity: Thri-kreens treat gythka and chatkcha (see Chapter 5: Equipment) as martial weapons rather than as exotic weapons. Gythka and chatkcha are far more common among thri-kreen than among other races.

Thri-Kreen Characters

A thri-kreen character's favored class is ranger, but a few prefer the path of the cleric (generally as clerics of Ehlonna, Fharlanghn, or Obad-Hai) or druid. A thri-kreen character begins play with Hit Dice 2d8, which gives it a +2 base attack bonus; base saves Fort +0, Ref +3, Will +3; Deflect Arrows as a bonus feat; one additional feat of choice; and skill points equal to $(2 + \text{Int mod}) \times 5$. Its class skills as a thri-kreen are Balance, Climb, Hide, Jump, Listen, and Spot. Many thri-kreen also qualify for the monstrous feats Multiattack, Multidexterity, and Multiweapon Fighting and choose these in preference over other feats.

A nonpsionic thri-kreen PC's effective character level (ECL) is equal to its class level + 3. Thus, a 1st-level nonpsionic thri-kreen ranger has an ECL of 4 and is the equivalent of a 4th-level character.

A psionic thri-kreen PC's effective character level (ECL) is equal to its class level + 5. Thus, a 1st-level psionic thri-kreen ranger has an ECL of 6 and is the equivalent of a 6th-level character.



Index

1 Hit Die creatures	13	evil characters	102	major rituals	149	spectral creature (template)	129
Ability Focus	30	extend tentacles	66	master of flies (prestige class)	80	spectre	147
ability score damage	13	Extended Reach	34	<i>maw of chaos</i>	68	speed	11, 26
ability score modifiers	14	Extra Item Space	34	maximum levels	19	spell flower	70
ability scores, elite	14	fast healing	17	mephits and summoning	17	spell lists	60
acquired templates	111	fear	17	Mighty Leaping	37	spell resistance	13
advanced monsters	19	feats, advancement and	108	Mighty Roar	37	spellcasting and monsters	18
advancing n monster	105	feats, acquiring	11	minor rituals	147	spider plague	70
<i>air breathing</i>	63	feats, background	29	<i>minor servitor</i>	68	spiders	70
alignment	102	feats, monstrous	29	minotaur monster class	27	stalking spell	71
alignment change	146	feral creature (template)	115	monster classes	25	Stamp	39
alignment, ritual of	148	Final Strike	34	monster equipment	41	starting F.C.L.	6
aquatic environments	23	<i>fins to feet</i>	66	monster prestige classes	73	<i>stone body</i>	71
Area Attack	30	<i>flame whips</i>	66	monstrous beast (template)	122	Suffering prestige domain	99
association, ritual of	148	Fling Enemy	34	monstrous feats	29	<i>superior resistance</i>	71
Assume Supernatural Ability	30	<i>forestfold</i>	66	multiclassing	27	Supernatural Transformation	39
<i>awaken construct</i>	63	<i>fox's cunning</i>	66	Multigrab	37	Surrogate Spellcasting	39
<i>awaken undead</i>	63	freed spawn	75	Multihued creature		survivor (prestige class)	89
background feats	29	frightful presence	17	(template)	124	swallow whole	19
base creature, choosing a	9	<i>fuse arms</i>	66	multiple templates	142	Swamp Stalker	40
blindsight (ability)	13	Gape of the Serpent	35	Multitasking	37	sybil (prestige class)	90
blindsight (spell)	63	gaze	17	Multivoice	37	symbiotic creature (template)	131
<i>blood wind</i>	63	gelatinous creature (template)	116	mummified creature		tainted one (yuan ti)	140
Blowhard	31	ghost	20, 146	(template)	126	tauric creature (template)	132
bodak	146	ghost brute (template)	118	Narrowed Gaze	37	template, adding a	111
Bonus Breath	31	ghoul	146	natural armor bonus	11	step by step	114
breath weapons and level		gills, ritual of	148	natural weapons	11, 27	templated characters	18
adjustments	16	<i>girallon's blessing</i>	66	nonabilities	19	templates and biology	142
<i>bridge of sound</i>	63	Grass Trekker	35	Pain Mastery	37	templates and classes	17
broodguard (yuan ti)	140	Great Fryby Attack	35	Peak Hopper	37	templates and level adjustments	114
buoyant lifting	61	Greater Mighty Roar	35	<i>permanency</i>	60	templates, multiple	142
<i>cacofonic burst</i>	64	Greater Multigrab	35	Pervasive Gaze	37	Thick Skinned	40
camouflage	64	Greater Multiweapon Fighting	35	physiology and characters	10	Thunderclap	40
Challenge Rating	5, 6, 107	hailstones	67	Piercing Gaze	38	training in monstrous feats	30
character level	5	hippocampus	94	<i>plant body</i>	69	trample	19
class levels	5	<i>holy star</i>	67	poison	13	transfiguration, ritual of	149
<i>cloud wings</i>	64	illithid savant (prestige class)	77	Poison Immunity	38	transformation	145
constrict	17	<i>illusory pit</i>	67	Power Dive	38	end result	151
constructs	30	Improved Assume Supernatural		Prehensile Tail	38	Treefriend	40
Controlled Respiration	31	Ability	35	psionics	19	turn resistance	19
<i>countermoon</i>	64	<i>improved blindsight</i>	67	pyrocreatures	126	type pyramid	142
<i>crawling darkness</i>	64	<i>improved enlarge</i>	67	Quick Change	38	type versus subtype	143
Crush	31	Improved Flyby Attack	36	Quicken Spell like Ability	38	umbral creature (template)	134
cryo creatures	126	improved grab	19	Rapid Breath	39	unbalanced ability scores	11
Cumbrous Dodge	31	Improved Multiattack	36	<i>rapid burrowing</i>	69	Uncanny Scent	40
Cumbrous Fortitude	31	Improved Multiweapon		ray	19	undead	20
Cumbrous Reflexes	31	Fighting	36	reach	12	<i>undead mask</i>	71
Cumbrous Will	31	<i>improved reduce</i>	67	regeneration	17	unlearning, ritual of	149
damage reduction	17	Improved Scent	36	<i>rejection</i>	69	vampire	20, 147
<i>dawn</i>	64	Improved Turn Resistance	36	Rending Constriction	39	vargouille	147
Deadly Poison	31	Improved Web	36	reptilian creature (template)	128	Vicious Wound	40
Deep Denizen	32	<i>incarnate construct (spell)</i>	67	Reverberation	39	<i>vile death</i>	71
demons, devils, and summoning	20	incarnate construct (template)	120	riddles	92	<i>vipergout</i>	72
Desert Dweller	32	inherited templates	111	rituals	147	vipers	72
<i>desiccating bubble</i>	65	<i>inky cloud</i>	68	Roll with It	39	Virulent Poison	40
Detach	32	insectile creature (template)	121	scaled horror (prestige class)	83	vitality, ritual of	150
difficult monsters	22	intermediate monsters	15	scent (ability)	13	<i>wall of limbs</i>	72
<i>dissonant chant</i>	65	introductory monsters	11	<i>scent (spell)</i>	69	waverider (prestige class)	93
dragons	22	Inured to Energy	36	school specialization	59	waverider mount	96
<i>dream casting</i>	65	Involuntary Rage	35	Scramble	39	<i>weapon of energy</i>	72
dridrider	146	irresistible Gaze	37	shadow	147	wight	147
Dust Cloud	33	jagged tooth	68	size (of characters)	11, 15, 26, 106	wight (template)	136
<i>earth reaver</i>	65	<i>Laogzed's breath</i>	68	size (of weapons)	42	winged creature (template)	137
effective character level	5, 6	lernaean creatures	126	siren (prestige class)	84	<i>wings of the sea</i>	72
elements, ritual of the	148	level adjustment	6	<i>skeletal guard</i>	69	Wingstorm	40
elite ability scores	14	level adjustment factors	11	skill points	15, 27	Winters Child	40
emancipated spawn (prestige class)	75	level adjustments, estimating	10	skill points, starting	11	<i>wish</i>	19
<i>embrace the wild</i>	65	level dependent benefits	15	slaad	147	<i>wish (ritual)</i>	150
Empower Spell Like Ability	33	lich	20, 146	staad brooder (prestige class)	86	wraith	147
energy drain	19	<i>lion's charge</i>	68	sonic attack	19	wraith (template)	135
energy resistance	13	<i>low light vision</i>	68	<i>sonorous hum</i>	69	yuan ti (template)	140
		lycanthrope	147	<i>sound lance</i>	70	yuan ti cultist (prestige class)	97
		<i>major resistance</i>	68	<i>speak to allies</i>	70		

A NEW BREED OF ADVENTURER

Whether wondrous or wicked, some monsters have a calling that reaches beyond the ordinary existence of their kind. Traveling alongside other intrepid characters, these heroic creatures carve their places in legend with sword, spell, tooth, and claw.

This supplement for the D&D® game provides everything you need to play a monster as a character or to make the monsters your heroes fight even more formidable. Inside are over 50 all-new monster classes that show how creatures develop their characteristics and abilities as they gain levels. Along with new prestige classes and monster templates, *Savage Species* also features new feats, spells, magic items, and more.

To use this supplement, a Dungeon Master also needs the *Player's Handbook*, the *DUNGEON MASTER's Guide*, and the *Monster Manual*. A player needs only the *Player's Handbook* and the *Monster Manual*.



Visit our website at www.wizards.com/dnd

Dream City
OCR AND LAYOUT

Scan - 8.8.8.



NEW CHARACTER RACES FOR SAVAGE SPECIES

A *Savage Species* Web Enhancement

The *Savage Species* book offers new templates, prestige classes, spells, and feats. In addition, it contains a wealth of information about how to build and advance monster characters, and even how to transform a standard-race character into a monster character. As if that weren't enough to make it cool, it even presents entirely new player character races—anthropomorphic animals and half-ogres. But those races have level adjustments and starting Effective Character Levels (ECLs), so they aren't appropriate for creating 1st-level characters.

This web enhancement presents two new character races, one of which has a +0 level adjustment, so it can be used to build a 1st-level character. The notes about how these races were built provides a great demonstration of how to evaluate and tinker with level adjustments. That information will prove invaluable when you design new races for your own campaign.

Credits

Design: Rich Redman
Editing: Penny Williams
Typesetting: Nancy Walker
Web Production: Julia Martin
Web Development: Mark A. Jindra
Graphic Design: Sean Glenn, Cynthia Fliege

Based on the original DUNGEONS & DRAGONS® game by E. Gary Gygax and Dave Arneson and on the new edition of the DUNGEONS & DRAGONS game designed by Jonathan Tweet, Monte Cook, Skip Williams, Rich Baker, and Peter Adkison.

D&D, DUNGEONS & DRAGONS, MONSTER MANUAL, and DUNGEON MASTER are registered trademarks and the d20 System logo is a trademark owned by Wizards of the Coast, Inc. All Wizards characters, character names, and the distinctive likenesses thereof are trademarks owned by Wizards of the Coast, Inc.

This material is protected under the copyright laws of the United States of America. Any reproduction or unauthorized use of the material or artwork contained herein is prohibited without the express written permission of Wizards of the Coast, Inc.

This product is a work of fiction. Any similarity to actual people, organizations, places, or events is purely coincidental.

This Wizards of the Coast game product contains no Open Game Content. No portion of this work may be reproduced in any form without written permission.

To learn more about the Open Gaming License and the d20 System License, please visit <www.wizards.com/d20>.

©2003 Wizards of the Coast, Inc.

All rights reserved.

Made in the U.S.A.

Visit our website at
<www.wizards.com/dnd>



PREPARATION

To understand the notes on level adjustments, you need a copy of *Savage Species*. Copies of the *Monster Manual* and the *DUNGEON MASTER'S Guide* are helpful, but not necessary.

CANINE

I love dogs, so let's try to create a humanoid wolf or dog. We already know that we want a +0 level adjustment, so that the race will be usable for making a 1st-level character. From *Savage Species*, we know that avoiding a level adjustment means:

- Balanced ability scores. Refer to Table 2–7: Ability Score Equivalencies from the *DUNGEON MASTER'S Guide* to determine what constitutes balanced ability scores.
- Medium-size. If some other ability gives a +1 level adjustment, however, it can be cancelled out by making the race Small.
- Speed 30 feet. The creature can have no special mode of movement.
- Natural weapons (and manufactured weapons, if desired). Since our new race is canine, it should have a bite attack, but it cannot have a multiple natural attack routine, and its bite must do damage less than or equal to that of a comparable melee weapon.
- Reach 5 feet.
- Up to two racial skill bonuses
- Up to one racial bonus feat.

A special attack or special quality is almost always worth at least a +1 level adjustment, so we should try to avoid giving our new race any of those. That seems a shame, though, because those abilities are what make a race special. Dwarves and gnomes both get saving throw bonuses and abilities such as stonemasonry that are, essentially, special qualities. Perhaps reviewing those races might spark an idea that would make our race unique without imposing a level adjustment.

So far, we've decided on a humanoid with canine features, probably Medium-size, with balanced ability scores and a bite attack. We could easily envision members of this race as hunters, perhaps nomadic, who spend much of their time in the wilderness. They must be tough, hardy creatures, and their equipment should be useful to hunters.

Next, let's move on to creating a statistics block in the *Monster Manual* style.

LAIKA

Laika was the first dog to orbit the Earth, and her name meant "barker" in Russian. It seems an appropriate name for our new race.

We can just fill in the information we've already decided on in the appropriate spots in our stat block, modifying them for ability scores and other factors as needed. Where a new decision must be made, I'll lay out the available options and then explain my selection.

Medium-Size Humanoid

Hit Dice: 1d8+1 (5 hp)

Humanoids use d8 Hit Dice, so that's already settled. I want a laika to have a single racial Hit Die, so that it can choose to trade that in for a class level, thus gaining all the same benefits that a character would get at 1st level.

Initiative: +0

Speed: 30 ft.

AC: 12 (+2 leather armor, +0 Dexterity)

I assigned typical equipment to laikas, then determined their AC from that and their Dexterity. I chose leather armor because it has no armor proficiency penalty, and no hunter wants a penalty on Move Silently checks.

Attacks: Bite +0 melee, or short sword +0 melee, or composite longbow +0 ranged

Damage: Bite 1d4, shortsword 1d6/19–20, composite longbow 1d8/x3

A humanoid has the same base attack bonus progression as a cleric, so a 1-HD humanoid has a +0 BAB. The laika's bite damage is standard for a Medium-size humanoid, and its weapons are those of a hunter.

Face/Reach: 5 ft. by 5 ft./5 ft.

Special Qualities: Laika traits

As much as I would love to give laikas the scent special quality, doing so would mean that a 1st-level laika character could detect and possibly pinpoint invisible creatures. Such an advantage would certainly be worth a level adjustment. I could go back and change the race's size to Small, but even a normal wolf is Medium-size, and a Small dog-like humanoid seems sillier than I had in mind. See Laika Traits, below, for what I do want to give them.

Saves: Fort +3, Ref +0, Will +0

Humanoids get one good save. Usually that's Reflex, but we want laikas to be particularly tough and hardy, so I made Fortitude the good save and applied the Constitution bonus to its hit points.

Abilities: Str 10, Dex 11, Con 13, Int 8, Wis 11, Cha 10

These scores give the laika ability adjustments of +2 Con and –2 Int. I think the bonus to Constitution is particularly powerful for a player character race. Every time a laika gains a class level, it benefits from the higher Constitution. However, the benefit isn't not as powerful as a Strength bonus, so I'll penalize only one other ability score. I could reduce Dexterity to balance the bonus, but a hunting creature would surely want the ability to use ranged weapons without penalty. I could also penalize Charisma, but then I would be duplicating the dwarf racial ability modifiers. Therefore, I chose to penalize Intelligence.

Skills: Knowledge (nature) +2, Listen* +4, Spot +2, Wilderness Lore* +3

As a humanoid with an Intelligence score of 8, the laika is entitled to 4 skill points. First I chose the class skills that I figured were appropriate for the laika—the four given above. Then I spent its skill points, purchasing 3 ranks of Knowledge (nature) and 1 of Wilderness Lore. Because it's canine in nature, I also assigned it a +2 racial bonus (see below) on Listen and Wilderness Lore checks. I already plan on giving it Alertness as its first feat, so the bonuses on Listen and Spot checks are included here as well.

Feats: Alertness, Track (B).

A laika is entitled to one feat, and I chose Alertness. I also gave it Track as a bonus feat, since it's a hunting race.

The rest of the stat block is meaningless for characters, but I've included it here for the sake of completeness. To create this section, I copied the information from the wolf entry in the *Monster Manual* but improved the treasure to Standard (reasonable for a humanoid) and set the advancement to "By character class."

Climate/Terrain: Any forest, hills, plains, and mountains

Organization: Solitary, pair, or pack (7–16)

Challenge Rating: 1

Treasure: Standard

Alignment: Any neutral

Advancement: By character class

Laikas are explorers, adventurers, and hunters. Laika packs claim territories without regard for conventional political borders, and they roam throughout their lands

in search of game. Although laika bards are uncommon, ordinary laikas love to sing together as a pack after their evening meal.

A laika is the same height and weight as a human, and it ages approximately as fast as a half-orc. Its body is covered with silver, white, black, brown, or reddish fur, and its eyes are blue, yellow, or brown. A laika has a pronounced muzzle, triangular ears set high on its head, and a fur-covered tail.

Laikas are very gregarious among their own kind, but they tend to be aloof when dealing with other races. Once a creature earns the trust of a laika pack, however, it can be informally adopted by the pack and treated as family.

Laikas generally speak Common. Those with high enough Intelligence scores learn the languages of friends or foes in their territories.

Combat

Laikas prefer to attack in numbers and use cunning tactics. Often a few laikas distract their enemies with bow-fire while others slip into ambush positions. Laikas regard biting as uncivilized, so they use their impressive teeth only in ritual combat for pack hierarchy, or when no other weapon is available. A solitary laika usually attempts to escape confrontation unless its opponent is clearly outmatched.

Laika Traits (Ex): Laikas benefit from a number of racial traits.

Balanced Ability Scores: A laika gains a +2 bonus to Constitution and a -2 penalty to Intelligence.

Medium-Size: A laika gains no size bonus to Armor Class, attack rolls, or skill checks.

Base Speed: 30 feet.

Low-Light Vision: A laika can see twice as far as a human in starlight, moonlight, torchlight, and similar conditions of poor illumination. It retains the ability to distinguish color and detail under these conditions.

Speak with Animals (Sp): Once per day, a laika can use *Speak with Animals* to communicate with canine animals such as wolves and dogs. This ability is innate to laikas. It has a duration of 1 minute (the laika is considered a 1st-level caster when it uses this ability, regardless of its actual level).

Skills and Feats: *A laika gains a +2 racial bonus on Listen and Wilderness Lore checks, and it receives Track as a bonus feat.

Automatic Languages: A laika speaks Common.

Bonus Languages: Dwarf, Elf, Giant, Gnome, Goblin, Halfling, Kobold, and Orc.

Favored Class: A laika's favored class is ranger. A multiclass laika's ranger class does not count when

determining whether it takes an XP penalty (see XP for Multiclass Characters in Chapter 3: Classes in the *Player's Handbook*).

Laika Characters

A laika's level adjustment is +0. Build laika characters just as you would using any standard race from the *Player's Handbook*.

EVALUATION

Evaluating the level adjustment for laikas is pretty easy. As a fighter, a laika gets Track as a racial bonus feat and two more class skills (Knowledge (nature) and Wilderness Lore), but its low Intelligence score combined with a fighter's low skill points balance that out. As a ranger, the laika already has those skills as class skills and the Track feat is redundant. Many laikas probably take levels in rogue, gaining that class's high skill points and using several of the rogue's class skills (Climb, Hide, Move Silently) to hunt. In short, the laika doesn't seem particularly better or worse than the standard races in the *Player's Handbook*, just different. That arrangement was our goal when we set out to create a 1-HD race with a +0 level adjustment.

BUGS

Now let's build a race with a moderate level adjustment. We want the starting ECL to be roughly 4, so that a member of the race with one class level is equivalent to a 5th-level character. Thus, we'll have to balance starting Hit Dice and level adjustments to reach that point.

Most people are either fascinated or repelled by insects, so an insectlike humanoid seems like an exciting vision for this race. It seems reasonable that the creature would have an insect carapace (and thus a natural armor bonus), and perhaps a flying speed. A natural armor bonus of up to +5 is worth a +1 level adjustment according to *Savage Species*. Flight with a maneuverability of average or worse also merits a +1 level adjustment. If we stick to these aspects, keep the ability scores balanced, and look for some small, clever qualities to assign, then this race could start with 2 Hit Dice. If we make the race Small, we can increase the Hit Dice, improve one of the two existing aspects, or unbalance the ability scores. After evaluating these possibilities, I decided to give the creature a poison that affects Dexterity (for a +1 level adjustment).

After assigning these qualities, I came to picture this race as being something like a spider eater or carnivorous hornet. Quick and agile, it prefers to strike quietly from above with its stinger and then withdraw to finish

its now-clumsy opponent with ranged attacks. Being able to visualize the creature and its tactics helps me with the other decisions I have to make while creating the stat block.

After performing the Evaluation (see below), I changed the imago slightly from the description above. If you notice a difference in the stat block, see the Evaluation for why that change was made.

IMAGO

Small Humanoid

Hit Dice: 3d8 (13 hp)

Initiative: +5

Speed: 30 ft., fly 40 ft. (average)

AC: 17 (+1 size, +1 Dexterity, +5 natural)

Attacks: Sting +3 melee, or claw +3 melee, or shortsword +3 melee, or composite shortbow +4 ranged

Damage: Sting 1d4 plus poison, claw 1d4, shortsword 1d6/19–20, composite shortbow 1d6/x3

Face/Reach: 5 ft. by 5 ft./5 ft.

Special Attacks: Poison

Special Qualities: Imago traits

Saves: Fort +1, Ref +4, Will +2

Abilities: Str 11, Dex 13, Con 10, Int 9, Wis 12, Cha 8

I know I want the imago to have a high Dexterity score. According to the *DUNGEON MASTER's Guide*, I could penalize Strength, Constitution, or some combination of Intelligence, Wisdom, and Charisma to balance that bonus. A flying creature already has a limit on how much encumbrance it can carry while airborne, so I don't want to penalize Strength. Wisdom controls perception through modifiers on Listen and Spot checks, so I don't want to penalize Wisdom. So I opted to penalize Intelligence and Charisma.

Skills: Hide +8, Listen +3, Move Silently* +8, Spot +3

My vision of the imago as a stalker and a stealthy hunter not only means it needs a high Dexterity score, but also that it has some ranks in Hide and Move Silently. Since it doesn't have many skill points to spend on those skills, I also decided to give the imago a +4 racial bonus on Move Silently checks.

Feats: Alertness (B), Improved Initiative

I assigned Alertness as a racial bonus feat because I feel strongly that all imago characters should have it.

Climate/Terrain: Temperate and warm land and underground

Organization: Solitary, pair, swarm (3–5), or hive (11–20)

Challenge Rating: 3

Treasure: Standard

Alignment: Any

Advancement: By character class

Imago are industrious, no-nonsense creatures. Many races find them brusque or out-right rude, but the imago are simply too focused on their current tasks to pay much attention to social niceties. That very focus on work makes them prized laborers in many parts of the world. Imago encountered outside their hivelike villages are often working on contracts in order to bring money back to their homes. On the rare religious or political holidays when they do relax, imago enjoy drinking mead and singing. Bards are always welcome in imago hives.

Imago speak their own language, which is called Imago. To most outsiders, it sounds like the drone of a hornet, amplified to suit the imago's proportionately larger size. An imago that deals with other races learns the corresponding languages if it possess a high enough Intelligence score.

Combat

Imago usually attack on the wing, swooping down on opponents and stinging them. They then fly off, peppering their foes with arrows while their poison takes effect. Imago do not retreat, but they may withdraw from combat long enough to gather reinforcements.

Poison: An imago delivers its poison (Fortitude save DC 11; Constitution-based) with each successful sting attack. The initial and secondary damage ratings are the same (1d6 points of Dexterity damage).

Imago Traits (Ex): Imago benefit from a number of racial traits.

Balanced Ability Scores: An imago has a +2 bonus to Dexterity, a –2 penalty to Intelligence, and a –2 penalty to Charisma.

Small: As a Small creature, an imago gains a +1 size bonus to Armor Class, a +1 size bonus on attack rolls, and a +4 size bonus on Hide checks. However, it must use smaller weapons than humans use, and its lifting and carrying limits are three-quarters those of Medium-size characters. Imago cannot fly when carrying more than a light load.

Skills and Feats: *An imago gains a +4 racial bonus on Move Silently checks, and it receives Alertness as a bonus feat.

Automatic Languages: Imago.

Bonus Languages: Common, Dwarf, Elf, Giant, Gnome, Goblin, Halfling, Orc.

Favored Class: An imago's favored class is rogue. A multiclass imago's rogue class does not count when

determining whether it takes an XP penalty (see XP for Multiclass Characters in Chapter 3: Characters in the *Player's Handbook*).

Imago Characters

An imago has a +2 level adjustment. Thus, an imago character's Effective Character Level (ECL) equals its starting Hit Dice (2) plus its level adjustment (2) plus its class levels.

EVALUATION

The imago's initial level adjustment was calculated as follows:

+1 for natural armor bonus

+1 for flight with maneuverability worse than good

+1 for poison that doesn't reduce Constitution

-1 for size Small

+2

Thus, an imago character with no class levels, copied directly from the stat block, should be equivalent to a 4th-level character. I opened up my *DUNGEON MASTER's Guide* to Chapter 2: Characters and found Table 2-41: NPC Rogue to make comparisons. I built the following table for comparison.

Attribute	Imago, No Class Levels	4th-Level Rogue
HP	9	20
AC	17	17
Initiative	+5	+7
Speed	30 ft.	30 ft.
Fly Speed	40 ft. (average)	None
Melee Attack	+2, 1d6 damage	+5, 1d6+1 damage
Ranged Attack	+3, 1d6 damage	+8, 1d6+1 damage
F/R/W	+1/+4/+2	+3/+8/+2
	+8	+10
Listen	+3	+7
Move Silently	+8	+10
Spot	+3	+7
Poison	1d6 Dex/1d6 Dex	None
Racial Bonus Feat	Alertness	None

Even assuming that an imago character would have equipment equivalent to that of any other 4th-level character, it seemed clearly inferior in most ways to a standard-race character of that level. The following options for bringing it into balance occurred to me.

- Raise its Hit Dice. One more Hit Die would improve its BAB and its non-good saving throws, in addition to increasing its hit points. Because of rounding, the poison's Fortitude save DC would be

unaffected. That additional Hit Die would also provide another skill point, but it would not provide another feat.

- Increase the racial bonus to Dexterity. This option would improve the creature's ranged attack rolls and Reflex save. If I made Weapon Finesse (stinger) its racial bonus feat, that attack roll would also improve.
- Add other ability bonuses, or remove the penalty to Intelligence or Charisma. A bonus to Strength would improve melee attacks, a bonus to Constitution would improve hit points, Fortitude save, and the poison's Fortitude save DC. A bonus to Intelligence would increase skill points, and a bonus to Wisdom would increase the Will saving throw bonus and the racial bonuses on Listen and Spot.
- In the end I decided on a combination of increasing the Hit Dice and adding a +2 racial bonus to Wisdom. The resulting comparison was close enough to be worth the +2 level adjustment and the starting ECL of 4.


SUMMARY

I hope you enjoy including laikas and imago in your campaign. I also hope this treatment clarified the process of creating a new player character race. While it is fairly simple, keep in mind the following points.

- A player should never create a player character race without the DM's permission at the beginning and his or her critical review at the end. In general, only DMs should create new races.
- It's much easier to balance races with low or nonexistent level adjustments than it is to do so with higher ones. The greater the level adjustment or starting ECL, the more arguments there are over what the level adjustment and starting ECL should be.
- Always compare your race with others in the game, and with NPCs whose level matches your race's starting ECL. The NPC tables in Chapter 2: Characters of the *DUNGEON MASTER's Guide* are extremely useful for this.
- Creating a player character race is only the beginning. Once you have the race, you should decide whether it has a patron deity, what its society is like, and whether it uses any race-specific equipment. You may also want to provide some background information or even create a prestige class peculiar to that race, such as the arcane archer and the dwarven defender.



ABOUT THE AUTHOR



Before Rich Redman came to Wizards of the Coast RPG R&D department, he had been an Army officer, a door-to-door salesman, the manager of a computer store, a fundraiser for a veterans' assistance group, and the manager of Wizards of the Coast's Customer Service department. Rich is a pro-

lific game designer, having worked on the *Dungeons & Dragons* game, the *d20 MODERN™ Roleplaying Game*, the *Marvel Super Heroes™ Adventure Game*, and *Dark*Matter*. When he's not working as vice president of The Game Mechanics, a d20 design studio, Rich does freelance game design, cooks, and performs yoga.

Savage Progressions

Transition Classes

By Sean K Reynolds



In last month's installment, we created racial classes to account for the level adjustments of races such as the drow, aasimar, and tiefling. This month, we take the concept in a new direction by examining how a character already on the way to a template class can streamline the transition.

Transition Classes

So far, this series of articles has covered how to apply a template to a base creature in level-based pieces. But what if the base creature already had a head start on the qualities of the desired template? Shouldn't an aasimar be able to turn into a half-celestial more quickly than a human? Or a tiefling into a half-fiend? Or a feytouched into a half-fey? Of course! By the same logic, a half-drow should be able to turn into a full drow, or a surface gnome into a svirfneblin, with very little trouble. With the rules for template classes, we can adjust the granted abilities and total levels of the template (or level-adjusted race) to accommodate abilities the base creature already has. In effect, this process creates a custom template for each of these special transitions and converts that into a template class.

In this article, we create "transition classes" that turn aasimar into half-celestials, dwarves into duergar, feytouched into half-fey, half-drow into full drow, gnomes into svirfneblin, and tieflings into half-fiends. In each case, we simply figure out what abilities the template grants over and above those of the base creature's race. With the exception of ability score modifiers, a transition class should not subtract from the base race's abilities because it's against the spirit of the rules to remove something a character has already earned. For example, dwarves have weapon familiarity with the urgrosh but duergar do not. Removing weapon familiarity from a dwarf who takes the duergar template, however, would penalize the urgrosh-wielding dwarf for his choice.

The Aasimar/Half-Celestial Transition Class

An aasimar is born with a touch of the divine and a +1 level adjustment. Aasimars who wish to become half-celestials can do so in just three levels instead of the normal four that the standard template class requires.

Table SP-26: The Aasimar/Half-Celestial Transition Class

Level	CR	Special
1st	*	Str +2, Con +2, natural armor +1, disease immunity, poison resistance, resistance (acid 5, cold 5, electricity 5), spell-like abilities, spell resistance (lesser)
2nd	**	Str +2, Dex +2, Int +2, damage reduction, smite evil, spell-like abilities (greater)

3rd	**	Con +2, Wis +2, Cha +2, resistances (acid 10, cold 10, electricity 10), spell-like abilities, spell resistance (greater), wings (fly speed equal to double base speed, good maneuverability)
-----	----	--

*A 1st-level aasimar/half-celestial with fewer than eleven character levels has a CR adjustment of +1. One with eleven or more character levels has a CR adjustment of +2.

**A 2nd- or 3rd-level aasimar/half-celestial with fewer than five character levels has a CR adjustment of +1. One with five to ten character levels has a CR adjustment of +2. One with eleven or more character levels has a CR adjustment of +3.

Aasimar/Half-Celestial Transition Class Features

All of the following are class features of the aasimar/half-celestial transition class.

Ability Score Changes: The indicated ability score increases or decreases by the amount noted.

Natural Armor Improvement: At 1st level, the character's natural armor bonus increases by +1. A character that does not normally have a natural armor bonus (such as a human) is considered to have an initial natural armor bonus of +0 for the purpose of this ability. Thus, a human's natural armor bonus would increase to +1 at 1st level.

Disease Immunity (Ex): An aasimar/half-celestial is immune to all diseases.

Poison Resistance (Ex): An aasimar/half-celestial has a +4 racial bonus on Fortitude saves against poison.

Resistances (Ex): At 1st level, an aasimar/half-celestial gains acid, cold, and electricity resistance 5. When she reaches 3rd level, each of these resistances increases to 10.

Spell-Like Abilities: Starting at 1st level, an aasimar/half-celestial with an Intelligence or Wisdom score of 8 or better gains spell-like abilities. The exact abilities gained depend on her character level and level in the transition class, according to the following table. In each case, the caster level equals the aasimar/half-celestial's character level. Save DCs, where applicable, are Charisma-based (10 + spell level + aasimar/half-celestial's Charisma modifier).

Minimum Transition Class Level	Minimum Character Level	Spell-Like Abilities Gained
1st	1st	<i>Bless</i> 1/day, <i>protection from evil</i> 3/day
	3rd	<i>Aid</i> 1/day, <i>detect evil</i> 1/day
	7th	<i>Holy smite</i> 1/day, <i>remove disease</i> 1/day
	13th	<i>Hallow</i> 1/day, <i>holy aura</i> 3/day
2nd	5th	<i>Cure serious wounds</i> 1/day
	9th	<i>Dispel evil</i> 1/day
	15th	<i>Mass charm monster</i> 1/day

	17th	<i>Summon monster IX</i> (celestials only)
3rd	5th	<i>Neutralize poison</i> 1/day
	11th	<i>Holy word</i> 1/day
	19th	<i>Resurrection</i> 1/day

The character gains each spell-like ability as soon as she meets both qualifications for it. Spell-like abilities are cumulative.

Spell Resistance (Su): At 1st level, an aasimar/half-celestial gains spell resistance equal to her character level (maximum 25). At 4th level, her spell resistance increases by +10 (maximum 35).

Damage Reduction (Su): A 2nd-level or higher aasimar/half-celestial has damage reduction 5/magic if her character level is 11th or lower, or damage reduction 10/magic if her character level is 12th or higher. An aasimar/half-celestial treats her natural weapons as magic weapons for the purpose of bypassing the damage reduction of other creatures.

Smite Evil (Su): Once per day, an aasimar/half-celestial of at least 2nd level may attempt to smite an evil creature with one normal melee attack. This attack deals extra damage equal to her character level (maximum +20) against an evil foe. If she accidentally smites a creature that is not evil, the smite has no effect but is still used up for the day.

Wings (Ex): At 3rd level, an aasimar/half-celestial grows birdlike wings, which she may use to fly at up to double her base land speed with good maneuverability.

The Dwarf/Duergar Transition Class

In some campaigns (such as the *Forgotten Realms Campaign Setting*), duergar were normal dwarves until their clan was enslaved by mind flayers. Over the course of many generations, these dwarves eventually developed magical powers and the ability to resist certain attacks, and they used these abilities to escape their monstrous captors. Using the transition class rules, a normal dwarf could explore the inner magical potential of his duergar kin and actually become a gray dwarf at the cost of a 1-level transition class.

This transition class assumes the base creature is a hill dwarf (a standard dwarf as presented in the *Player's Handbook*), though it can easily be adapted for other dwarf subtypes (such as the gold dwarves of the *Forgotten Realms Campaign Setting*).

Table SP-27: The Dwarf/Duergar Transition Class

Level	CR	Special
1st	+1	Cha -2, darkvision 120 ft., <i>enlarge person</i> , immunities, <i>invisibility</i> , languages, light sensitivity, skill bonuses

Dwarf/Duergar Transition Class Features

All of the following are class features of the dwarf/duergar transition class.

Ability Score Changes: The indicated ability score increases or decreases by the amount noted.

Darkvision (Ex): When the dwarf/duergar reaches 1st level, the range of his darkvision increases to 120 feet.

Enlarge Person (Sp): Once per day, a dwarf/duergar may use *enlarge person* (caster level equals twice the dwarf/duergar's character level, minimum 3rd). This ability affects only the character and whatever he carries.

Immunities: The dwarf/duergar becomes immune to paralysis, phantasms, and poison. This ability replaces the base dwarf's resistance to poison.

Invisibility (Sp): A dwarf/duergar may use *invisibility* (caster level equals twice the dwarf/duergar's character level, minimum 3rd) once per day. This ability affects only the character and whatever he carries.

Languages: The dwarf/duergar becomes fluent in Common, Dwarven, and Undercommon if he was not already. If he has any bonus language slots available, he may select bonus languages from the following list: Draconic, Giant, Goblin, Orc, Terran. These languages are in addition to the hill dwarf's automatic and bonus languages.

Light Sensitivity (Ex): Once the dwarf/duergar completes his transformation, his eyes become sensitive to light. He is dazzled in bright sunlight or within the radius of a *daylight* spell.

Skill Bonuses (Ex): The dwarf/duergar gains a +1 racial bonus on Listen and Spot checks and a +4 racial bonus on Move Silently checks.

The Feytouched/Half-Fey Transition Class

Feytouched creatures bear the fingerprint of the weird and pay for it with a +1 level adjustment. Those who embrace their wild side can go on to become half-fey, and this transition requires only one level instead of the normal two for the standard template class.

Table SP-28: The Feytouched/Half-Fey Transition Class

Level	CR	Special
1st	+1	Wis +2, Cha +2, immunity to enchantments, spell-like abilities, wings

Feytouched/Half-Fey Transition Class Features

All of the following are class features of the feytouched/half-fey transition class.

Ability Score Changes: The indicated ability score increases or decreases by the amount noted.

Immunity to Enchantments (Ex): A feytouched/half-fey is immune to all spells and effects from the Enchantment school.

Spell-Like Abilities: Starting at 1st level, a feytouched/half-fey with an Intelligence or Wisdom score of 8 or better gains spell-like abilities. The exact abilities gained depend on her character level, according to the following table. In each case, the caster level equals the feytouched/half-fey's character level. Save DCs, where applicable, are Charisma-based (10 + spell level + feytouched/half-fey's Charisma modifier).

Minimum Character Level	Spell-Like Abilities Gained
1st	<i>Charm person</i> at will, <i>faerie fire</i> or <i>glitterdust</i> 1/day, <i>hypnotism</i> 1/day
3rd	<i>Detect law</i> 3/day, <i>enthrall</i> or <i>sleep</i> 1/day
5th	<i>Protection from law</i> 3/day
7th	<i>Confusion</i> or <i>emotion</i> 1/day
9th	<i>Eyebite</i> or <i>lesser geas</i> 1/day
11th	<i>Dominate person</i> or <i>hold monster</i> 1/day
13th	<i>Mass invisibility</i> 1/day
15th	<i>Geas/quest</i> or <i>mass suggestion</i> 1/day
17th	<i>Insanity</i> or <i>mass charm</i> 1/day
19th	<i>Otto's irresistible dance</i> 1/day

Wings (Ex): A feytouched/half-fey grows insectlike wings (usually butterfly-type), which she may use to fly at up to double her base land speed with good maneuverability.

The Half-Drow/Drow Transition Template Class

A half-drow is a half-elf born of a human and drow union. A half-drow typically has dusky skin, silver or white hair, and eyes of some normal human shade. Half-drow have the abilities of normal half-elves except that they have darkvision (60-foot range) instead of low-light vision. A half-drow who wishes to explore his dark elf heritage can become a full drow with a 2-level transition class.

Table SP-29: The Half-Drow/Drow Transition Class

Level	CR	Special
1st	+1	Dex +2, Con -2, <i>dancing lights</i> , darkvision 120 ft., <i>faerie fire</i> , favored class, skill bonuses, spell resistance (lesser)

2nd +1 Int +2, Cha +2, *darkness*, languages, light blindness, proficiencies, saving throw bonuses, spell resistance (greater)

Half-Drow/Drow Transition Class Features

All of the following are class features of the half-drow/drow transition class.

Ability Score Changes: The indicated ability score increases or decreases by the amount noted.

***Dancing Lights* (Sp):** A half-drow/drow may use *dancing lights* (caster level equals half-drow/drow's character level) once per day.

Darkvision (Ex): When the half-drow/drow reaches 1st level, the range of his darkvision increases to 120 feet.

***Faerie Fire* (Sp):** At 1st level, the half-drow/drow may use *faerie fire* (caster level equals half-drow/drow's character level) once per day.

Favored Class: A half-drow/drow who adopts this transition class may keep his original favored class ("any") or adopt the standard drow favored class (wizard if male, cleric if female).

Skill Bonuses: The character's racial bonus on Listen, Search, and Spot checks increases from +1 to +2. Furthermore, a half-drow/drow who merely passes within 5 feet of a secret or concealed door is entitled to a Search check to notice it as if he were actively looking for it.

Spell Resistance (Su): At 1st level, the half-drow/drow gains spell resistance equal to 5 + character level. At 2nd level, his spell resistance increases to 11 + character level.

***Darkness* (Sp):** At 2nd level, the half-drow/drow may use *darkness* (caster level equals half-drow/drow's character level) once per day.

Languages: At 2nd level, the half-drow/drow becomes fluent in Common, Elven, and Undercommon if he was not already. If he has any bonus languages slots available, he may select bonus languages from the following list: Abyssal, Aquan, Draconic, Drow Sign Language, Gnome, Goblin. These choices are in addition to the half-elven automatic and bonus languages. (Their bonus languages are normally "any," but this ability enables the drow to learn special languages that a DM might deny to surface dwellers.)

Light Blindness (Ex): Abrupt exposure to bright light (such as sunlight or a *daylight* spell) blinds a half-drow/drow for 1 round. On subsequent rounds, he is dazzled as long as he remains in the affected area.

Proficiencies: At 2nd level, a half-drow/drow becomes proficient with the hand crossbow, rapier, and short sword if he was not already. If he spent feats to become proficient with these weapons, he may not reassign those feat slots.

Saving Throw Bonuses (Ex): At 2nd level, a half-drow/drow gains a +2 racial bonus on Will saves against spells and spell-like abilities.

The Gnome/Svirfneblin Transition Class

Callarduran Smoothhands is the patron deity of the deep gnomes, or svirfneblin. It is he who watches over them in the deep places of the earth and keeps them safe from drow, duergar, and other evil beings. Surface gnomes can participate in a religious ritual with the clerics of Callarduran to become one of the svirfneblin via a 3-level transition class.

This transition class assumes the base creature is a rock gnome (a standard gnome as presented in the *Player's Handbook*), though it can easily be adapted for other gnome subtypes (such as forest gnomes).

Table SP-30: The Gnome/Svirfneblin Transition Class

Level	CR	Special
1st	+0	Dex +2, Cha -2, darkvision 60 ft., <i>disguise self</i> , Hide bonus +0/+2, languages, saving throw bonus +1, stonecunning
2nd	+1	Wis +2, <i>blur</i> , darkvision 120 ft., favored class, Hide bonus +2/+4, saving throw bonus +2, spell resistance (lesser)
3rd	+1	Cha +2, <i>blindness/deafness</i> , nondetection, spell resistance (greater), svirfneblin dodge

Gnome/Svirfneblin Transition Class Features

All of the following are class features of the gnome/svirfneblin transition class.

Ability Score Changes: The indicated ability score increases or decreases by the amount noted.

Darkvision (Ex): At 1st level, the gnome/svirfneblin gains darkvision to a range of 60 feet. When he reaches 2nd level, the range of her darkvision increases to 120 feet. This ability is in addition to normal gnome low-light vision.

Disguise Self (Sp): The gnome/svirfneblin may use *disguise self* (caster level equals gnome/svirfneblin's class level) once per day.

Hide Bonus: At 1st level, a gnome/svirfneblin gains a +2 racial bonus on Hide checks when underground. At 2nd level, she gains a +2 racial bonus on Hide checks under all circumstances, and her bonus while underground increases to +4.

Languages: The gnome/svirfneblin becomes fluent in Common, Gnome, and Undercommon if she was not already. If she has any bonus languages slots available, she may select bonus languages from the following list: Dwarf, Elf, Giant, Goblin, Orc, Terran. These languages are in addition to the rock gnome automatic and bonus languages.

Saving Throw Bonus: At 1st level, a gnome/svirfneblin gains a +1 racial bonus on all saving throws. This bonus overlaps (does not stack) with her normal +2 racial bonus on saves against illusions. When she reaches 2nd level, her bonus on all saves increases to +2.

Stonecunning: This ability grants a 1st-level or higher gnome/svirfneblin a +2 racial bonus on Search checks to notice unusual stonework, such as sliding walls, stonework traps, new construction (even when built to match the old), unsafe stone surfaces, shaky stone ceilings, and the like. Something that isn't stone but that is disguised as stone also counts as unusual stonework. A gnome/svirfneblin who merely comes within 10 feet of unusual stonework can make a Search check as if she were actively searching, and she can use the Search skill to find stonework traps as a rogue can. A gnome/svirfneblin can also intuit depth, sensing her approximate depth underground as naturally as a human can sense which way is up.

Blur (Sp): At 2nd level, the gnome/svirfneblin may use *blur* (caster level equals gnome/svirfneblin's class level) once per day.

Favored Class: A gnome/svirfneblin taking this class may either keep her original favored class (bard) or adopt the standard svirfneblin favored class (rogue).

Spell Resistance (Su): At 2nd level, the gnome/svirfneblin gains spell resistance equal to 5 + character level. At 2nd level, her spell resistance increases to 11 + character level.

Blindness/Deafness (Sp): Once per day, a 3rd-level gnome/svirfneblin may use *blindness/deafness* (caster level equals gnome/svirfneblin's class level). The save DC is Charisma-based, and a +4 racial bonus applies.

Nondetection (Su): At 3rd level, the gnome/svirfneblin gains a continuous *nondetection* ability, as the spell (caster level equals the character's class level).

Svirfneblin Dodge: When the gnome/svirfneblin reaches 3rd level, her +4 dodge bonus against giants becomes effective against all creatures.

The Tiefling/Half-Fiend Transition Class

A tiefling is born tainted by evil and saddled with a +1 level adjustment. Tieflings who wish to become half-fiends can do so in just three levels instead of the normal four that the standard template class requires.

Table SP-31: The Tiefling/Half-Fiend Transition Class

Level	CR	Special
1st	*	Str +2, Con +2, natural armor +1, 2 claws, bite, poison immunity, resistances (acid 5, cold 5, electricity 5, fire 5), spell-like abilities, spell resistance (lesser)
2nd	**	Str +2, damage reduction, smite good, spell-like abilities

3rd	**	Dex +2, Int +2, Cha +2, resistances (acid 10, cold 10, electricity 10, fire 10), spell-like abilities, spell resistance (greater), wings
-----	----	--

*A 1st-level tiefling/half-fiend with fewer than eleven character levels has a CR adjustment of +1. One with eleven or more character levels has a CR adjustment of +2.

**A 2nd- or 3rd-level tiefling/half-fiend with fewer than five character levels has a CR adjustment of +1. One with five to ten character levels has a CR adjustment of +2. One with eleven or more character levels has a CR adjustment of +3.

Tiefling/Half-Fiend Transition Class Features

All of the following are class features of the tiefling/half-fiend transition class.

Ability Score Changes: The indicated ability score increases or decreases by the amount noted.

Natural Armor Improvements: At 1st level, the tiefling/half-fiend's natural armor bonus increases by +1. A character that does not normally have a natural armor bonus (such as a human) is considered to have an initial natural armor bonus of +0 for the purpose of this ability. Thus, a human's natural armor bonus would increase to +1 at 1st level.

Claws: At 1st level, the tiefling/half-fiend gains two natural claw attacks if he didn't already have them. Each claw attack deals 1d4 points of damage.

Bite: At 1st level, the tiefling/half-fiend gains a natural bite attack if he didn't already have one. His bite attack deals 1d6 points of damage.

Poison Immunity (Ex): At 1st level, a tiefling/half-fiend becomes immune to all poisons.

Resistances (Ex): At 1st level, a tiefling/half-fiend gains acid, cold, and electricity resistance 5. When he reaches 3rd level, each of these resistances increases to 10.

Spell-Like Abilities: Starting at 1st level, a tiefling/half-fiend with an Intelligence or Wisdom score of 8 or better gains spell-like abilities. The exact abilities gained depend on the tiefling/half-fiend's character level and level in the transition class, according to the following table. In each case, the caster level equals the tiefling/half-fiend's character level. Save DCs, where applicable, are Charisma-based (10 + spell level + tiefling/half-fiend's Charisma modifier). These abilities are in addition to his tiefling spell-like abilities.

Minimum Transition Class Level	Minimum Character Level	Spell-Like Abilities Gained
1st	1st	<i>Darkness</i> 3/day
	3rd	<i>Desecrate</i> 1/day
	6th	<i>Unholy blight</i> 1/day
	7th	<i>Poison</i> 3/day
	13th	<i>Unhallow</i> 1/day, <i>unholy aura</i> 3/day

2nd	9th	<i>Contagion</i> 1/day
	15th	<i>Horrid wilting</i> 1/day
	17th	<i>Summon monster IX</i> (fiends only) 1/day
3rd	11th	<i>Blasphemy</i> 1/day
	19th	<i>Destruction</i> 1/day

The character gains each spell-like ability as soon as he meets both qualifications for it. Spell-like abilities are cumulative.

Spell Resistance (Su): At 1st level, a tiefling/half-fiend gains spell resistance equal to his character level (maximum 25). At 3rd level, his spell resistance increases by +10 (maximum 35).

Damage Reduction (Su): A 2nd-level or higher tiefling/half-fiend has damage reduction 5/magic if his character level is 11th or lower, or damage reduction 10/magic if his character level is 12th or higher. A tiefling/half-fiend treats his natural weapons as magic weapons for the purpose of bypassing the damage reduction of other creatures.

Smite Good (Su): Once per day, a tiefling/half-fiend of at least 2nd level may attempt to smite a good creature with one normal melee attack. This attack deals extra damage equal to his character level (maximum +20) against a good foe. If he accidentally smites a creature that is not good, the smite has no effect but is still used up for the day.

Wings (Ex): At 3rd level, a tiefling/half-fiend grows batlike wings, which he may use to fly at up to his base land speed with average maneuverability.

About the Author

Sean K Reynolds spends a remarkable amount of time on trains, where he defeats bandits, solves complex mathematical equations, and shushes noisy children. Then he wakes up. [Check out his website](#). Sean would like to thank Brian Cortijo for coming through with the fey statistics in a pinch.

Level-Adjusted Races

By Sean K Reynolds

In last month's installment, we converted the ghost and the werewolf templates to template classes, thus finishing the templates in the *Monster Manual*. This month, we take the concept in a new direction by examining how monster classes can aid DMs in fitting level-adjusted races seamlessly into adventuring parties.

Racial Classes

In the same manner that the abilities granted by a template can be broken down into a level advancement form, the abilities of a PC race with level adjustments can be divided into base racial abilities (equivalent to a human, elf, or other standard PC race) and racial levels to fill out the remainder of the race's level adjustment. For example, a drow can be broken into a set of "base" drow abilities (LA +0), plus two extra drow levels, thus bringing the character up to her full +2 level adjustment. Racial classes allow a player to create a 1st-level character of a level-adjusted race at the same power level as a 1st-level character of a standard race. Thereafter, the character can take levels in her racial class in order to gain her full complement of racial abilities. These racial class levels follow the normal rules for gaining levels in a template class.

In this article, we'll create racial classes for aasimar, drow, duergar (gray dwarves), feytouched (from the *Fiend Folio*), svirfneblin (deep gnomes), and tieflings. We'll also examine the half-fey template class (from the *Fiend Folio*).

The Aasimar

Aasimar are good choices for players who want a touch of the divine in their mortal characters. This racial class offers a set of base racial abilities plus one racial level.

Aasimar Base Racial Features

All of the following are base racial abilities for the aasimar.

Ability Score Adjustments: +2 Charisma.

Outsider Type: Aasimar are native outsiders. Thus, they are vulnerable to spells and effects that work on creatures of the outsider type but immune to effects that target other types. For example, an aasimar would be subject to the extra damage from an outsider bane sword but immune to *hold person*, since that spell affects only humanoids.

Size: Aasimar are Medium size.

Speed: Aasimar base land speed is 30 feet.

Darkvision (Ex): An aasimar has darkvision to a 60-foot range.

Light (Sp): The aasimar may use *light* (caster level equals aasimar's character level) once per day.

Skill Bonuses: An aasimar has a +2 racial bonus on Listen and Spot checks.

Resistances (Ex): An aasimar starts play with resistance 2 to acid, cold, and electricity.

Automatic Languages: Celestial, Common. *Bonus Languages:* Draconic, Dwarven, Elven, Gnome, Halfling, Sylvan.

Favored Class: Paladin. A multiclass aasimar's paladin class does not count when determining whether an experience point penalty applies.

Table SP-19: The Aasimar Racial Class

Level	CR	Special
1st	+0	Wis +2, <i>daylight</i> , resistances (acid 5, cold 5, electricity 5)

Aasimar Racial Class Features

All of the following are class features of the aasimar racial class.

Ability Score Changes: An aasimar's Wisdom increases by +2 at 1st level.

Daylight (Sp): At 1st level, the aasimar may use *daylight* (caster level equals aasimar's character level) once per day. This ability replaces the base racial feature *light*.

Resistances (Ex): A 1st-level aasimar's acid, cold, and electricity resistances increase to 5 each.

The Drow

Drow characters are popular choices for players who like to play evil characters, as well as for those who enjoy scimitar-wielding, misunderstood outcasts. This racial class offers a set of base racial abilities plus two racial levels.

Drow Base Racial Features

All of the following are base racial abilities for the drow.

Ability Score Adjustments: +2 Dexterity, -2 Constitution, +2 Intelligence.

Size: Drow are Medium size.

Speed: Drow base land speed is 30 feet.

Proficiencies: A drow is proficient with the hand crossbow, rapier, and short sword.

***Dancing Lights* (Sp):** A drow may use *dancing lights* (caster level equals drow's character level) once per day.

Darkvision (Ex): A drow has darkvision to a 60-foot range.

Immunities (Ex): A drow is immune to magic sleep effects.

Light Blindness (Ex): Abrupt exposure to bright light (such as sunlight or a *daylight* spell) blinds a drow for 1 round. On subsequent rounds, he is dazzled as long as he remains in the affected area.

Skill Bonuses: A drow has a +2 racial bonus on Listen, Search, and Spot checks. Furthermore, a drow who merely passes within 5 feet of a secret or concealed door is entitled to a Search check to notice it as if he were actively looking for it.

Automatic Languages: Common, Elven, Undercommon. *Bonus Languages:* Abyssal, Aquan, Draconic, Drow Sign Language, Gnome, Goblin.

Favored Class: Wizard (male) or cleric (female). A multiclass drow's wizard or cleric class (male or female, respectively) does not count when determining whether an experience point penalty applies.

Table SP-20: The Drow Racial Class

Level	CR	Special
1st	+1	Darkvision 120 ft., <i>faerie fire</i> , spell resistance (5 + character level)
2nd	+1	Cha +2, <i>darkness</i> , saving throw bonuses, spell resistance (11 + character level)

Drow Racial Class Features

All of the following are class features of the drow racial class.

Darkvision (Ex): A 1st-level drow's darkvision range increases to 120 feet.

***Faerie Fire* (Sp):** At 1st level, the drow may use *faerie fire* (caster level equals drow's character level) once per day.

Spell Resistance (Su): At 1st level, the drow gains spell resistance equal to 5 + character level. At 2nd level, her spell resistance increases to 11 + character level.

Darkness (Sp): At 2nd level, the drow may use *darkness* (caster level equals drow's character level) once per day.

Saving Throw Bonuses (Ex): At 2nd level, a drow gains a +2 racial bonus on Will saves against spells and spell-like abilities.

The Duergar

A duergar is a good character choice for players who like dwarves with a creepier and darker edge. This racial class offers a set of base racial abilities plus one racial level.

Duergar Base Racial Features

All of the following are base racial abilities for the duergar.

Ability Score Adjustments: +2 Constitution, -4 Charisma.

Size: Duergar are Medium size.

Speed: Duergar base land speed is 20 feet. However, a duergar can move at this speed even when wearing medium or heavy armor or when carrying a medium or heavy load (unlike other creatures, whose speed is reduced in such situations).

Combat Bonuses: A duergar gains a +4 dodge bonus to Armor Class against monsters of the giant type. Any time a creature loses its Dexterity bonus (if any) to Armor Class, such as when it's caught flat-footed, it loses its dodge bonus, too.

Darkvision (Ex): A duergar has darkvision to a 60-foot range.

Enlarge Person (Sp): Once per day, duergar may use *enlarge person* (caster level equals twice the duergar's character level, minimum 3rd). This ability affects only the duergar and whatever she carries.

Light Sensitivity (Ex): Duergar are dazzled in bright sunlight or within the radius of a *daylight* spell.

Stonecunning: This ability grants a duergar a +2 racial bonus on Search checks to notice unusual stonework, such as sliding walls, stonework traps, new construction (even when built to match the old), unsafe stone surfaces, shaky stone ceilings, and the like. Something that isn't stone but that is disguised as stone also counts as unusual stonework. A duergar who merely comes within 10 feet of unusual stonework can make a Search check as if she were actively searching, and she can use the Search skill to find stonework traps as a rogue can. A duergar can also intuit depth, sensing her approximate depth

underground as naturally as a human can sense which way is up.

Saving Throw Bonuses: A duergar gains a +2 racial bonus on saving throws against paralysis, phantasms, poison, spells, and spell-like effects and a +1 racial bonus on attack rolls against orcs and goblinoids.

Skill Bonuses: A duergar gains a +2 racial bonus on Appraise checks that are related to stone or metal items and on Craft checks that are related to stone or metal.

Stability: A duergar gains a +4 bonus on ability checks made to resist being bull rushed or tripped when standing on the ground (but not when climbing, flying, riding, or otherwise not standing firmly on the ground).

Automatic Languages: Common, Dwarven, Undercommon. *Bonus Languages:* Draconic, Giant, Goblin, Orc, Terran.

Favored Class: Fighter. A multiclass duergar's fighter class does not count when determining whether an experience point penalty applies.

Table SP-21: The Duergar Racial Class

Level	CR	Special
1st	+1	Darkvision 120 ft., immunities, <i>invisibility</i> , skill bonuses

Duergar Racial Class Features

All of the following are class features of the duergar racial class.

Darkvision (Ex): A 1st-level duergar's darkvision range increases to 120 feet.

Immunities: At 1st level, the duergar becomes immune to paralysis, phantasms, and poison. This ability replaces the base saving throw bonuses against these effects included in the duergar's base racial features.

Invisibility (Sp): A duergar may use *invisibility* (caster level equals twice the duergar's character level, minimum 3rd) once per day. This ability affects only the duergar and whatever she carries.

Skill Bonuses (Ex): A 1st-level duergar gains a +1 racial bonus on Listen and Spot checks and a +4 racial bonus on Move Silently checks.

The Feytouched

Feytouched are good choices for players who like exotic characters with a touch of mischief and mystery. This racial class offers a set of base racial abilities plus one racial level.

Feytouched Base Racial Features

All of the following are base racial abilities for the feytouched.

Ability Score Adjustments: +2 Dexterity, -2 Constitution, +2 Charisma.

Fey Type: Feytouched are fey. Thus, they are vulnerable to spells and effects that work on creatures of the fey type but immune to effects that target other types. For example, a feytouched would be subject to the extra damage from a fey bane sword but immune to *hold person*, since that spell affects only humanoids.

Size: Feytouched are Medium size.

Speed: Feytouched base land speed is 30 feet.

Low-Light Vision (Ex): A feytouched can see twice as far as a human in starlight, moonlight, torchlight, and similar conditions of poor illumination. He retains the ability to distinguish color and detail under these conditions.

Saving Throw Bonuses: A feytouched has a +4 racial bonus on saving throws against mind-affecting effects.

Automatic Languages: Common, Sylvan. *Bonus Languages:* Elven, Gnome, Halfling.

Favored Class: Bard or rogue. A multiclass feytouched's bard and rogue classes do not count when determining whether an experience point penalty applies.

Table SP-22: The Feytouched Racial Class

Level	CR	Special
1st	+0	<i>Charm person</i> , immunities, skill bonuses

Feytouched Racial Class Features

All of the following are class features of the feytouched racial class.

Charm Person (Sp): A 1st-level feytouched may use *charm person* (caster level equals feytouched's character level; save DC 11 + feytouched's Cha modifier) once per day.

Immunities (Ex): At 1st level, a feytouched becomes immune to all mind-affecting effects. This ability replaces the saving throw bonuses against these effects included in the feytouched's base racial features.

Skill Bonuses: At 1st level, a feytouched gains a +2 racial bonus on Hide and Move Silently checks.

The Half-Fey

Half-fey are the spawn of powerful fey creatures and the mortals they find so intriguing. Often confused by the ignorant with half-fiends, some half-fey grow up tormented by their peers, but a few use their gifts to win over others and become quite popular.

"Half-fey" is usually an inherited template, but it could be acquired through other means as well. Certain mortals who are obsessed with the fey study fey magic and dwell in sylvan places in hopes of gaining power, and a few actually do manage to acquire the half-fey template. Such beings can advance in the half-fey template class, just as natural-born half-fey can if they wish to develop their powers more slowly.

Table SP-23: The Half-Fey Template Class

Level	CR	Special
1st	+0	Dex +2, Cha +2, Con -2, fey type, low-light vision, saving throw bonuses, spell-like abilities
2nd	+1	Wis +2, Cha +2, immunity to enchantment, wings

Half-Fey Template Class Features

All of the following are class features of the half-fey template class.

Ability Score Changes: The indicated ability score increases or decreases by the amount noted. These changes are cumulative.

Fey Type: At 1st level, the half-fey completes her metamorphosis, and her type changes to fey. She becomes vulnerable to spells and effects that work on creatures of the fey type but is immune to effects that target her original type. For example, a half-fey/half-human would be subject to the extra damage from a fey bane sword, but she is immune to *hold person* because that spell affects only humanoids.

Low-Light Vision (Ex): At 1st-level, the half-fey gains low-light vision.

Saving Throw Bonuses (Ex): At 1st level, a half-fey gains a +4 racial bonus on saving throws against spells and effects from the Enchantment school.

Spell-Like Abilities: Starting at 1st level, a half-fey with an Intelligence or Wisdom score of 8 or better gains spell-like abilities. The exact abilities gained depend on the half-fey's character level and level in the template class, according to the following table. In each case, the caster level equals the half-fey's character level. Save DCs, where applicable, are Charisma-based (10 + spell level + half-fey's Cha modifier).

Minimum Half-Fey Level	Minimum Character Level	Spell-Like Abilities Gained
1st	1st	<i>Charm person</i> at will, <i>hypnotism</i> 1/day
	3rd	<i>Detect law</i> 3/day
	5th	<i>Protection from law</i> 3/day
	9th	<i>Eyebite</i> or <i>lesser geas</i> 1/day
	13th	<i>Mass invisibility</i> 1/day
2nd	17th	<i>Insanity</i> or <i>mass charm</i> 1/day
	1st	<i>Faerie fire</i> or <i>glitterdust</i> 1/day
	3rd	<i>Enthrall</i> or <i>sleep</i> 1/day
	7th	<i>Confusion</i> or <i>emotion</i> 1/day
	11th	<i>Dominate person</i> or <i>hold monster</i> 1/day
	15th	<i>Geas/quest</i> or <i>mass suggestion</i> 1/day
	19th	<i>Otto's irresistible dance</i> 1/day

The character gains each spell-like ability as soon as she meets both qualifications for it. Spell-like abilities are cumulative, so a 2nd-level half-fey whose character level is 3rd has *charm person* at will, *detect law* 3/day, *enthrall* or *sleep* 1/day, *faerie fire* or *glitterdust* 1/day, *hypnotism* 1/day.

Immunity to Enchantments (Ex): At 2nd level, a half-fey becomes immune to all spells and effects from the Enchantment school. This ability replaces the saving throw bonus against these effects included in the half-fey's base racial features.

Wings (Ex): At 2nd level, a half-fey grows insectlike wings (usually similar to those of a butterfly) and may use them to fly at up to twice her base land speed with good maneuverability.

The Svirfneblin

Svirfneblin are a popular choice for players who like playing gnomes with a more serious outlook. This racial class offers a set of base racial abilities plus three racial levels.

Svirfneblin Base Racial Features

All of the following are base racial abilities for the svirfneblin.

Ability Score Adjustments: -2 Strength, +2 Dexterity, +2 Constitution, -2 Charisma.

Size: Svirfneblin are Small size. As a Small creature, a svirfneblin gains a +1 size bonus to Armor Class, a +1 size bonus on attack rolls, and a +4 size bonus on Hide checks, but he uses smaller weapons than

humans use, and his lifting and carrying limits are three-quarters of those of a Medium character.

Speed: Svirfneblin base land speed is 20 feet.

Combat Bonuses: A svirfneblin gains a +1 racial bonus on attack rolls against kobolds and goblinoids and a +4 dodge bonus to Armor Class against monsters of the giant type. Any time a creature loses its Dexterity bonus (if any) to Armor Class, such as when it's caught flat-footed, it loses its dodge bonus, too.

Darkvision (Ex): A svirfneblin has darkvision to a 60-foot range.

Illusion Affinity: Add +1 to the Difficulty Class for all saving throws against illusion spells cast by svirfneblin. This adjustment stacks with those from similar effects.

Low-Light Vision (Ex): A svirfneblin can see twice as far as a human in starlight, moonlight, torchlight, and similar conditions of poor illumination. He retains the ability to distinguish color and detail under these conditions.

Saving Throw Bonuses: A svirfneblin gains a +2 racial bonus on saving throws against illusions

Weapon Familiarity: A svirfneblin may treat gnome hooked hammers as martial weapons rather than exotic weapons.

Skill Bonuses: A svirfneblin gains a +2 racial bonus on Listen checks and a +2 racial bonus on Craft (alchemy) checks.

Automatic Languages: Common, Gnome, Undercommon. *Bonus Languages:* Dwarven, Elven, Giant, Goblin, Orc, Terran.

Favored Class: Rogue. A multiclass svirfneblin's rogue class does not count when determining whether an experience point penalty applies.

Table SP-24: The Svirfneblin Racial Class

Level	CR	Special
1st	+0	Wis +2, darkvision 120 ft., <i>disguise self</i> , Hide bonus +0/+2, stonecunning, saving throw bonus +1
2nd	+1	<i>Blur</i> , saving throw bonus +2, Hide bonus +2/+4, spell resistance (5 + character level)
3rd	+1	<i>Blindness/deafness</i> , nondetection, spell resistance (11 + character level), svirfneblin dodge

Svirfneblin Racial Class Features

All of the following are class features of the svirfneblin racial class.

Ability Score Changes: An svirfneblin's Wisdom increases by +2 at 1st level.

Darkvision (Ex): A 1st-level svirfneblin's darkvision range increases to 120 feet.

Hide Bonus: At 1st level, a svirfneblin gains a +2 racial bonus on Hide checks when underground. At 2nd level, he gains a +2 racial bonus on Hide checks under all circumstances, and his bonus while underground increases to +4.

Disguise Self (Sp): The svirfneblin may use *disguise self* (caster level equals svirfneblin's class level) once per day.

Stonecunning: This ability grants a 1st-level or higher svirfneblin a +2 racial bonus on Search checks to notice unusual stonework, such as sliding walls, stonework traps, new construction (even when built to match the old), unsafe stone surfaces, shaky stone ceilings, and the like. Something that isn't stone but that is disguised as stone also counts as unusual stonework. A svirfneblin who merely comes within 10 feet of unusual stonework can make a Search check as if he were actively searching, and he can use the Search skill to find stonework traps as a rogue can. A svirfneblin can also intuit depth, sensing his approximate depth underground as naturally as a human can sense which way is up.

Saving Throw Bonus: At 1st level, a deep gnome gains a +1 racial bonus on all saving throws. This bonus overlaps (does not stack) with his normal +2 racial bonus on saves against illusions. When he reaches 2nd level, his bonus on all saves increases to +2.

Blur (Sp): At 2nd level, the svirfneblin may use *blur* (caster level equals svirfneblin's class level) once per day.

Spell Resistance (Su): At 2nd level, the svirfneblin gains spell resistance equal to 5 + character level. At 2nd level, his spell resistance increases to 11 + character level.

Blindness/Deafness (Sp): Once per day, a 3rd-level svirfneblin may use *blindness/deafness* (caster level equals svirfneblin's class level; save DC 16 + svirfneblin's Cha modifier).

Nondetection (Su): At 3rd level, the deep gnome gains a continuous *nondetection* ability (as the spell, caster level equals svirfneblin's class level).

Svirfneblin Dodge: When the deep gnome reaches 3rd level, his +4 dodge bonus against giants becomes effective against all creatures.

The Tiefling

A tiefling is a fun choice for players who want a humanlike character with a touch of evil or a mysterious background. This racial class offers a set of base racial abilities plus one racial level.

Tiefling Base Racial Features

All of the following are base racial abilities for the tiefling.

Ability Score Adjustments: +2 Dexterity, -2 Charisma.

Outsider Type: Tieflings are native outsiders, so they are vulnerable to spells and effects that work on creatures of the outsider type but immune to effects that target other types. For example, a tiefling would be subject to the extra damage from an outsider bane sword but immune to *hold person*, since that spell affects only humanoids.

Size: Tieflings are Medium size.

Speed: Tiefling base land speed is 30 feet.

Darkvision (Ex): A tiefling has darkvision to a 60-foot range.

Lesser Darkness (Sp): Once per day, the tiefling may use an effect similar to *darkness* (caster level equals tiefling's character level), except that the radius is 5 feet. This ability is the equivalent of a 1st-level spell.

Skill Bonuses: A tiefling has a +2 racial bonus on Bluff and Hide checks.

Resistances (Ex): A tiefling starts play with resistance 2 to cold, electricity, and fire.

Automatic Languages: Common, Infernal. *Bonus Languages:* Draconic, Dwarven, Elven, Gnome, Goblin, Halfling, Orc.

Favored Class: Rogue. A multiclass tiefling's rogue class does not count when determining whether an experience point penalty applies.

Table SP-25: The Tiefling Racial Class

Level	CR	Special
1st	+0	Int +2, <i>darkness</i> , resistances (cold 5, electricity 5, fire 5)

Tiefling Racial Class Features

All of the following are class features of the tiefling racial class.

Ability Score Changes: A tiefling's Intelligence increases by +2 at 1st level.

Darkness (Sp): At 1st level, the tiefling may use *darkness* (caster level equals tiefling's character level) once per day. The ability replaces the base racial feature *lesser darkness*.

Resistances (Ex): A 1st-level tiefling's cold, electricity, and fire resistances increase to 5 each.

About the Author

Sean K Reynolds spends a remarkable amount of time on trains, where he defeats bandits, solves complex mathematical equations, and shushes noisy children. Then he wakes up. [Check out his website](#). Sean would like to thank Brian Cortijo for coming through with the fey statistics in a pinch.

©1995-2003 Wizards of the Coast, Inc., a subsidiary of Hasbro, Inc. All Rights Reserved. Wizards is headquartered in Renton, Washington, PO Box 707, Renton, WA 98057.

Savage Progressions

Ghost and Werewolf Template Classes

By Sean K Reynolds



In last month's installment, we converted the lich and the weretiger templates to template classes. This month, we tackle the ghost and the werewolf-- a 5-level and a 3-level template class, respectively.

The Ghost

Ghosts are the spectral remains of dead creatures that stubbornly refuse to leave the world of the living. Though many adventurers are stubborn, they are no more likely to return as ghosts than normal people are -- perhaps because adventurers often have access to *raise dead* and therefore expect to be brought back to life eventually. Nevertheless, an occasional adventurer does force herself into an undead state through sheer willpower when the life force leaves her body. Like all ghosts, such an adventurer must have a strong reason for persisting in an undead form. Thus, a player wishing to play a ghost character should consult with the DM to develop a suitable reason for the ghost's existence and determine appropriate circumstances under which she can rest in peace.

"Ghost" is an acquired template usually gained upon an intelligent creature's death. Such a creature can advance in the ghost template class and develop her powers slowly if desired.

Table SP-15: The Ghost Template Class

Level	CR	Special
1st	+1	Ethereal, fly, ghostly equipment, ghost skills +2, manifestation, undeath
2nd	+1	Cha +2, lesser ghost powers, turn resistance +2
3rd	+2	Ghost skills +4, rejuvenation
4th	+2	Cha +2, greater ghost powers, ghost skills +6, turn resistance +4
5th	+2	Ghost skills +8

Ghost Template Class Features

All of the following are class features of the ghost template class.

Ethereal (Ex): A ghost is an ethereal creature. On the Ethereal Plane, she is solid and uses the same natural armor bonus on the Ethereal Plane as she did when she was alive. Furthermore, she can interact normally with other creatures on that plane, and her attacks and spells function normally against them.

Like all ethereal creatures, a ghost is invisible to and cannot interact with creatures on the Material Plane,

nor can material creatures harm her (but see manifestation, below). If somehow bodily transported to the Material Plane (with a *plane shift* or *gate* spell, for example) she can physically interact with other material creatures because she is solid, but she cannot manifest or return to the Ethereal Plane without magic.

A ghost is native to both the Ethereal and the Material Planes, so she is not considered extraplanar when on either of those planes.

Fly (Ex): On the Ethereal Plane, a ghost has a fly speed of 30 feet, with perfect maneuverability, though she can also move at same rate she did while alive. A manifested ghost flies as an incorporeal creature with a speed of 30 feet (again with perfect maneuverability).

Ghostly Equipment (Ex): A ghost normally appears with ethereal copies of the equipment and other items she carried when she died. This equipment works normally on the Ethereal Plane, but like all ethereal items, it passes harmlessly through material objects or creatures. A ghost with a ethereal magic weapon can manifest and attack with it, though her attacks are subject to a 50% incorporeal miss chance unless the weapon has the *ghost touch* property. This phenomenon works much like a creature on the Material Plane trying to attack an incorporeal creature with a magical weapon. These ethereal copies of the original items fade away if separated from the ghost or if the ghost is laid to rest.

The original material items that the ghost carried in life remain behind, just as her physical remains do. If another creature seizes one of the originals, the ethereal copy fades away. This loss invariably angers the ghost, who stops at nothing to return the item to its original resting place. A canny ghost character arranges to have her original possessions hidden in a place where they will not be disturbed, so that she can use her ethereal equipment indefinitely.

Ghost Skills: At 1st level, a ghost gains a +2 racial bonus on Hide, Listen, Search, and Spot checks. This bonus increases to +4 at 3rd level, to +6 at 4th level, and to +8 at 5th level.

Manifestation (Su): A ghost on the Ethereal Plane can partially enter the Material Plane at will. Doing so which makes her visible to creatures on the Material Plane, though she remains incorporeal with respect to them. However, she also remains partially on the Ethereal Plane, where she is not incorporeal. Opponents on either the Material Plane or the Ethereal Plane can attack a manifested ghost. The ghost's incorporeality helps to protect her from foes on the Material Plane because of the 50% incorporeal miss chance that applies to attacks from such creatures, but she has no such protection from foes on the Ethereal Plane.

A manifested ghost can attack with a ghost power (see below) that requires a touch attack or with a *ghost touch* weapon (see ghostly equipment, below). Spells cast by a manifested ghost affect both ethereal and material targets normally, except for those that rely on touch, which work only on ethereal targets.

Undeath: A ghost is the undead spirit of a slain person. Thus, at 1st level, her type changes to "undead (augmented humanoid)," and she gains all the normal benefits and drawbacks that go with that type. She no longer has a Constitution score, so she loses any Constitution bonus or penalty to hit points, saving throws, and skill checks, though she uses her Charisma score for Concentration checks. She also becomes immune to many attacks (including critical hits and sneak attacks), but she is subject to turn or rebuke undead attempts and is immediately destroyed if brought to 0 or fewer hit points (but see Rejuvenation, below). All of her Hit Dice (current and future) increase to d12s. (Rather than rerolling all her Hit Dice, just add 4 hp for every d4 she previously had, 3 hp for every d6, 2 hp for every d8, and 1 hp for every d10).

Familiars and animal companions have the normal reaction to the character's death. If such a companion encounters her as a ghost, it feels uncomfortable around her and refuses to continue its former association with her.

Ability Score Changes: The indicated ability score increases or decreases by the amount noted. These changes are cumulative.

Lesser Ghost Power (Su): At 2nd level, a ghost gains one of the following ghost powers. Unless otherwise stated, the DC is 10 + 1/2 ghost's HD + ghost's Cha modifier.

Corrupting Touch (Su): If a ghost with this ability hits a living target with her incorporeal touch attack, she deals 1d6 points of damage. Against an ethereal opponent, she adds her Strength modifier to her attack and damage rolls when using this attack. Against a material opponent, she adds her Dexterity modifier to her attack rolls only.

Frightful Moan (Su): A ghost with this ability can emit a frightful moan as a standard action. Each living creature within a 30-foot spread must succeed on a Will save or become panicked for 2d4 rounds. This ability is a sonic, necromantic, mind-affecting, fear effect. A creature that successfully saves against the moan cannot be affected by the same ghost's moan for 24 hours.

Telekinesis (Su): A ghost with this ability can use *telekinesis* as a standard action (caster level 12th or equal to the ghost's HD, whichever is higher). Each time she uses this power, she must wait 1d4 rounds before doing so again.

Turn Resistance (Ex): At 2nd level, a ghost gains +2 turn resistance. When she reaches 4th level, her turn resistance increases to +4.

Rejuvenation (Su): At 3rd level, a ghost becomes stubbornly attached to its new existence, so it is difficult to get rid of her permanently. Destruction in combat simply allows her a DC 16 level check. Success means that she reforms in 2d4 days with all of the ethereal equipment she had when she was "destroyed." As a rule, the only way to get rid of a ghost permanently is to determine the reason for her existence and set right whatever prevents her from resting in peace. As mentioned in the opening paragraph, the player and DM should discuss what keeps the ghost from staying dead and what circumstances would allow her to rest in peace before the character enters play.

Greater Ghost Power (Su): At 4th level, the ghost can choose one ghost power from the following list or two from the Lesser Ghost Powers list.

Corrupting Gaze (Su): A ghost with this power can blast living beings with a glance at a range of up to 30 feet. Any creature that meet the ghost's gaze must succeed on a Fortitude save or take 2d10 points of damage and 1d4 points of Charisma damage.

Draining Touch (Su): If a ghost with this ability hits a living target with her incorporeal touch attack, she deals 1d4 points of ability drain to any one ability score she selects. With each such successful attack, she heals 5 points of damage to herself. Against an ethereal opponent, she adds her Strength modifier to her attack and damage rolls when using this attack. Against a material opponent, she adds her Dexterity modifier to her attack rolls only.

Horrific Appearance (Su): Any living creature within 60 feet that views a ghost with this ability must succeed on a Fortitude save or immediately take 1d4 points of Strength damage, 1d4 points of Dexterity damage, and 1d4 points of Constitution damage. A creature that successfully saves against this effect cannot be affected by the same ghost's horrific appearance for 24 hours.

Malevolence (Su): Once per round, an ethereal ghost who has this power can merge her body with that of a creature on the Material Plane. This effect is similar to that of a *magic jar* spell (caster level 10th or the ghost's Hit Dice, whichever is higher), except that no receptacle is required. To use this ability, the ghost must be manifested, and she must try to move into the target's space, but doing so does not provoke attacks of opportunity. The target can resist the attack with a successful Will save (DC 15 + the ghost's Cha modifier). A creature that successfully saves is immune to that same ghost's malevolence for 24 hours, and the ghost cannot enter the target's space. If the save fails, the ghost vanishes into the target's body.

The Werewolf

Werewolves are cruel and evil creatures that enjoy killing for the sake of violence and prefer innocents as their targets. Some werewolves enjoy inflicting lycanthropy on good folks by attacking them and stopping short of killing them. Others kill ruthlessly by night and often prey on family and friends. Still others spread their infectious curse among like-minded creatures to create a pack of shapechanging allies. Because of these predilections, afflicted werewolves are fairly common.

A character who chooses to keep his lycanthropic curse can progress in the werewolf template class to gain werewolf abilities. This template class can also be used by natural werewolves who wish to start play at lower levels and develop their powers, or for characters who somehow acquire this form of lycanthropy from another source.

This template class can be taken only by a lycanthrope who is aware of his condition, whether because he was born a werewolf or because he realizes that he is afflicted with lycanthropy. Any ability noted as applying to all forms is available to the werewolf in his natural, hybrid, and animal forms, but not forms acquired via *polymorph* or other means.

Each lycanthrope template class has three levels, but only natural lycanthropes can take all the levels it offers. An afflicted lycanthrope can take only 1st and 2nd levels in the class, since his level adjustment is +2 instead of +3.

Lycanthrope template classes also follow special rules relating to the benefits such characters acquire from their animal natures. The template allows for a level adjustment of +3 (or +2 for afflicted lycanthropes), but that value does not include the Hit Dice from the lycanthrope's animal form. So while a 1st-level human natural werewolf warrior (as presented in the *Monster Manual*) has a level adjustment of +3, his ECL is actually 6 -- 1 from his warrior Hit Die, +3 from the template, +2 for his wolf Hit Dice.

Thus, in addition to the levels offered via the appropriate lycanthrope template class, each kind of lycanthrope also has a separate (optional) class progression for his animal abilities. Essentially, a character progressing as a lycanthrope multiclassed into the template class and can also multiclass into the appropriate animal class if desired.

The animal class is entirely optional. No would-be lycanthrope is required to take it, but doing so is an advantage, since a character without it is weaker than other lycanthropes of the same type. Taking levels in the appropriate animal template class gives the character the animal's Hit Dice and hit points (in all forms), saving throw bonuses (in all forms), skill points (in all forms), racial skill bonuses (in all forms), conditional skill modifiers (in animal form), ability score modifiers (in hybrid or animal form), natural armor bonus, and special attacks (such as the wolf's trip). Levels in the animal class may be taken at any point after the character takes one level in the lycanthrope template class. He is also free to take levels in other classes between levels of the template class and the animal class, as desired. The animal class, like the template class, does not count when determining whether a character takes an XP penalty for multiclassing.

An afflicted werewolf that is cured of lycanthropy (as described in the *Monster Manual* on page 178) immediately loses all werewolf template class levels and wolf class levels (if any). These levels cannot be restored with *restoration* or similar magic; they are simply gone. Most lycanthropes that do not wish to lose their lycanthropy in this way deliberately fail their saving throws against the spell in order to prevent this traumatic change.

The werewolf template class can also be used for werewolf lords. The only difference is that a werewolf lord must use Table SP-18 for advancement, while a normal werewolf uses Table SP-17.

Table SP-16: The Werewolf Template Class

Level	CR	Special
1st	+1	Wis +2, natural armor +2, alternate form (wolf), low-light vision, shapechanger subtype, werewolf feat (Track)
2nd	+1	Alternate form (hybrid), wolf empathy, damage reduction (5/silver), werewolf feats (Iron Will, Weapon Focus [bite])
3rd	+2	Curse of lycanthropy, damage reduction (10/silver)

Werewolf Template Class Features

All of the following are class features of the werewolf template class.

Ability Score Changes: The indicated ability score increases or decreases by the amount noted. These changes are cumulative.

Natural Armor Improvements: At 1st level, the werewolf's natural armor bonus increases by +2. A character who does not normally have a natural armor bonus (such as a human) is considered to have an initial natural armor bonus of +0 for the purpose of this ability. Thus, a human's natural armor bonus would increase to +2 at 1st level. These changes are cumulative. The werewolf also gains additional natural armor increases in hybrid or animal form from the animal class.

Alternate Form (Su): At 1st level, the werewolf can take the form of a wolf, and he undergoes this change involuntarily on the nights of the full moon or in times of stress, as described in the *Monster Manual*. Unless the werewolf is a natural lycanthrope, he does not automatically have control over this ability and must attempt a Control Shape check to intentionally change form or to resist an involuntary change. For an

afflicted lycanthrope, Control Shape is a class skill for all classes as well as racial Hit Dice, if any. Natural lycanthropes have full control over when they change shape and do not need to take ranks in this skill. Changing form is a standard action that can be attempted once per round.

A werewolf character who is aware of his condition retains his identity and does not lose control of his actions when he changes. Each time he involuntarily changes to his animal form, however, he must make a Will save (DC 15 + number of times he has been in animal form) or permanently assume the alignment of his lycanthrope kind (chaotic evil for werewolves) in all forms. Any voluntary change to wolf or hybrid form immediately and permanently changes the character's alignment to chaotic evil.

Until the character has taken one or more levels in the optional wolf animal class (see Wolf Abilities, below), changing shape to wolf form does not give him the abilities of a wolf -- he simply is able to take that creature's shape, as if he had a perfect disguise. Since this ability is of limited use, most characters taking levels in the werewolf template class choose to take levels of the wolf class as well in order to gain the full abilities of their animal forms.

At 3rd level, the werewolf can assume a hybrid form -- a shape between his humanoid and his wolf forms. As with the wolf form, this change is purely cosmetic unless the character has taken the wolf class to gain the appropriate abilities.

Low-Light Vision (Ex): A 1st-level werewolf gains low-light vision.

Shapechanger Subtype (Ex): At 1st level, the werewolf gains the shapechanger subtype.

Werewolf Bonus Feats: At 1st and 2nd level, the werewolf gains the feats indicated on Table SP-16 as bonus feats, assuming that he doesn't already have them. If the werewolf doesn't meet the prerequisites (if any) for a bonus feat, he gains the feat but cannot use it until he does meet the prerequisites.

Wolf Empathy (Ex): Starting at 2nd level, a werewolf in any form can communicate and empathize with normal or dire wolves. This ability gives him a +4 racial bonus on checks made to influence the attitude of such creatures. It also allows the communication of simple concepts and (if the animal is friendly) commands, such as "friend," "foe," "flee," and "attack."

Damage Reduction (Ex): At 2nd level, the werewolf gains damage reduction 5/silver. At 3rd level, a natural lycanthrope gains damage reduction 10/silver. An afflicted lycanthrope's damage reduction does not improve beyond 5/silver.

Curse of Lycanthropy (Su): At 3rd level, a natural werewolf can infect other creatures with lycanthropy. Any humanoid or giant hit by the bite attack of a werewolf in animal or hybrid form must succeed on a DC 15 Fortitude save or contract lycanthropy. Afflicted lycanthropes do not transmit lycanthropy.

Table SP-17: The Wolf (Lycanthrope) Class

Class	Hit Dice	Base		Ref. Save	Will Save	Skill Points	Special
		Attack Bonus	Fort. Save				

1st	1d8	+0	+2	+2	+0	2 + Int mod.	Str +2, Con +2, natural armor +2, wolf abilities, bite
2nd	2d8	+1	+3	+3	+0	2 + Int mod.	Dex +4, Con +2, scent, trip

Wolf Animal Class Features

All of the following are class features of the wolf class.

Ability Score Changes: The indicated ability score increases or decreases by the amount noted. These changes are cumulative.

Natural Armor Improvements: At 1st level, the character's natural armor bonus increases by +2. A character who does not normally have a natural armor bonus (such as a human) is considered to have an initial natural armor bonus of +0 for the purpose of this ability. Thus, a human's natural armor bonus would increase to +2 at 1st level. These changes are cumulative.

Wolf Abilities (Ex): Upon taking a level in the wolf animal class, the character gains the animal's Hit Dice (in all forms), base attack bonus (in all forms), base saving throw bonuses (in all forms), ability score modifiers (in hybrid and animal forms), skill points (in all forms), and natural armor bonus (in hybrid and animal forms), as well as the special abilities indicated on Table SP-17.

In wolf form, the werewolf's speed changes to 50 feet. Class skills for the wolf racial Hit Dice are Control Shape, Hide, Listen, Move Silently, Spot, and Survival.

Bite: The wolf animal class gives the werewolf a bite attack in his animal and hybrid forms. The bite is a natural weapon that deals 1d6 points of damage.

Scent (Ex): As a 2nd-level wolf, the character gains the scent ability in all forms.

Trip (Ex): A werewolf in hybrid or wolf form that hits with a bite attack can attempt to trip the opponent as a free action without making a touch attack or provoking an attack of opportunity. If the attempt fails, the opponent cannot react to trip the wolf.

The Werewolf Lord

A character can take levels in the dire wolf animal class only if he is a natural or afflicted werewolf lord. Because of the size restrictions on lycanthropy, only Medium, Large, or Huge creatures can become werewolf lords.

Table SP-18: The Dire Wolf (Lycanthrope) Class

		Base					
Class	Hit	Attack	Fort.	Ref.	Will	Skill	
Level	Dice	Bonus	Save	Save	Save	Points	Special

1st	1d8	+0	+2	+2	+2	2 + Int mod.	Str +2, Con +2, natural armor +2, wolf abilities, bite
2nd	2d8	+1	+3	+3	+3	2 + Int mod.	Dex +4, Con +2, scent, trip
3rd	3d8	+2	+3	+3	+3	2 + Int mod.	Str +2, natural armor +1
4th	4d8	+3	+4	+4	+4	2 + Int mod.	Str +2, Large, dire wolf bonus feat (Run)
5th	5d8	+3	+4	+4	+4	2 + Int mod.	Str +4, dire wolf skills
6th	6d8	+4	+5	+5	+5	2 + Int mod.	Str +4, Con +2, dire wolf bonus feat (Alertness)

Dire Wolf Animal Class Features

All of the following are class features of the dire wolf class.

Ability Score Changes: The indicated ability score increases or decreases by the amount noted. These changes are cumulative.

Natural Armor Improvements: At 1st level, the character's natural armor bonus increases by +2. A character who does not normally have a natural armor bonus (such as a human) is considered to have an initial natural armor bonus of +0 for the purpose of this ability. Thus, a human's natural armor bonus would increase to +2 at 1st level. These changes are cumulative.

Wolf Abilities (Ex): Upon taking a level in the dire wolf animal class, the character gains the animal's Hit Dice (in all forms), base attack bonus (in all forms), base saving throw bonuses (in all forms), ability score modifiers (in hybrid and animal forms), skill points (in all forms), and natural armor bonus (in hybrid and animal forms), as well as the special abilities indicated on Table SP-18.

In dire wolf form, the werewolf's speed changes to 50 feet. Class skills for the dire wolf racial Hit Dice are Control Shape, Hide, Listen, Move Silently, Spot, and Survival.

Bite: The wolf animal class gives the werewolf a bite attack in his animal and hybrid forms. The bite is a natural weapon that deals 1d8 points of damage.

Scent (Ex): As a 2nd-level dire wolf, the character gains the scent ability in all forms.

Trip (Ex): A werewolf lord in hybrid or dire wolf form that hits with a bite attack can attempt to trip the opponent as a free action without making a touch attack or provoking an attack of opportunity. If the attempt fails, the opponent cannot react to trip the werewolf lord.

Large (Ex): When the dire werewolf reaches 4th level in the animal class, his animal and hybrid forms become Large size. In either of those forms, he takes a -1 penalty to AC and attack rolls for size, and his Space/Reach changes to 10 ft./5 ft. His ability scores and natural armor bonus change as indicated on Table SP-18.

Dire Wolf Bonus Feats: At 1st and 2nd level, the werewolf lord gains the feats indicated on Table SP-18 as bonus feats, assuming that he doesn't already have them. If the werewolf lord doesn't meet the

prerequisites (if any) for a bonus feat, he gains the feat but cannot use it until he does meet the prerequisites.

About the Author

Sean K Reynolds spends a remarkable amount of time on trains, where he defeats bandits, solves complex mathematical equations, and shushes noisy children. Then he wakes up. [Check out his website.](#)

©1995-2004 Wizards of the Coast, Inc., a subsidiary of Hasbro, Inc. All Rights Reserved. Wizards is headquartered in Renton, Washington, PO Box 707, Renton, WA 98057.

Savage Progressions

Lich and Weretiger Template Classes

By Sean K Reynolds



In last month's installment, we converted the fiendish creature and the werebear templates to template classes. This month, we tackle the lich and the weretiger -- a 4-level and a 3-level template class, respectively.

The Lich Template Class

Feared by mortal beings for their malign magic, their intelligence, and their willingness to embrace undeath for a chance to live forever, liches are evil beings of great power. Though the lich template can be applied to a character all at once to achieve an instantaneous transformation from living to undead, allowing an enemy spellcaster to progress slowly as a lich can be even more useful to a DM. In that way, the NPC can return to foil the PCs time and again before achieving her full potential as a lich. Likewise, an evil character pursuing lichdom can experience the process in slow steps while continuing to adventure with her allies, rather than gaining all the template's powers at once and immediately surpassing her comrades in terms of sheer power.

The lich template class has two special requirements. First, the base character must have the Craft Wondrous Item feat so that she can make a phylactery to hold her life force. The would-be lich must craft her phylactery over time, as described below. Second, she must be able to cast spells at a caster level of 11th or higher. It is this power, coupled with the knowledge of the process required, that allows the transformation to occur.

Table SP-12: The Lich Template Class

Lich Class Level	CR	Special
1st	+0	Int +2, natural armor +2, lich skills +2, damaging touch 1d6+5, paralyzing touch (1d4 rounds), resistances (cold 5, electricity 5)
2nd	+1	Natural armor +3, lich skills +4, damage reduction 5/bludgeoning and magic, damaging touch (1d8+5), fear aura (10-ft. radius), fortification (light), paralyzing touch (1d4 minutes), phylactery (1st stage), resistances (cold 10, electricity 10)
3rd	+2	Wis +2, natural armor +4, lich skills +6, damage reduction 10/bludgeoning and magic, fear aura (30-ft. radius), fortification (moderate), paralyzing touch (1d4 hours), phylactery (2nd stage), resistances (cold 20, electricity 20)
4th	+2	Cha +2, natural armor +5, lich skills +8, damage reduction 15/bludgeoning and magic, fear aura (60-ft. radius), immunities (cold, electricity, polymorph), paralyzing touch (permanent), phylactery (3rd stage), turn resistance +4, undeath

Lich Template Class Features

All of the following are class features of the lich template class.

Ability Score Changes: The indicated ability score increases or decreases by the amount noted. These changes are cumulative. At first, a would-be lich gains an intellectual understanding of the process necessary to become a lich (represented by the Intelligence increase at 1st level). Then she gains the intuitive understanding of what the process entails (represented by the Wisdom increase at 3rd level). Finally, she gains a surge of confidence as the process is completed (represented by the Charisma increase at 4th level).

Natural Armor Replacement: At each level of the lich template class, the character uses either her existing natural armor bonus or the value given in Table SP-12, whichever is greater. A character that does not normally have a natural armor bonus (such as a human) is considered to have an initial natural armor bonus of +0 for the purpose of this ability. Thus, a human's natural armor bonus would become +2 at 1st level, +3 at 2nd level, +4 at 3rd level, and +5 at 4th level.

For example, a bugbear normally has a +3 natural armor bonus. Thus, a bugbear wizard 11 who chose to become a lich would gain no benefit from this ability until she attained 3rd level in the template class, since only then does the natural armor bonus granted by the template surpass that granted by her race.

Any item or effect that provides an enhancement bonus to natural armor functions normally for a lich -- that is, its bonus is added to the lich's base natural armor bonus. Thus, an *amulet of natural armor* +2 would give a bugbear wizard 11/lich 1 a total natural armor bonus of +5 (+3 base for bugbear, +2 from the amulet). That same bugbear as a wizard 11/lich 4 would have a natural armor bonus of +7 (+5 from the template class and +2 from the amulet).

Lich Skills: At 1st level, a lich gains a +2 racial bonus on Hide, Listen, Move Silently, Search, Sense Motive, and Spot checks. This bonus increases to +4 at 2nd level, to +6 at 3rd level, and to +8 at 4th level.

Damaging Touch (Su): At 1st level, a lich's touch deals 1d6+5 points of negative energy damage to any living target. A Will save (DC 10 + 1/2 lich's HD + lich's Cha modifier) halves this damage. A lich who attacks with a natural weapon may deal this damage in addition to the normal damage for that attack. When the lich reaches 2nd level, the damage for her touch increases to 1d8+5 points.

Paralyzing Touch (Su): Any living creature hit by a lich's touch attack must succeed on a Fortitude save (DC 10 + 1/2 lich's HD + lich's Cha modifier) or be paralyzed for 1d4 rounds. A lich who attacks with a natural weapon may deal this damage in addition to the normal damage for that attack. *Remove paralysis* or any effect that can remove a curse frees the victim, but the effect cannot be dispelled. Anyone paralyzed by a lich seems dead, though a successful DC 20 Spot check or DC 15 Heal check reveals that the victim is still alive.

At 2nd level, the duration of this effect increases to 1d4 minutes. At 3rd level, the duration increases to 1d4 hours. At 4th level, the effect is permanent until removed.

Resistances (Ex): At 1st level, a lich gains resistance to cold 5 and electricity 5. Each of these resistances

increases to 10 at 2nd level and to 20 at 3rd level.

Damage Reduction (Su): At 2nd level, a lich gains damage reduction 5/bludgeoning and magic. Her natural weapons are treated as magic weapons for the purpose of overcoming damage reduction. Her damage reduction increases to 10/bludgeoning and magic at 3rd level and to 15/bludgeoning and magic at 4th level.

Fear Aura (Su): Beginning at 2nd level, a lich is shrouded in a dreadful aura of death and evil. Any creature in a 10-foot radius that looks at her must make a Will save if it is within 10 feet of her and has fewer than 5 HD. Failure means the creature is affected as though by a *fear* spell (caster level equals lich's character level). A creature that successfully saves cannot be affected again by the same lich's aura for 24 hours. The lich can negate the effect of her aura by concealing all of her withered flesh and hiding her glowing eyes, usually by means of clothing that covers her entire body coupled with some sort of deep cowled cloak or visored helmet.

The radius of this effect expands to 30 feet at 3rd level and to 60 feet at 4th level.

Fortification (Ex): When a lich attains 2nd level, her internal organs begin to shut down as she continues her metamorphosis into an undead creature and starts to transfer her life energy into her phylactery. Thus, she is treated as if she had the light fortification armor property (25% chance for any critical hit or sneak attack against her to become a normal attack). If she has any version of the fortification special ability from another source (such as a spell or magic item), use the better value. At 3rd level, she is treated as if she had moderate fortification (50% chance for any critical hit or sneak attack against her to become a normal attack).

Phylactery: To complete her transformation to a lich, the character must create a phylactery using the Craft Wondrous Item feat. The phylactery is crafted in three stages, and the lich transfers a bit more of her life force to it at each stage. It does not, however, grant her any of the normal benefits of a phylactery until it is fully completed.

Paying the cost of each stage of its construction is a prerequisite for the corresponding level in the lich template class. Thus, to take the 2nd level in this class, the lich must invest 40,000 gp and 1,600 XP in her phylactery. She must spend the same amount again to take the 3rd level, and once again to take the 4th level (for a total investment of 120,000 gp and 4,800 XP). She can complete the phylactery early if she wishes, though doing so does not grant her any additional abilities until she takes the appropriate levels in the template class.

For the purpose of determining item saving throws, the phylactery has a caster level equal to that of the lich at the time she completed the most recent stage of work. For example, if a human wizard 11/lich 1 crafts the first stage of her phylactery, it is caster level 11th. She gains three more wizard levels before finishing the second stage of construction, giving it caster level 14th. At that point, she takes the 2nd level of the template class. She then takes one more level of wizard and completes the phylactery, which is thereafter caster level 15th.

The most common physical form for a phylactery is a sealed metal box containing strips of parchment on which magical phrases have been transcribed. The box is a Tiny object with 40 hit points, hardness 20, and a break DC of 40. Other kinds of phylacteries can also exist, such as rings, amulets, or similar items.

Once the phylactery has been completed, the lich can avoid permanent destruction as long as her phylactery survives. If she dies or is destroyed, she reappears 1d10 days after her old body's death. She gains her new physical form by grafting her undead spirit to a humanoid corpse, mindless undead, or some weak-minded creature within a few miles of her phylactery. The new body has all the abilities and powers of her old one, though any items she used to carry are lost (probably taken by those who slew her old body). Likewise, any spells or effects bound to her old body with *permanency* do not spontaneously appear on her new one. Most liches who recover from death spend a year or more tracking down their items and learning more about their attackers, and it is not unusual for a lich to wait decades before exacting her revenge.

If the phylactery is destroyed while the lich is still active in a body, her undead life force automatically joins that body. She takes no penalties of any kind for that joining, but without a phylactery, she cannot recover if her body is subsequently destroyed. She may create a new phylactery to replace a lost one if she has the time and resources to do so.

Turn Resistance (Ex): At 4th level, a lich gains +4 turn resistance. She is treated as an undead with 4 more Hit Dice than she actually has for the purpose of turn, rebuke, command, or bolster attempts.

Immunities (Ex): A 4th-level lich is immune to cold, electricity, and polymorph, though she can still use *polymorph* effects on herself.

Undeath: Upon reaching 4th level, the lich becomes fully undead. Her type changes to undead, and she gains all the normal benefits and drawbacks that go with that type. She no longer has a Constitution score, so she loses any Constitution bonus or penalty to hit points, saving throws, and skills. She also becomes immune to many attacks (including critical hits and sneak attacks, rendering her fortification ability redundant), but she is subject to turn and rebuke attempts and is immediately destroyed if brought to 0 or fewer hit points (though her phylactery prevents "permanent" destruction). All of her Hit Dice (current and future) increase to d12s. (Rather than rerolling all her Hit Dice, just add 4 hit points for every d4 she previously had, 3 hp for every d6, 2 hp for every d8, and 1 hp for every d10.) In addition, her alignment immediately changes to evil if it was not already.

A lich cleric becomes an ex-cleric at this time if her deity does not allow evil clerics. However, she can remedy this situation either by offering her allegiance to a god that does accept evil clerics or by devoting herself to an evil cause or a source of evil divine power (selecting new domains if appropriate). A lich cleric who could previously turn undead loses that ability but gains the ability to rebuke undead. Likewise, a lich cleric who could previously spontaneously cast *cure* spells can now do so with *inflict* spells.

Upon gaining the undead template, a lich sorcerer or wizard is shunned by her familiar unless it is a bat or rat, but she can acquire a bat or rat familiar to replace her previous one in the usual way.

The Weretiger

Weretigers are powerful but secretive creatures that prefer to remain hidden from humanoid civilization. But unlike wererats (who usually seek solitude for criminal purposes), weretigers simply enjoy working and hunting alone.

Affliction with this form of lycanthropy only rarely occurs by accident, since weretigers normally attack only for food and choose easy prey. Now and then, however, a weretiger is driven away from its intended kill after only wounding it, and the victim survives with the lycanthropic curse. Occasionally, a pride of natural weretigers deliberately infects another creature with lycanthropy in order to strengthen the numbers of the group.

A character who chooses to keep his lycanthropic curse can progress in the weretiger template class to gain weretiger abilities. This template class can also be used by natural weretigers who wish to start play at lower levels and develop their powers, or for characters who somehow acquire this form of lycanthropy from another source.

This template class can be taken only by a lycanthrope who is aware of his condition, whether because he was born a weretiger or because he realizes that he is afflicted with lycanthropy. Any ability noted as applying to all forms is available to the weretiger in his natural, hybrid, and animal forms, but not forms acquired via *polymorph* or other means.

Each lycanthrope template class has three levels, but only natural lycanthropes can take all the levels it offers. An afflicted lycanthrope can take only 1st and 2nd levels in the class, since his level adjustment is +2 instead of +3.

Lycanthrope template classes also follow special rules relating to the benefits such characters acquire from their animal natures. The template allows for a level adjustment of +3 (or +2 for afflicted lycanthropes), but that value does not include the Hit Dice from the lycanthrope's animal form. So while a 1st-level human natural weretiger warrior (as presented in the *Monster Manual*) has a level adjustment of +3, his ECL is actually 7 -- 1 from his warrior Hit Die, +3 from the template, +6 for his tiger Hit Dice.

Thus, in addition to the levels offered via the appropriate lycanthrope template class, each kind of lycanthrope also has a separate (optional) class progression for his animal abilities. Essentially, a character progressing as a lycanthrope multiclassed into the template class and can also multiclass into the appropriate animal class if desired.

The animal class is entirely optional. No would-be lycanthrope is required to take it, but doing so is an advantage, since a character without it is weaker than other lycanthropes of the same type. Taking levels in the appropriate animal template class gives the character the animal's Hit Dice and hit points (in all forms), saving throw bonuses (in all forms), skill points (in all forms), racial skill bonuses (in all forms), conditional skill modifiers (in animal form), ability score modifiers (in hybrid or animal form), natural armor bonus, and special attacks (such as the tiger's rake). Levels in the animal class may be taken at any point after the character takes one level in the lycanthrope template class. He is also free to take levels in other classes between levels of the template class and the animal class, as desired. The animal class, like the template class, does not count when determining whether a character takes an XP penalty for multiclassing.

An afflicted weretiger that is cured of lycanthropy (as described in the *Monster Manual* on page 178) immediately loses all weretiger template class levels and tiger class levels (if any). These levels cannot be restored with *restoration* or similar magic; they are simply gone. Most lycanthropes that do not wish to lose their lycanthropy in this way deliberately fail their saving throws against the spell in order to prevent this traumatic change.

Table SP-13: The Weretiger Template Class

Level	CR	Special
1st	+1	Wis +2, natural armor +2, alternate form (tiger), low-light vision, shapechanger subtype, weretiger feat (Alertness)
2nd	+1	Alternate form (hybrid), tiger empathy, damage reduction 5/silver, weretiger feats (Improved Natural Attack [bite], Improved Natural Attack [claw])
3rd	+2	Curse of lycanthropy, damage reduction 10/silver

Weretiger Template Class Features

All of the following are class features of the weretiger template class.

Ability Score Changes: The indicated ability score increases or decreases by the amount noted. These changes are cumulative.

Natural Armor Improvements: At 1st level, the weretiger's natural armor bonus increases by +2. A character that does not normally have a natural armor bonus (such as a human) is considered to have an initial natural armor bonus of +0 for the purpose of this ability. Thus, a human's natural armor bonus would increase to +2 at 1st level. These changes are cumulative. The weretiger also gains additional natural armor increases in hybrid or animal form from the animal class.

Alternate Form (Su): At 1st level, the weretiger can take the form of a tiger, and he undergoes this change involuntarily on the nights of the full moon or in times of stress, as described in the *Monster Manual*. Unless the weretiger is a natural lycanthrope, he does not automatically have control over this ability and must attempt a Control Shape check to intentionally change form or to resist an involuntary change. For an afflicted lycanthrope, Control Shape is a class skill for all classes as well as racial Hit Dice, if any. Natural lycanthropes have full control over when they change shape and do not need to take ranks in this skill. Changing form is a standard action that can be attempted once per round.

A weretiger character who is aware of his condition retains his identity and does not lose control of his actions when he changes. Each time he involuntarily changes to his animal form, however, he must make a Will save (DC 15 + number of times he has been in animal form) or permanently assume the alignment of his lycanthrope kind (neutral for weretigers) in all forms. Any voluntary change to tiger or hybrid form immediately and permanently changes the character's alignment to neutral.

Until the character has taken one or more levels in the optional tiger animal class (see Tiger Abilities, below), changing shape to tiger form does not give him the abilities of a tiger -- he simply is able to take that creature's shape, as if he had a perfect disguise. Since this ability is of limited use, most characters taking levels in the weretiger template class choose to take levels of the tiger class as well in order to gain the full abilities of their animal forms.

At 2nd level, the weretiger can assume a hybrid form -- a shape between his humanoid and his tiger forms. As with the tiger form, this change is purely cosmetic unless the character has taken the tiger class to gain the appropriate abilities.

Low-Light Vision (Ex): A 1st-level weretiger gains low-light vision.

Shapechanger Subtype (Ex): At 1st level, the weretiger gains the shapechanger subtype.

Weretiger Bonus Feats: At 1st and 2nd level, the weretiger gains the feats indicated on Table SP-13 as bonus feats, assuming that he doesn't already have them. If the weretiger doesn't meet the prerequisites (if any) for a bonus feat, he gains the feat but cannot use it until he does meet the prerequisites. The Improved Natural Attack feats have no effect until the weretiger gains a bite or claw attack from the tiger animal class or another source (see *Monster Manual*, page 304, for the effects of this feat).

Tiger Empathy (Ex): Starting at 2nd level, a weretiger in any form can communicate and empathize with normal or dire tigers. This ability gives him a +4 racial bonus on checks made to influence the attitude of such creatures. It also allows the communication of simple concepts and (if the animal is friendly) commands, such as "friend," "foe," "flee," and "attack."

Damage Reduction (Ex): At 2nd level, the weretiger gains damage reduction 5/silver. At 3rd level, a natural lycanthrope gains damage reduction 10/silver. An afflicted lycanthrope's damage reduction does not improve beyond 5/silver.

Curse of Lycanthropy (Su): At 3rd level, a natural weretiger can infect other creatures with lycanthropy. Any humanoid or giant hit by the bite attack of a weretiger in animal or hybrid form must succeed on a DC 15 Fortitude save or contract lycanthropy. Afflicted lycanthropes do not transmit lycanthropy.

Table SP-14: The Tiger (Lycanthrope) Class

Class Level	Hit Dice	Base Attack Bonus	Fort. Save	Ref. Save	Will Save	Skill Points	Special
1st	1d8	+0	+2	+2	+0	2 + Int mod.	Str +2, natural armor +2, tiger abilities, bite
2nd	2d8	+1	+3	+3	+0	2 + Int mod.	Str +2, Dex +2, scent
3rd	3d8	+2	+3	+3	+1	2 + Int mod.	Str +2, Con +2, natural armor +1, 2 claws
4th	4d8	+3	+4	+4	+1	2 + Int mod.	Str +2, Con +2, improved grab, Large
5th	5d8	+3	+4	+4	+1	2 + Int mod.	Str +2, Dex +2, natural armor +1, pounce
6th	6d8	+4	+5	+5	+2	2 + Int mod.	Str +2, Con +2, rake

Tiger Animal Class Features

All of the following are class features of the tiger class.**Ability Score Changes:** The indicated ability score increases or decreases by the amount noted. These changes are cumulative.**Natural Armor**

Improvements: At 1st level, the character's natural armor bonus increases by +2. A character that does not normally have a natural armor bonus (such as a human) is considered to have an initial natural armor bonus of +0 for the purpose of this ability. Thus, a human's natural armor bonus would increase to +2 at 1st level. These changes are cumulative.**Tiger Abilities (Ex):** Upon taking a level in the tiger animal class, the character gains the animal's Hit Dice (in all forms), base attack bonus (in all forms), base saving throw bonuses (in all forms), ability score modifiers (in hybrid and animal forms), skill points (in all forms), and natural armor bonus (in hybrid and animal forms), as well as the special abilities indicated on Table SP-14.

When the weretiger is in tiger form, his speed changes to 40 feet. In all forms, he gains a +4 racial bonus on Balance, Hide, and Move Silently checks. When in tiger form and in areas of tall grass or heavy undergrowth, his Hide bonus improves to +8. Class skills for the tiger racial Hit Dice are Balance, Control Shape, Hide, Listen, Move Silently, Spot, and Swim. **Bite:** The tiger animal class gives the weretiger a bite attack in his animal and hybrid forms. The bite is a natural weapon that deals 1d6 points of damage. When he attains 2nd level in the weretiger template class and gains the Improved Natural Attack (bite) feat, his base bite damage improves to 1d8.

Scent (Ex): As a 1st-level tiger, a weretiger in any form gains the scent ability. **Claws:** Upon reaching 3rd level in the tiger class, a weretiger gains two claw attacks in his animal and hybrid forms. His claws are natural weapons, each dealing 1d4 points of damage. When the weretiger attains 2nd level in the weretiger template class and gains the Improved Natural Attack (claw) feat, his base claw damage improves to 1d6.

Improved Grab (Ex): At 4th level in the tiger class, the weretiger gains the improved grab ability. To use it, he must hit a creature at least one size category smaller than himself with a claw attack. He can then attempt to start a grapple as a free action without provoking an attack of opportunity. If he wins the grapple check, he establishes a hold. If he has the rake ability, he can make two rake attacks at the start of each round against a foe that he is grappling. He can use this ability only on creatures at least one size category smaller than himself.

Large (Ex): When a weretiger reaches 4th level in the tiger class, his animal and hybrid forms become Large size. In either of those forms, he takes a -1 penalty to AC and attack rolls because of his size, and his Space/Reach changes to 10 ft./5 ft. His bite and claw damage each increase by one step (see Monster Manual, page 296). His ability scores change as indicated on Table SP-14. **Pounce (Ex):** If a weretiger who is 5th level or higher in the tiger class charges an opponent while in tiger form, he can make a full attack even though he has moved. If he has the rake ability, he can include two rake attacks as part of his full attack.

Rake (Ex): At 6th level in the tiger class, the weretiger gains extra attacks with his rear claws in certain circumstances. When he makes a pounce attack or starts a turn grappling with his claws while in animal form, he can make two additional claw attacks against the target for normal claw damage. The weretiger cannot begin a grapple and rake in the same turn. Rake attacks are not subject to the usual -4 penalty for attacking with a natural weapon in a grapple.

About the Author

Sean K Reynolds spends a remarkable amount of time on trains, where he defeats bandits, solves complex mathematical equations, and shushes noisy children. Then he wakes up. [Check out his website.](#)

Savage Progressions

Fiendish Creature and Werebear Template Classes

By Sean K Reynolds



In last month's installment, we converted the half-fiend and the wereboar templates to template classes. This month, we tackle the fiendish creature and the werebear -- a 2-level and a 3-level template class, respectively.

The Fiendish Creature

Fiendish creatures are evil versions of creatures from the Material Plane. Drawn to the world of mortals by magic, they do the bidding of their summoners for the most part, though some simply wreak havoc on their own until they are slain or banished to their native planes.

"Fiendish" is usually an inherited template, but it could be acquired through special magical rituals as well. Through powerful evil ceremonies or exposure to strange energies from the home planes of fiends, a nonfiendish character can acquire the fiendish template. Such beings can advance in the fiendish template class, just as natural-born fiendish creatures can if they wish to develop their powers more slowly. Since all fiendish creatures are evil, the DM is free to require that a good or neutral character who advances as a fiendish creature become fully evil by the time she has completed the class progression.

Because the fiendish template and the celestial template differ only in alignment focus, the fiendish template class can easily be used as a model to create a celestial template class. The book *Anger of Angels* (also by Sean K Reynolds) from Malhavoc Press presents the celestial template as a template class.

Table SP-9: The Fiendish Template Class

Fiendish Class Level	Character Level	CR	Special
1st	1st-3rd	+0	Darkvision 60 ft., extraplanar subtype, minimum Intelligence, resistances (cold 5, fire 5), smite good, type change
	4th+	+1	
2nd	1st+	+1	Spell resistance
	4th-11th		Damage reduction 5/magic
	8th+	+2	Resistances (cold 10, fire 10)
	12th+		Damage reduction 10/magic

Fiendish Template Class Features

All of the following are class features of the fiendish template class. Many of these features are gained only at certain minimum character levels. When the character gains a new level in any class, consult Table SP-9 to determine whether she gains any new benefits from the fiendish class.

Darkvision (Ex): At 1st level, the fiendish creature gains darkvision to a 60-foot range.

Minimum Intelligence (Ex): If the base character's Intelligence score was below 3, increase it to 3. Do not recalculate her racial skill points (if any), but skill points derived from future Hit Dice use the character's Intelligence score at the time the new levels or Hit Dice are gained, as normal.

Resistances (Ex): At 1st level, a fiendish creature gains resistance 5 to cold and fire. At 2nd level, each of these resistances increases to 10, provided that the fiendish creature has 8 or more HD. The resistances of a fiendish creature with 7 or fewer HD do not change.

Smite Good (Su): Once per day, a fiendish creature may attempt to smite a good creature with one normal melee attack. This attack deals extra damage equal to her character level (maximum +20) against a good foe. If she accidentally smites a creature that is not evil, the smite has no effect but is still used up for the day.

Extraplanar Subtype (Ex): At 1st level, a fiendish character gains the extraplanar subtype.

Type Change (Ex): If the base creature is an animal or vermin, its type changes to magical beast, but otherwise the type is unchanged. If the type does change, do not recalculate the character's Hit Dice, base attack bonus, base save bonuses, or skill points.

Spell Resistance (Su): At 2nd level, a fiendish character gains spell resistance equal to her character level +5 (maximum 25).

Damage Reduction (Su): A 2nd-level fiendish character has no damage reduction if her character level is 3rd or lower. She has damage reduction 5/magic if her character level is between 4th and 11th (inclusive), or damage reduction 10/magic if her character level is 12th or higher. A fiendish character with damage reduction treats her natural weapons as magic weapons for the purpose of bypassing the damage reduction of other creatures.

The Werebear

Werebears are reclusive creatures that prefer to avoid civilization and hunt down evil beings in the wilderness. Though they tend to be moody and easily agitated, werebears are the only good-aligned lycanthropes that are commonly known. Afflicted werebears are rarely created accidentally, since natural werebears are careful to slay their evil enemies outright and reluctant to fight good creatures. Sometimes an ailing or elder werebear arranges to pass on its gifts to a worthy and willing person to ensure that the power to fight evil in this unique way will continue after the original werebear has died.

A character who chooses to keep his lycanthropic curse can progress in the werebear template class to gain werebear abilities. This template class can also be used by natural werebears who wish to start play at lower levels and develop their powers, or for characters who somehow acquire this form of lycanthropy

from another source.

This template class can be taken only by a lycanthrope who is aware of his condition, whether because he was born a werebear or because he realizes that he is afflicted with lycanthropy. Any ability noted as applying to all forms is available to the werebear in his natural, hybrid, and animal forms, but not forms acquired via *polymorph* or other means.

Each lycanthrope template class has three levels, but only natural lycanthropes can take all the levels it offers. An afflicted lycanthrope can take only 1st and 2nd levels in the class, since his level adjustment is +2 instead of +3.

Lycanthrope template classes also follow special rules relating to the benefits such characters acquire from their animal natures. The template allows for a level adjustment of +3 (or +2 for afflicted lycanthropes), but that value does not include the Hit Dice from the lycanthrope's animal form. So while a 1st-level human natural werebear warrior (as presented in the *Monster Manual*) has a level adjustment of +3, his ECL is actually 10 -- 1 from his warrior Hit Die, +3 from the template, +6 for his bear Hit Dice.

Thus, in addition to the levels offered via the appropriate lycanthrope template class, each kind of lycanthrope also has a separate (optional) class progression for his animal abilities. Essentially, a character progressing as a lycanthrope multiclassed into the template class and can also multiclass into the appropriate animal class if desired.

The animal class is entirely optional. No would-be lycanthrope is required to take it, but doing so is an advantage, since a character without it is weaker than other lycanthropes of the same type. Taking levels in the appropriate animal template class gives the character the animal's Hit Dice and hit points (in all forms), saving throw bonuses (in all forms), skill points (in all forms), racial skill bonuses (in all forms), conditional skill modifiers (in animal form), ability score modifiers (in hybrid or animal form), natural armor bonus, and special attacks (such as the bear's improved grab). Levels in the animal class may be taken at any point after the character takes one level in the lycanthrope template class. He is also free to take levels in other classes between levels of the template class and the animal class, as desired. The animal class, like the template class, does not count when determining whether a character takes an XP penalty for multiclassing.

An afflicted werebear that is cured of lycanthropy (as described in the *Monster Manual* on page 178) immediately loses all werebear template class levels and brown bear class levels (if any). These levels cannot be restored with *restoration* or similar magic; they are simply gone. Most lycanthropes that do not wish to lose their lycanthropy in this way deliberately fail their saving throws against the spell in order to prevent this traumatic change.

Table SP-10: The Werebear Template Class

Level	CR	Special
1st	+1	Wis +2, natural armor +2, alternate form (brown bear), low-light vision, shapechanger subtype, werebear feat (Run)
2nd	+1	Alternate form (hybrid), bear empathy, damage reduction (5/silver), werebear feats (Iron Will, Endurance)
3rd	+2	Curse of lycanthropy, damage reduction (10/silver)

Werebear Template Class Features

All of the following are class features of the werebear template class.

Ability Score Changes: The indicated ability score increases or decreases by the amount noted. These changes are cumulative.

Natural Armor Improvements: At 1st level, the werebear's natural armor bonus increases by +2. A character that does not normally have a natural armor bonus (such as a human) is considered to have an initial natural armor bonus of +0 for the purpose of this ability. Thus, a human's natural armor bonus would increase to +2 at 1st level. These changes are cumulative. The werebear also gains additional natural armor increases in hybrid or animal form from the animal class.

Alternate Form (Su): At 1st level, the werebear can take the form of a brown bear, and he undergoes this change involuntarily on the nights of the full moon or in times of stress, as described in the *Monster Manual*. Unless the werebear is a natural lycanthrope, he does not automatically have control over this ability and must attempt a Control Shape check to intentionally change form or to resist an involuntary change. For an afflicted lycanthrope, Control Shape is a class skill for all classes as well as racial Hit Dice, if any. Natural lycanthropes have full control over when they change shape and do not need to take ranks in this skill. Changing form is a standard action that can be attempted once per round.

A werebear character who is aware of his condition retains his identity and does not lose control of his actions when he changes. Each time he involuntarily changes to his animal form, however, he must make a Will save (DC 15 + number of times he has been in animal form) or permanently assume the alignment of his lycanthrope kind (lawful good for werebears) in all forms. Any voluntary change to bear or hybrid form immediately and permanently changes the character's alignment to lawful good.

Until the character has taken one or more levels in the optional bear animal class (see Bear Abilities, below), changing shape to bear form does not give him the abilities of a bear -- he simply is able to take that creature's shape, as if he had a perfect disguise. Since this ability is of limited use, most characters taking levels in the werebear template class choose to take levels of the brown bear class as well in order to gain the full abilities of their animal forms.

At 2nd level, the werebear can assume a hybrid form -- a shape between his humanoid and his bear forms. As with the bear form, this change is purely cosmetic unless the character has taken the brown bear class to gain the appropriate abilities.

Low-Light Vision (Ex): A 1st-level werebear gains low-light vision.

Shapechanger Subtype (Ex): At 1st level, the werebear gains the shapechanger subtype.

Werebear Bonus Feats: At 1st and 2nd level, the werebear gains the feats indicated on Table SP-10 as bonus feats, assuming that he doesn't already have them. If the werebear doesn't meet the prerequisites (if any) for a bonus feat, he gains the feat but cannot use it until he does meet the prerequisites.

Bear Empathy (Ex): Starting at 2nd level, a werebear in any form can communicate and empathize with normal or dire bears. This ability gives him a +4 racial bonus on checks made to influence the attitude of

such creatures. It also allows the communication of simple concepts and (if the animal is friendly) commands, such as "friend," "foe," "flee," and "attack."

Damage Reduction (Ex): At 2nd level, the werebear gains damage reduction 5/silver. At 3rd level, a natural lycanthrope gains damage reduction 10/silver. An afflicted lycanthrope's damage reduction does not improve beyond 5/silver.

Curse of Lycanthropy (Su): At 3rd level, a natural werebear can infect other creatures with lycanthropy. Any humanoid or giant hit by the bite attack of a werebear in animal or hybrid form must succeed on a DC 15 Fortitude save or contract lycanthropy. Afflicted lycanthropes do not transmit lycanthropy.

Table SP-11: The Brown Bear (Lycanthrope) Class

Class Level	Hit Dice	Base Attack Bonus	Fort. Save	Ref. Save	Will Save	Skill Points	Special
1st	1d8	+0	+2	+2	+0	2 + Int mod.	Str +2, Dex +2, natural armor +2, bear abilities, bite
2nd	2d8	+1	+3	+3	+0	2 + Int mod.	Str +2, Con +2, scent
3rd	3d8	+2	+3	+3	+1	2 + Int mod.	Str +2, Con +2, natural armor +2, 2 claws
4th	4d8	+3	+4	+4	+1	2 + Int mod.	Str +2, Con +2, improved grab, Track
5th	5d8	+3	+4	+4	+1	2 + Int mod.	Str +4, Con +2, natural armor +1
6th	6d8	+4	+5	+5	+2	2 + Int mod.	Str +4, Large

Brown Bear Animal Class Features

All of the following are class features of the brown bear class.

Ability Score Changes: The indicated ability score increases or decreases by the amount noted. These changes are cumulative.

Natural Armor Improvements: At 1st level, the character's natural armor bonus increases by +2. A character that does not normally have a natural armor bonus (such as a human) is considered to have an initial natural armor bonus of +0 for the purpose of this ability. Thus, a human's natural armor bonus would increase to +2 at 1st level. These changes are cumulative.

Bear Abilities (Ex): Upon taking a level in the brown bear animal class, the character gains the animal's Hit Dice (in all forms), base attack bonus (in all forms), base saving throw bonuses (in all forms), ability score modifiers (in hybrid and animal forms), skill points (in all forms), and natural armor bonus (in hybrid and animal forms), as well as the special abilities indicated on Table SP-11.

In brown bear form, the werebear's speed changes to 40 feet, and he gains a +4 racial bonus on Swim checks in brown bear form. Class skills for the brown bear racial Hit Dice are Control Shape, Listen, Spot, and Swim.

Bite: The brown bear animal class gives the werebear a bite attack in his animal and hybrid forms. The bite is a natural weapon that deals 1d8 points of damage.

Scent (Ex): As a 1st-level brown bear, a werebear in any form gains the scent ability.

Claws: Upon reaching 3rd level in the brown bear class, a werebear gains two claw attacks in his animal and hybrid forms. His claws are natural weapons, each dealing 1d6 points of damage.

Improved Grab (Ex): At 4th level in the brown bear class, the werebear gains the improved grab ability. To use it, he must hit a creature at least one size category smaller than himself with a claw attack. He can then attempt to start a grapple as a free action without provoking an attack of opportunity.

Track: At 4th level in brown bear class, the werebear gains Track as a bonus feat.

Large (Ex): When a werebear reaches 6th level in the brown bear class, his animal and hybrid forms become Large size. In either of those forms, he takes a -1 penalty to AC and attack rolls because of his size, and his Space/Reach changes to 10 ft./10 ft. His bite damage increases to 2d6 points, and his claw damage increases to 1d8 points. His ability scores change as indicated on Table SP-11.

About the Author

Sean K Reynolds spends a remarkable amount of time on trains, where he defeats bandits, solves complex mathematical equations, and shushes noisy children. Then he wakes up. [Check out his website.](#)

Savage Progressions

Half-Fiend and Wereboar Template Classes

By Sean K Reynolds



In last month's installment, we converted the half-dragon and the wererat templates to 3-level template classes. This month, we tackle the half-fiend and the wereboar -- a 4-level and a 3-level template class, respectively.

The Half-Fiend

Half-fiends are the spawn of mortals and fiends -- powerful demons, devils, or other evil outsiders. Tainted from conception with evil, half-fiends are mistreated by true fiends and feared by mortals. "Half-fiend" is usually an inherited template, but it could be acquired through special magical rituals as well.

Some depraved mortals voluntarily subject themselves to evil power in hopes of becoming more like fiends, and occasionally such tampering results in a half-fiend. Such beings can advance in the half-fiend template class, just as natural-born half-fiends can if they wish to develop their powers more slowly. Because almost all half-fiends are evil, the DM is free to require that a good or neutral character who advances as a half-fiend become fully evil by the time she has completed the class progression.

Because the half-fiend template and half-celestial template differ only in alignment focus, the half-fiend template class can easily be used as a model to create a half-celestial template class. (See the "About the Author" section at the end of this article for more information on another half-celestial class option.)

Table SP-5: The Half-Fiend Template Class

Level	CR	Special
1st	*	Dex +2, natural armor +1, 2 claws, darkvision 60 ft., outsider type, spell-like abilities
2nd	**	Str +2, Con +2, bite, poison immunity, resistances (acid 5, cold 5, electricity 5, fire 5), spell resistance (lesser), spell-like abilities
3rd	***	Str +2, Int +2, damage reduction, smite good, spell-like abilities
4th	***	Dex +2, Int +2, Cha +2, (acid 10, cold 10, electricity 10, fire 10), spell resistance (greater), spell-like abilities, wings

* A 1st-level half-fiend with fewer than 11 HD has a CR adjustment of +0. One with 11 or more HD has a CR adjustment of +1.

** A 1st-level half-fiend with fewer than 11 HD has a CR adjustment of +1. One with 11 or more HD has a CR adjustment of +2.

*** A 1st-level half-fiend with fewer than 5 HD has a CR adjustment of +1. One with 5-10 HD has a CR adjustment of +2. One with 11 or more HD has a CR adjustment of +3.

Half-Fiend Template Class Features

All of the following are class features of the half-fiend template class.

Ability Score Changes: The indicated ability score increases or decreases by the amount noted.

Natural Armor Improvements: At 1st level, the half-fiend's natural armor bonus increases by +1. A character that does not normally have a natural armor bonus (such as a human) is considered to have an initial natural armor bonus of +0 for the purpose of this ability. Thus, a human's natural armor bonus would increase to +1 at 1st level.

Claws: At 1st level, the half-fiend gains two claw attacks if she didn't already have them. For the base damage of her claw attacks, use the appropriate value from the table below if the base creature did not previously have claw attacks. If she did, use either the value from the table or the base creature's claw damage, whichever is better. The half-fiend's claws are natural attacks.

Size	Damage
Fine	--
Diminutive	1
Tiny	1d2
Small	1d3
Medium	1d4
Large	1d6
Huge	1d8
Gargantuan	2d6
Colossal	3d6

Darkvision (Ex): At 1st level, the half-fiend gains darkvision to a 60-foot range.

Spell-Like Abilities: Starting at 1st level, a half-fiend with an Intelligence or Wisdom score of 8 or better gains spell-like abilities. The exact abilities gained depend on the half-fiend's character level and level in the template class, according to the following table. In each case, the caster level equals the half-fiend's character level. Save DCs, where applicable, are Charisma-based (10 + spell level + half-fiend's Charisma modifier).

Minimum Half-Fiend Level	Minimum Character Level	Spell-Like Abilities Gained
1st	1st	<i>Darkness</i> 3/day
	7th	<i>Poison</i> 3/day
	13th	<i>Unhallow</i> 1/day
2nd	3rd	<i>Desecrate</i> 1/day

	6th	<i>Unholy blight</i> 1/day
	13th	<i>Unholy aura</i> 3/day
3rd	9th	<i>Contagion</i> 1/day
	15th	<i>Horrid wilting</i> 1/day
	17th	<i>Summon monster IX</i> (fiends only) 1/day
4th	11th	<i>Blasphemy</i> 1/day
	19th	<i>Destruction</i> 1/day

The character gains each spell-like ability as soon as she meets both qualifications for it. Spell-like abilities are cumulative, so a 2nd-level half-fiend whose character level is 6th has *darkness* (1st-level half-fiend) plus *desecrate* and *unholy blight* (2nd-level half-fiend).

Outsider Type: At 1st level, the half-fiend completes her metamorphosis. Her type changes to outsider (native). She becomes vulnerable to spells and effects that work on creatures of the outsider type but is immune to effects that target her original type. For example, an evil half-human/half-fiend would be subject to the extra damage from an *evil outsider bane* sword, but she is immune to *hold person* because that spell affects only humanoids.

Bite: At 2nd level, the half-fiend gains a bite attack if she didn't already have one. For the base damage of the half-fiend's bite attack, use the appropriate value from the table below if the base creature did not previously have a bite attack. If she did, use either the value from the table or the base creature's bite damage, whichever is better. The half-fiend's bite is a natural attack.

Size	Damage
Fine	1
Diminutive	1d2
Tiny	1d3
Small	1d4
Medium	1d6
Large	1d8
Huge	2d6
Gargantuan	3d6
Colossal	4d6

Poison Immunity (Ex): At 2nd level, a half-fiend becomes immune to all poisons.

Resistances (Ex): At 2nd level, a half-fiend gains resistance 5 to acid, cold, electricity, and fire. At 4th level, each of these resistances increases to 10.

Spell Resistance (Su): At 2nd level, a half-fiend gains spell resistance equal to her character level (maximum 25). At 4th level, her spell resistance increases by +10 (maximum 35).

Damage Reduction (Su): A 3rd-level or higher half-fiend has damage reduction 5/magic if her character level is 11th or lower, or damage reduction 10/magic if her character level is 12th or higher. A half-fiend treats her natural weapons as magic weapons for the purpose of bypassing the damage reduction of other creatures.

Smite Good (Su): Once per day, a half-fiend of at least 3rd level may attempt to smite a good creature with one normal melee attack. This attack deals extra damage equal to her character level (maximum +20) against a good foe. If she accidentally smites a creature that is not evil, the smite has no effect but is still used up for the day.

Wings (Ex): At 4th level, a half-fiend grows batlike wings, which she may use to fly at up to her base land speed with average maneuverability.

The Wereboar

Wereboars are aggressive creatures that often provoke fights to drive other creatures out of their territories, or sometimes just for the sake of fighting. The ease with which a wereboar's ire can be triggered means that a great many creatures can be exposed to the wereboar's curse.

A character who chooses to keep his lycanthropic curse can progress in the wereboar template class to gain wereboar abilities. This template class can also be used by natural wereboars who wish to start play at lower levels and develop their powers, or for characters who somehow acquire this form of lycanthropy from another source.

This template class can be taken only by a lycanthrope who is aware of his condition, whether because he was born a wereboar or because he realizes that he is afflicted with lycanthropy. Any ability noted as applying to all forms is available to the wereboar in his natural, hybrid, and animal forms, but not forms acquired via *polymorph* or other means.

Each lycanthrope template class has three levels, but only natural lycanthropes can take all the levels it offers. An afflicted lycanthrope can take only 1st and 2nd levels in the class, since his level adjustment is +2 instead of +3.

Lycanthrope template classes also follow special rules relating to the benefits such characters acquire from their animal natures. The template allows for a level adjustment of +3 (or +2 for afflicted lycanthropes), but that value does not include the Hit Dice from the lycanthrope's animal form. So while a 1st-level human natural wereboar warrior (as presented in the *Monster Manual*) has a level adjustment of +3, his ECL is actually 7 -- 1 from his warrior Hit Die, +3 from the template, +3 for his boar Hit Dice. Likewise, a 1st-level natural werebear human warrior has an ECL of 10 -- 1 from his warrior Hit Die, +3 from the template, +6 for his bear Hit Dice.

Thus, in addition to the 2 or 3 levels offered via the appropriate lycanthrope template class, each kind of lycanthrope also has a separate (optional) class progression for his animal abilities. Essentially, a character progressing as a lycanthrope multiclassed into the template class and can also multiclass into the appropriate animal class if desired.

The animal class is entirely optional. No would-be lycanthrope is required to take it, but doing so is an advantage, since a character without it is weaker than other lycanthropes of the same type. Taking levels in the appropriate animal template class gives the character the animal's Hit Dice and hit points (in all forms), saving throw bonuses (in all forms), skill points (in all forms), racial skill bonuses (in all forms), conditional skill modifiers (in animal form), ability score modifiers (in hybrid or animal form), natural armor bonus, and special attacks (such as the boar's ferocity). Levels in the animal class may be taken at any point after the character takes one level in the lycanthrope template class. He is also free to take levels in other classes between levels of the template class and the animal class, as desired. The animal class, like the template class, does not count when determining whether a character takes an XP penalty for multiclassing.

An afflicted lycanthrope that is cured of lycanthropy (as described in the *Monster Manual* on page 178) immediately loses all wereboar template class levels and boar class levels (if any). These levels cannot be restored with *restoration* or similar magic; they are simply gone. Most lycanthropes that do not wish to lose their lycanthropy in this way deliberately fail their saving throws against the spell in order to prevent this traumatic change.

The wereboar template class can also be used for dire wereboars. The only difference is that a dire wereboar must use Table SP-8 for advancement, while a normal wereboar uses Table SP-7.

Table SP-6: The Wereboar Template Class

Level	CR	Special
1st	+1	Wis +2, natural armor +2, alternate form (boar), low-light vision, shapechanger subtype, wereboar feat (Alertness)
2nd	+1	Alternate form (hybrid), boar empathy, damage reduction (5/silver), wereboar feats (Iron Will, Toughness)
3rd	+2	Curse of lycanthropy, damage reduction (10/silver)

Wereboar Template Class Features

All of the following are class features of the wereboar template class.

Ability Score Changes: The indicated ability score increases or decreases by the amount noted. These changes are cumulative.

Natural Armor Improvements: At 1st level, the wereboar's natural armor bonus increases by +2. A character that does not normally have a natural armor bonus (such as a human) is considered to have an initial natural armor bonus of +0 for the purpose of this ability. Thus, a human's natural armor bonus would increase to +2 at 1st level. These changes are cumulative.

Alternate Form (Su): At 1st level, the wereboar can take the form of a boar, and he undergoes this change involuntarily on the nights of the full moon or in times of stress, as described in the *Monster Manual*. Unless the wereboar is a natural lycanthrope, he does not automatically have control over this ability and must attempt a Control Shape check to intentionally change form or to resist an involuntary change. For an afflicted lycanthrope, Control Shape is a class skill for all classes as well as racial Hit Dice, if any. Natural lycanthropes have full control over when they change shape and do not need to take ranks in this skill.

Changing form is a standard action that can be attempted once per round.

A wereboar character who is aware of his condition retains his identity and does not lose control of his actions when he changes. Each time he involuntarily changes to his animal form, however, he must make a Will save (DC 15 + number of times he has been in animal form) or permanently assume the alignment of his lycanthrope kind (neutral for wereboars and dire wereboars) in all forms. Any voluntary change to boar or hybrid form immediately and permanently changes the character's alignment to neutral.

Until the character has taken one or more optional levels in the boar animal class (see Boar Abilities, below), changing shape to boar form does not give him the abilities of a boar -- he simply is able to take that creature's shape, as if he had a perfect disguise. Since this ability is of limited use, most characters taking levels in the wereboar template class choose to take levels of the boar class as well in order to gain the full abilities of their animal forms.

At 3rd level, the wereboar can assume a hybrid form -- a shape between his humanoid and his boar forms. As with the boar form, this change is purely cosmetic unless the character has taken the boar class to gain the appropriate abilities.

Low-Light Vision (Ex): A 1st-level wereboar gains low-light vision.

Shapechanger Subtype (Ex): At 1st level, the wereboar gains the shapechanger subtype.

Wereboar Bonus Feats: At 1st and 2nd level, the wereboar gains the feats indicated on Table SP-6 as bonus feats, assuming that he doesn't already have them. If the wereboar doesn't meet the prerequisites (if any) for a bonus feat, he gains the feat but cannot use it until he does meet the prerequisites.

Boar Empathy (Ex): Starting at 2nd level, a wereboar in any form can communicate and empathize with normal or dire boars. This ability gives him a +4 racial bonus on checks made to influence the attitude of boars or dire boars. It also allows the communication of simple concepts and (if the animal is friendly) commands, such as "friend," "foe," "flee," and "attack."

Curse of Lycanthropy (Su): At 3rd level, a natural wereboar can infect other creatures with lycanthropy. Any humanoid or giant hit by the gore attack of a wereboar in animal or hybrid form must succeed on a DC 15 Fortitude save or contract lycanthropy. Afflicted lycanthropes do not transmit lycanthropy.

Damage Reduction (Ex): At 2nd level, the wereboar gains damage reduction 5/silver. At 3rd level, a natural lycanthrope gains damage reduction 10/silver. An afflicted lycanthrope's damage reduction does not improve beyond 5/silver.

Table SP-7: The Boar (Lycanthrope) Class

Class	Hit	Base Attack	Fort.	Ref.	Will	Skill	
Level	Dice	Bonus	Save	Save	Save	Points	Special
1st	1d8	+0	+2	+2	+0	2 + Int mod.	Con +2, natural armor +2, boar abilities, gore
2nd	2d8	+1	+3	+3	+0	2 + Int mod.	Str +2, Con +2, natural armor +2, scent

3rd	3d8	+2	+3	+3	+1	2 + Int mod.	Str +2, Con +2, natural armor +2, ferocity
-----	-----	----	----	----	----	--------------	--

A character can take levels the dire boar animal class only if he is a natural or afflicted dire wereboar. Because of the size restrictions on lycanthropy, only Medium, Large, or Huge creatures can become dire wereboars.

Table SP-8: The Dire Boar (Lycanthrope) Class

Class Level	Hit Dice	Base Attack Bonus	Fort. Save	Ref. Save	Will Save	Skill Points	Special
1st	1d8	+0	+2	+2	+2	2 + Int mod.	Con +2, natural armor +2, boar abilities, gore
2nd	2d8	+1	+3	+3	+3	2 + Int mod.	Str +2, Con +2, natural armor +2, scent
3rd	3d8	+2	+3	+3	+3	2 + Int mod.	Str +2, Con +2, natural armor +2, ferocity
4th	4d8	+3	+4	+4	+4	2 + Int mod.	Str +2
5th	5d8	+3	+4	+4	+4	2 + Int mod.	Str +2
6th	6d8	+4	+5	+5	+5	2 + Int mod.	Str +4, Endurance, Large
7th	7d8	+5	+5	+5	+5	2 + Int mod.	Str +4

Ability Score Changes: The indicated ability score increases or decreases by the amount noted. These changes are cumulative.

Natural Armor Improvements: At 1st level, the character's natural armor bonus increases by +2. A character that does not normally have a natural armor bonus (such as a human) is considered to have an initial natural armor bonus of +0 for the purpose of this ability. Thus, a human's natural armor bonus would increase to +2 at 1st level. These changes are cumulative.

Boar Abilities (Ex): Upon taking a level in the boar or dire boar animal class, the character gains the animal's Hit Dice (in all forms), base attack bonus (in all forms), base saving throw bonuses (in all forms), ability score modifiers (in hybrid and animal forms), skill points (in all forms), and natural armor bonus (in hybrid and animal forms), as well as the special abilities indicated on Table SP-7 or SP-8.

In boar or dire boar form, the wereboar's speed changes to 40 feet. Class skills for the boar or dire boar racial Hit Dice are Control Shape, Listen, and Spot.

Gore: The boar or dire boar animal class gives the wereboar a gore attack. The gore is a natural weapon that deals 1d8 points of damage.

Scent (Ex): As a 1st-level boar or dire boar, a wereboar in any form gains the scent ability.

Ferocity (Ex): Beginning at 2nd level of the boar or dire boar animal class, a wereboar may fight while disabled or dying without penalty.

Endurance: At 6th level in dire boar class, the wereboar gains Endurance as a bonus feat.

Large (Ex): When the dire wereboar reaches 6th level in the animal class, his animal and hybrid forms become Large size. In either of those forms, he takes a -1 penalty to AC and attack rolls for size, and his Space/Reach changes to 10 ft./5 ft. His ability scores and natural armor bonus change as indicated on Table SP-8.

About the Author

Sean K Reynolds spends a remarkable amount of time on trains, where he defeats bandits, solves complex mathematical equations, and shushes noisy children. Then he wakes up. The d20 System product *Anger of Angels* from Malhavoc Press that Sean also wrote presents the half-celestial template as a template class. [Check out his website.](#)

©1995-2004 Wizards of the Coast, Inc., a subsidiary of Hasbro, Inc. All Rights Reserved. Wizards is headquartered in Renton, Washington, PO Box 707, Renton, WA 98057.

Savage Progressions

Half-Dragon and Wererat Template Classes

By Sean K Reynolds



In last month's installment, we established the general rules for creating template classes and converted the vampire template to an 8-level template class. This month, we tackle the half-dragon and wererat -- both 3-level template classes.

The Half-Dragon

With the creation of monster templates, half-dragons of all kinds have become so popular with DMs that some players have begun to wonder if the big lizards ever get around to mating with their own kind. But dragon-blooded beings are just as popular with players who want exotic and powerful characters as they are with DMs who want interesting monsters. The dragon disciple prestige class in the *Dungeon Master's Guide* offers one way for a character to take on more draconic aspects; the half-dragon template offers a different option. Both are equally viable choices, depending on what the player wants to gain. The prestige class requires 10 levels to complete, but it also advances the character's base attack bonus, saving throws, Hit Dice, and skill points. Furthermore, it grants certain powers that aren't available via the template. In contrast, the half-dragon template class presented here allows a character to gain full half-dragon powers in only 3 levels, but at the expense of sacrificing development in certain other areas.

"Half-dragon" is usually an inherited template, but it could be acquired through special magical rituals as well.

Table SP-2: The Half-Dragon Template Class

Level	CR	Special
1	+1	Str +2, Int +2, resistance (lesser), racial HD type increase, natural armor +2, darkvision 60 ft., low-light vision
2	+1	Str +2, Con +2, resistance (greater), 2 claws, bite, natural armor +1, breath weapon 3d8, immunities (lesser)
3	+2	Str +4, Cha +2, immunities (greater), wings, natural armor +1, breath weapon 6d8, dragon type

Half-Dragon Template Class Features

All of the following are class features of the half-dragon template class.

Ability Score Changes: The indicated ability score increases or decreases by the amount noted.

Resistances (Ex): A half-dragon has energy resistance 10 to one type of energy. The specific type is determined by the dragon kind that provided the benefits of the template, according to the following table.

Dragon Variety	Energy Type Resisted
Black	Acid
Blue	Electricity
Brass	Fire
Bronze	Electricity
Copper	Acid
Gold	Fire
Green	Acid
Red	Fire
Silver	Cold
White	Cold

At 2nd level, this resistance increases to 20. At 3rd level, the half-dragon becomes completely immune to the indicated energy type (see Immunities, below).

Racial HD Type Increase (Ex): At 1st level, each of a half-dragon's racial Hit Dice increases by one die type: d4 to d6, d6 to d8, d8 to d10, or d10 to d12. Class Hit Dice are unaffected. Rather than rerolling all racial Hit Dice, you can simply add 1 hit point per racial Hit Die to the half-dragon's hit point total.

Natural Armor Improvements: At every level of the prestige class, the half-dragon's natural armor bonus increases by the indicated amount. A character that does not normally have a natural armor bonus (such as a human) is considered to have an initial natural armor bonus of +0 for the purpose of this ability. Thus, a human's natural armor bonus would increase to +2 at 1st level, to +3 at 2nd level, and finally to +4 at 3rd level.

Darkvision (Ex): At 1st level the half-dragon gains darkvision to a 60-foot range.

Low-Light Vision (Ex): At 1st level, the half-dragon gains low-light vision.

Claws: At 2nd level, the half-dragon gains two claw attacks if she didn't already have them. For the base damage of the half-dragon's claw attacks, use the appropriate value from the table below if the base creature did not previously have claw attacks. If she did, use either the value from the table or the base creature's claw damage, whichever is better. The half-dragon's claws are natural attacks.

Bite: At 2nd level, the half-dragon gains a bite attack if she didn't already have one. For the base damage of the half-dragon's bite attack, use the appropriate value from the table below if the base creature did not previously have a bite attack. If she did, use either the value from the table or the base creature's bite damage, whichever is better. The half-dragon's bite is a natural attack.

Size	Bite Damage	Claw Damage
Fine	1	--
Diminutive	1d2	1
Tiny	1d3	1d2
Small	1d4	1d3
Medium	1d6	1d4
Large	1d8	1d6
Huge	2d6	1d8
Gargantuan	3d6	2d6
Colossal	4d6	3d6

Breath Weapon (Su): At 2nd level, a half-dragon gains a breath weapon similar to that of the dragon that provided the benefits of the template. The breath weapon is usable once per day and allows a Reflex save (DC 10 + 1/2 half-dragon's racial HD + half-dragon's Constitution modifier) for half damage. The shape and size of the breath weapon are given by the following table.

Dragon Variety	Breath Weapon
Black	60-foot line of acid
Blue	60-foot line of lightning
Brass	60-foot line of fire
Bronze	60-foot line of lightning
Copper	60-foot line of acid
Gold	30-foot cone of fire
Green	30-foot cone of corrosive (acid) gas
Red	30-foot cone of fire
Silver	30-foot cone of cold
White	30-foot cone of cold

When first acquired, the breath weapon deals only 3d8 points of damage. When the half-dragon reaches 3rd level, the base damage for the breath weapon increases to 6d8.

Immunities (Ex): At 2nd level, the half-dragon becomes immune to *sleep* and paralysis. When she reaches 3rd level, her template-based energy resistance (see Resistances, above) is replaced by total immunity to that energy type.

Wings (Ex): At 3rd level, a Large or larger half-dragon grows fully functional wings and may use them to fly at up to twice her land speed (maximum 120 feet) with average maneuverability. A Medium or smaller half-dragon either does not grow wings or grows nonfunctional vestigial ones.

Dragon Type: At 3rd level, the half-dragon completes her metamorphosis, and her type changes to dragon. She becomes vulnerable to spells and effects that work on creatures of the dragon type but is immune to effects that target her original type. For example, a half-human/half-dragon would be subject to the extra damage from a *dragon bane* sword, but she is immune to *hold person* because that spell affects only humanoids.

The Wererat

Since most characters spend considerable time in cities, they're bound to encounter wererats at one time or another -- particularly when they make their inevitable exploration of the city's sewer system. A standard wererat's CR is fairly low, so this creature makes an appropriate encounter for a low-level party. However, such characters are more likely than their higher-level counterparts to fail their saving throws against the curse of lycanthropy and become wererats themselves. Characters who choose to keep their lycanthropic curse can progress in the wererat template class to gain wererat abilities. This template class can also be used by natural wererats who wish to start play at lower levels and develop their powers, or for characters who somehow acquire this form of lycanthropy from another source.

This template class assumes that the character is aware of his condition, whether because he was born a wererat or because he realizes he is afflicted with lycanthropy. Any ability noted as applying to all forms is available to the wererat in his natural, hybrid, and animal forms, but not forms acquired via *polymorph* or other means.

Note that each lycanthrope template class has 3 levels, but only natural lycanthropes can take all the levels it offers. An afflicted lycanthrope can take only levels 1 and 2, since his level adjustment is +2 instead of +3.

Lycanthrope template classes also follow special rules relating to the benefits such characters acquire from their animal natures. The template allows for a level adjustment of +3 (or +2 for afflicted lycanthropes), but that value does not include the Hit Dice from the lycanthrope's animal form. So while a 1st-level human natural wererat warrior (as presented in the *Monster Manual*) has a level adjustment of +3, his ECL is actually 5 -- 1 from his warrior Hit Die, +3 from the template, +1 for his dire rat Hit Die. Likewise, a 1st-level natural werebear human warrior has an ECL of 10 -- 1 from his warrior Hit Die, +3 from the template, +6 for his bear Hit Dice.

Thus, in addition to the 2 or 3 levels offered via the appropriate lycanthrope template class, each kind of lycanthrope also has a separate (optional) class progression for his animal abilities. Essentially, a character progressing as a lycanthrope multiclassed into the template class and can also multiclass into the appropriate animal class if desired.

The animal class is entirely optional. No would-be lycanthrope is required to take it, but doing so is an advantage, since a character without it is weaker than other lycanthropes of the same type. Taking levels in the appropriate animal template class (or just 1 level, as is the case with the dire rat animal class) gives the character the animal's Hit Dice and hit points (in all forms), saving throw bonuses (in all forms), skill points (in all forms), racial skill bonuses (in all forms), conditional skill modifiers (in animal form), ability score modifiers (in hybrid or animal form), natural armor bonus, and special attacks (such as the dire rat's ability

to transmit disease). Levels in the animal class may be taken at any point after the character takes 1 level in the lycanthrope template class. He is also free to take levels in other classes between levels of the template class and the animal class, as desired. The animal class, like the template class, does not count when determining whether a character takes an XP penalty for multiclassing.

An afflicted lycanthrope that is cured of his lycanthropy (as described in the *Monster Manual* on page 178) immediately loses all wererat template class levels and dire rat class levels (if any). These levels cannot be restored with *restoration* or similar magic; they are simply gone. Most lycanthropes that do not wish to lose their lycanthropy in this way deliberately fail their saving throws against the spell in order to prevent this traumatic change.

Table SP-3: The Wererat Template Class

Level	CR	Special
1	+1	+2 Wis, natural armor +2, alternate form (dire rat), low-light vision, shapechanger subtype, wererat feat (Alertness)
2	+1	Alternate form (hybrid), damage reduction 5/silver, rat empathy, wererat feats (Iron Will, Weapon Finesse)
3	+2	Curse of lycanthropy, damage reduction 10/silver

Wererat Template Class Features

All of the following are class features of the wererat template class.

Ability Score Changes: The indicated ability score increases or decreases by the amount noted.

Natural Armor Improvements: At 1st level, the wererat's natural armor bonus increases by +2. A character that does not normally have a natural armor bonus (such as a human) is considered to have an initial natural armor bonus of +0 for the purpose of this ability. Thus, a human's natural armor bonus would increase to +2 at 1st level.

Alternate Form (Su): At 1st level, the wererat can take the form of a dire rat, and he undergoes this change involuntarily on the nights of the full moon or in times of stress, as described in the *Monster Manual*. Unless the wererat is a natural lycanthrope, he does not automatically have control over this ability and must attempt a Control Shape check to intentionally change form or to resist an involuntary change. For an afflicted lycanthrope, Control Shape is a class skill for all classes as well as racial Hit Dice, if any. Natural lycanthropes have full control over when they change shape and do not need to take ranks in this skill. Changing form is a standard action that can be attempted once per round.

A wererat who is aware of his condition retains his identity and does not lose control of his actions when he changes. Each time he involuntarily changes to his animal form, however, he must make a Will save (DC 15 + number of times he has been in animal form) or permanently assume the alignment of his lycanthrope type (chaotic evil for wererats) in all forms. Any voluntary change to dire rat or hybrid form immediately and permanently changes the character's alignment to chaotic evil.

Until the character has taken the optional 1 level in the dire rat animal class (see Dire Rat Abilities, below),

changing shape to dire rat form does not give him the abilities of a dire rat -- he simply is able to take that creature's shape, as if he had a perfect disguise. Since this ability is of limited use, most characters taking levels in the wererat template class choose to take the optional 1 level of the dire rat class as well in order to gain the full abilities of their animal forms.

At 2nd level, the wererat gains the ability to assume a hybrid form -- a shape between his humanoid and his dire rat forms. As with the dire rat form, this change is purely cosmetic unless the character has taken the dire rat class to gain the appropriate abilities.

Natural Armor Improvements: At 1st level, the wererat's natural armor bonus increases by +2 in all forms. A character that does not normally have a natural armor bonus (such as a human) is considered to have an initial natural armor bonus of +0 for the purpose of this ability. Thus, a human's natural armor bonus would increase to +2 at 1st level. The wererat also gains additional natural armor increases in his hybrid or animal form if he takes the dire rat class.

Shapechanger Subtype (Ex): At 1st level, the lycanthrope gains the shapechanger subtype.

Wererat Bonus Feats: At 1st and 2nd level, the wererat gains the feats indicated on Table SP-3, assuming that he doesn't already have them. If the wererat doesn't meet the prerequisites (if any) for a bonus feat, he gains the feat but cannot use it until he does meet the prerequisites.

Low-Light Vision (Ex): A 1st-level wererat gains low-light vision.

Rat Empathy (Ex): Starting at 2nd level, a wererat in any form can communicate and empathize with normal or dire rats. This ability gives him a +4 racial bonus on checks made to influence the attitude of rats or dire rats. It also allows the communication of simple concepts and (if the animal is friendly) commands, such as "friend," "foe," "flee," and "attack."

Damage Reduction (Ex): At 2nd level, the wererat gains damage reduction 5/silver. At 3rd level, a natural lycanthrope gains damage reduction 10/silver. An afflicted lycanthrope's damage reduction does not improve beyond 5/silver.

Curse of Lycanthropy (Su): At 3rd level, a natural lycanthrope can infect other creatures with lycanthropy. Any humanoid or giant hit by the bite attack of a wererat in animal or hybrid form must succeed on a DC 15 Fortitude save or contract lycanthropy. Afflicted lycanthropes do not transmit lycanthropy.

Table SP-4: The Dire Rat (Lycanthrope) Class

Class	Hit	Base					
Level	Dice	Attack Bonus	Fort. Save	Ref. Save	Will Save	Skill Points	Special
1	1d8	+0	+2	+2	+2	2 + Int mod.	+6 Dex, +2 Con, natural armor +1, bite, dire rat abilities, disease, scent

Bite: The dire rat animal class gives the wererat a bite attack. The bite is a natural weapon that deals 1d4 points of damage plus disease (see below).

Dire Rat Abilities (Ex): Upon taking a level in the dire rat animal class, the character gains the dire rat's Hit Dice (in all forms), base attack bonus (in all forms), base saving throw bonuses (in all forms), ability score modifiers (in hybrid and animal forms), skill points (in all forms), and natural armor bonus (in hybrid and animal forms), as well as the special abilities indicated on Table SP-4.

In dire rat form, the wererat's speed changes to 40 feet, and he gains a climb speed of 20 feet and a swim speed of 15 feet. Class skills for the dire rat racial Hit Die are Control Shape, Hide, Listen, Move Silently, Spot, and Swim. A wererat in rat or hybrid form uses his Strength or Dexterity modifier (whichever is greater) for Climb and Swim checks. He has a +8 racial bonus on Climb checks in dire rat form and can always choose to take 10 on Climb checks, even if rushed or threatened. He gains a +8 racial bonus on Swim checks in all forms.

Disease (Ex): As a 1st-level dire rat, a wererat in rat or hybrid form transmits filth fever (Fortitude DC 10 + Con modifier, incubation period 1d3 days, damage 1d3 Dex and 1d3 Con) with his bite attack. Upon gaining this ability, a wererat in any form becomes immune to filth fever (that is, he is a carrier of the disease but is never subject to its effects).

Scent (Ex): As a 1st-level dire rat, a wererat in any form gains the scent ability.

About the Author

Sean K Reynolds spends a remarkable amount of time on trains, where he defeats bandits, solves complex mathematical equations, and shushes noisy children. Then he wakes up. [Check out his website.](#)

Savage Progressions

Gaining a Template Midcampaign

By Sean K Reynolds



The **D&D** game offers a very powerful tool for customizing characters and monsters: templates. Who hasn't wanted to play a half-dragon, werewolf, or vampire? Templates make it easy to create such a character, and the *Monster Manual* provides a level adjustment for most templates that tells the Dungeon Master approximately what level of power a templated character has. With this information, the DM can decide whether an incoming character with that template is too powerful or too weak to join an existing adventuring party.

But what if an established character gains a template in the middle of the campaign? Many of the templates presented in the *Monster Manual* are acquired, which means a character can gain them during the course of a game. What happens when your 10th-level ranger is attacked by a lycanthrope, gains the wereboar template, and thereby jumps from ECL 10 to ECL 12? Suddenly your ranger is more powerful than the other PCs, and balancing encounters becomes much more difficult for the DM. An encounter that's challenging for the ranger's allies is easy for him, and one that's challenging for him can be deadly for his allies. Such an imbalance can also make the other players jealous or resentful of the templated character. Fortunately, there is a solution.

Savage Species takes dozens of existing monsters from the *Monster Manual* and presents them as though they were character classes -- that is, it breaks down the monster's benefits into levels and presents them as advancement tables. Thus, a young ogre (ECL 1) could join a 1st-level adventuring party and gain levels along with his friends. Upon reaching his full growth (at an ogre's base ECL of 6), he begins gaining class levels like the rest of the characters.

The *Savage Progressions* article series does the same with templates, breaking each into a number of class levels equal to its level adjustment. Such a treatment allows a character who acquires a template to progress through these template "class levels" just as she would normal character levels, thereby maintaining the same relative level of power as the other PCs in her party. The player of the templated character gets to gain abilities at every level, just as the other PCs do, and her presence doesn't cause balance problems for the DM.

This series of articles will cover all the templates presented in the *Monster Manual* -- inherited as well as acquired. After all, cases might also arise in which inherited templates, which are meant to be present from a character's birth, could nevertheless be acquired midgame. For example, a fighter might submit to a magical process that imbues him with the essence of a dragon, thereby allowing



him to gain levels in the half-dragon template class of his choice. Or a cleric could perform a quest for his church in order to gain levels in the celestial template class. The same balance problems can occur in cases like these, since inherited templates also have level adjustments, so the same process is applicable.

General Rules for Template Classes

The following rules apply to the "class version" of any template.

- A character may take a level in a template class as long as the DM approves and the character has earned enough XP to gain a level.
- The DM may wish to require an appropriate ceremony, quest, ritual, or experience before allowing a character to gain levels in an inherited template class. This same option also applies if a character wants to gain levels in an acquired template class without the appropriate trigger (such as an attack by a wereboar to acquire the afflicted wereboar template).
- Template classes follow the normal rules for template acquisition according to creature type. For example, the wereboar template can be added only to a humanoid or giant. Thus, a half-dragon character (whose inherited template has already changed his type to dragon) could not take levels in the wereboar class.
- Unlike the regular template rules as given in the *Monster Manual* (see Adding More Than One Template, *Monster Manual* page 293), this variant rules system allows a character to gain levels in a desired inherited template class after gaining levels in an acquired template, if desired. (In effect, these rules turn all inherited templates into acquired templates that have special circumstances for acquisition later in a character's life.)
- The DM should disallow certain redundant combinations of monsters and templates. For example, it makes no sense for a hound archon to gain the celestial or half-celestial template, since it is already a kind of celestial.
- A character cannot take levels in a template class if she already has that template or has taken all the levels in that template class. For example, a natural wereboar (a character who already has "wereboar" as an inherited template) cannot take levels in the wereboar template class.
- Characters are not required to complete all the levels of a given template class in uninterrupted succession. For example, a character who takes a level of wereboar could then take a level of fighter and a level of rogue (or any other combination of other class levels) before taking another level of wereboar. A character must still take the first level of wereboar before taking the second, just as with a normal class.
- Each level in a template class increases the character's level adjustment by +1, just as would a level of any other character class.
- Template class levels can be lost due to any effect or circumstance that would normally cause a character to lose a level.
- Levels in a template class do not count when determining whether a character takes an XP penalty for multiclassing.
- In some cases, a certain monster ability presented in the *Monster Manual* for a given template is

split over two or more class levels in a template class (often by limiting how often an ability can be used at the start). Alternatively, variant abilities may be introduced to build toward an ability that is too powerful for a lower-level character. In these situations, the template class features section explains how the ability works at each level. By the time a character has acquired all possible levels in a template class, the completed set of abilities relating to that particular function works exactly like the normal ability described in the *Monster Manual*.

Example: In the vampire template class presented below, the template class has abilities called alternate form (lesser) and alternate form (greater). The description of the alternate form ability given in the class description explains that the vampire initially has access to only two of the vampire's normal alternate forms (bat and wolf) but will eventually be able to assume the other two forms (dire bat and dire wolf), as described in the *Monster Manual*.

Example: In the vampire template class, the character slowly becomes more resistant to critical hits and sneak attacks via the *fortification* armor special ability. This ability thread culminates in immunity to those attack types once the creature finally gains the undead type. At that point, the *fortification* ability becomes redundant and can be ignored, and the vampire built with all levels of the template class works exactly like one built with the *Monster Manual* template.

- Unlike standard character classes (and the "monster classes" from *Savage Species*), most template classes do not increase Hit Dice, base attack bonus, base saving throw bonuses, or skill points with level. They also do not affect when a character acquires feats, since feat acquisition is based on HD, not ECL. However, some of these aspects of the character can be affected indirectly by alterations in Hit Die type, ability score changes, special attacks or qualities, bonus feats, and so on.

The Vampire

"Vampire" is a fairly common acquired template among adventurers. When an adventuring party is attacked by a vampire, those slain by its special abilities may rise as vampires themselves if the proper measures are not taken. If the vampire template is applied to such a character, she would appear to be dead for a time, then return to a tenuous life, slowly succumbing to the seductive lure of the vampire's hunger, sharpened senses, and evil nature.

Table SP-1: The Vampire Template Class

Level CR Special

1	+0	Con -2, blood drain (lesser), resistances (lesser), spawn slavery, spider climb, vampire bonus feats (Alertness, Dodge)
2	+0	Str +2, blood drain (moderate), fortification (light), vampire bonus feats (Improved Initiative, Lightning Reflexes), vampire skills +2
3	+1	Cha +2, Dex +2, coffin sanctuary (lesser), dominate (lesser), gaseous form (lesser), resistances (greater), slam
4	+1	Str +2, alternate form (lesser), blood drain (greater), dominate (moderate), natural armor +2, vampire aversions, vampire skills +4

5	+1	Wis +2, children of the night (lesser), coffin sanctuary (greater) , damage reduction 5/silver and magic, dominate (greater), fortification (moderate), gaseous form (moderate), sunlight & water vulnerability (lesser)
6	+2	Int +2, Str +2, fast healing 1, natural armor +2, vampire skills +6
7	+2	Dex +2, children of the night (greater), create spawn (lesser), dominate (superior), energy drain (lesser), gaseous form (greater), sunlight & water vulnerability (greater), undeath, vampire bonus feat (Combat Reflexes)
8	+2	Cha +2, alternate form (greater), create spawn (greater), damage reduction 10/silver and magic, energy drain (greater), fast healing 5, natural armor +2, turn resistance +4, vampire skills +8

Vampire Template Class Features

All of the following are class features of the vampire template class.

Ability Score Changes: The ability score in question increases or decreases by the indicated amount. Ability score increases are unnamed bonuses that stack with all other bonuses. At 1st level, however, the ability score change is a -2 penalty to Constitution, which represents the physical trauma involved in starting along the path toward undeath. No spell or other effect can remove this penalty.

Blood Drain (Ex): Starting at 1st level, a vampire can attempt to bite a victim with his growing fangs and suck blood. If the vampire makes a successful grapple check and pins the foe, it sucks blood, dealing 1 point of Constitution damage each round that the pin is maintained. With each such successful attack, the vampire gains 1 temporary hit point.

When the vampire reaches 2nd level, his fangs are fully developed, though he has not yet perfected his technique for drawing blood. At this point, his blood drain attack deals 1 point of Constitution drain.

At 4th level, the vampire has mastered the art of drawing blood from a victim. His blood drain attack deals 1d4 points of Constitution drain, and he gains 5 temporary hit points with each successful blood drain.

Resistances (Ex): At 1st level, the vampire gains cold resistance 5 and electricity resistance 5. When he reaches 3rd level, each of these resistances increases to 10.

Spawn Slavery (Su): Typically, a vampire is created when another vampire kills its mortal body by draining all of its blood (see Create Spawn, below). A vampire created in this fashion is under influence of the master vampire's dominate ability, even if it is normally immune to mental control or mind-affecting effects. This control lasts until the master is destroyed. Vampires created through other circumstances (such as unholy rituals or strange, spontaneous magical effects) are not under this sort of control.

Spider Climb (Ex): Beginning at 1st level, the vampire can climb sheer surfaces as though with a *spider climb* spell.

Vampire Bonus Feats: At 1st, 2nd, and 7th level, the vampire gains the feats indicated on Table SP-1, assuming that he doesn't already have them. If the vampire doesn't meet the prerequisites (if any) for a bonus feat, he gains the feat but cannot use it until he does meet the prerequisites.

Fortification (Ex): When the vampire reaches 2nd level, his internal organs begin to cease functioning as they become unnecessary to his altered metabolism. This process makes him less vulnerable to critical hits, sneak attacks, and other attacks that target a creature's vital spots. The vampire is treated as if he had the *light fortification* armor property active at all times. This ability gives him a 25% chance to turn a critical hit or sneak attack against him into a normal attack. If the vampire already has fortification from another source (such as a spell or magic item), use the better value.

At 5th level, this ability becomes moderate fortification (50% chance to turn a critical hit or sneak attack into a normal attack).

Vampire Skills: At 2nd level, a vampire gains a +2 racial bonus on Bluff, Hide, Listen, Move Silently, Search, Sense Motive, and Spot checks. This bonus increases to +4 at 4th level, to +6 at 6th level, and to +8 at 8th level.

Coffin Sanctuary (Ex): Upon reaching 3rd level, a vampire chooses a coffin or similar small enclosed space as his primary resting place. Thereafter, if he is brought to -1 to -9 hit points (if living) or to 0 or fewer hit points (if undead) while outside the coffin, he is forced to assume gaseous form (see below) immediately and flee for his coffin so that he may heal. If the vampire cannot use his vampiric ability to assume gaseous form (for example, if he has expended all his daily uses of that ability), he cannot enter gaseous form under these circumstances and dies immediately.

Any damage dealt to the vampire after he is forced into gaseous form has no effect. If the duration of his gaseous form ability expires before he reaches his coffin, or more than 2 hours pass after he is forced into gaseous form in this way, the vampire must assume his normal form at his current location. In that case, he either begins to die (if he is a living vampire) or is destroyed (if he is an undead vampire). If he succeeds in reaching his coffin, he is helpless for 1 hour, after which he heals 1 hit point and the helplessness ends. A nonhelpless vampire resting in his coffin has fast healing 1.

A 5th-level or higher nonhelpless vampire resting in his coffin has fast healing 5.

Dominate (Su): At 3rd level, a vampire gains the ability to crush another creature's will just by looking into its eyes. This ability is similar to a gaze attack, except that the vampire must use a standard action, and those merely looking at him are not affected. Anyone the vampire targets must succeed on a Will save or fall instantly under his influence, as though via a *dominate person* spell (caster level 12th). The ability has a range of 5 feet and is usable once per day.

At 4th level, the vampire can use this ability three times per day at a range of 10 feet. At 5th level, his range increases to 30 feet. At 7th level, the vampire may use his dominate ability at will.

Gaseous Form (Su): Starting at 3rd level, a vampire can assume gaseous form as the spell (caster level 5th) once per day as a standard action. He can remain in gaseous form for up to 10 minutes. A gaseous vampire's fly speed is 20 feet.

At 5th level, a vampire can assume gaseous form three times per day. At 7th level, he may become gaseous at will and remain in gaseous form indefinitely.

Slam: At 3rd level, the vampire gains a slam attack if he didn't already have one. If he is a Medium creature, his slam deals damage according to the following table.

Size	Damage
Fine	1
Diminutive	1d2
Tiny	1d3
Small	1d4
Medium	1d6
Large	1d8
Huge	2d6
Gargantuan	2d8
Colossal	4d6

Alternate Form (Su): At 4th level, a vampire can assume the shape of a bat or wolf as a standard action. This ability is similar to a *polymorph* spell (caster level 12th), except that the vampire does not regain hit points for changing form, and he must choose from among the forms allowed for his level. While in his alternate form, the vampire loses his natural slam attack and dominate ability but gains the natural weapons and extraordinary special attacks of his new form. He can remain in his alternate form until he assumes another form or until the next sunrise, whichever comes first.

At 8th level, the vampire can also take the form of a dire bat or dire wolf.

Natural Armor Improvements: At 4th, 6th, and 8th level, the vampire's natural armor bonus increases by +2. A character that does not normally have a natural armor bonus (such as a human) is considered to have an initial natural armor bonus of +0 for the purpose of this ability. Thus, a human's natural armor bonus would increase to +2 at 4th level, to +4 at 6th level, and finally to +6 at 8th level.

Vampire Aversions: The vampire gains the classic aversions of his kind. He cannot tolerate the strong odor of garlic and cannot enter an area laced with it. Similarly, he recoils from a mirror or a strongly presented holy symbol. These items don't harm the vampire -- they merely keep him at bay. A recoiling vampire must stay at least 5 feet away from a creature holding the mirror or holy symbol and cannot touch or make melee attacks against that creature for the rest of the encounter. Holding a vampire at bay requires a standard action.

Most vampires are also unable to cross running water, although they can be carried over it while resting in their coffins or aboard a ship. (A vampire that has a natural swim speed may freely cross running water and is quite comfortable in water of any kind). Vampires are utterly unable to enter a home or other building unless invited in by someone with the authority to do so. They may freely enter public places, since such areas are by definition open to all.

Children of the Night (Su): Vampires command the lesser creatures of the world. Starting at 5th level, a vampire can call forth a rat swarm, a bat swarm, or 1d3 wolves as a standard action once per day. The creature or creatures arrive in 2d6 rounds and serve the vampire for up to 1 hour.

At 7th level, the vampire can call forth 1d6+1 rat swarms, 1d4+1 bat swarms, or a pack of 3d6 wolves. The creatures arrive and serve as above.

Damage Reduction (Su): At 5th level, a vampire gains damage reduction 5/silver and magic. At 8th level, this protection increases to damage reduction 10/silver and magic. A vampire's natural weapons (the slam attack, for a humanoid vampire) are treated as magic weapons for the purpose of overcoming damage reduction.

Sunlight & Water Vulnerability: A 5th-level or higher vampire exposed to direct sunlight is disoriented. While in this condition, he can take only a single move action or attack action in a round, and 3 full rounds of such exposure destroy it utterly. Similarly, immersing a typical vampire in running water robs it of one-fifth of its hit points each round until it is destroyed at the end of the fifth round of immersion. (A vampire with a natural swim speed is not harmed by immersion in running water.)

At 7th level, a vampire's flesh becomes even more vulnerable to sunlight and running water. Upon exposure to sunlight, he takes the above penalties and is destroyed utterly in the next round if he cannot escape. The vampire loses one-third of his hit points each round of immersion in water instead of one-fifth, and he is destroyed after at the end of the third round of exposure instead of the fifth round.

Fast Healing (Ex): Beginning at 6th level, a vampire heals 1 point of damage each round so long as he has at least 1 hit point, whether or not he is resting in his coffin. A living vampire reduced to fewer than 0 hp or an undead vampire reduced to 0 hit points is automatically forced into gaseous form (if he still has uses of that ability available) and must retreat to his coffin (see the Coffin Sanctuary, above).

At 8th level, a vampire's fast healing increases to 5.

Energy Drain (Su): When the vampire reaches 7th level, any living creature hit by his slam attack (or any other natural weapon he might possess) gains one negative level. For each negative level so bestowed, the vampire gains 5 temporary hit points. He can use his energy drain ability once per round.

At 8th level, the vampire's slam attack (or other natural attack) bestows 2 negative levels.

Undeath: Upon reaching 7th level, a vampire gains the undead type, with all of its normal benefits and drawbacks. He no longer has a Constitution score, and he loses any Constitution bonus or penalty on hit points, saving throws, or skills that he may previously have had. He uses either his Charisma modifier or his Constitution modifier (+0), whichever is better, for all skills, save DCs, and other quantities that previously incorporated his Constitution modifier. The vampire becomes immune to many attacks but is subject to turn or rebuke undead attempts and is immediately destroyed if brought to 0 or fewer hit points. All of his current and future Hit Dice increase to d12s. (Rather than rerolling all the character's Hit Dice, you can simply add 4 hit points for every d4 Hit Die the vampire previously had, 3 hit points for every d6 Hit Die, 2 for every d8, and 1 for every d10, if desired.) The vampire immediately becomes evil and subject to the special rules for staking a vampire through the heart.

A vampire cleric may become an ex-cleric if his deity does not accept evil clerics, but character can remedy this problem either by changing allegiance or by devoting himself to an evil cause or a source of evil divine power (selecting new domains if appropriate). A vampire cleric who could normally turn undead loses that ability but gains the ability to rebuke undead, and one who can spontaneously convert spells into *cure*

spells now converts them into *inflict* spells.

A vampire sorcerer, wizard, or other character who has a familiar is shunned by that creature unless it is a bat or rat, but he can acquire one of those creatures to replace the previous familiar.

Create Spawn (Su): A humanoid or monstrous humanoid slain by a 7th-level or higher vampire's energy drain attack rises as a vampire spawn (see the *Monster Manual*) 1d4 days after burial. If the vampire instead drains the victim's Constitution to 0 or lower, the victim returns as a spawn if it had 4 or fewer HD and as a vampire if it had 5 or more HD. In either case, the new vampire or spawn is under the command of the vampire that created it and remains so enslaved until its master's destruction.

At any given time, a vampire may have enslaved spawn whose Hit Dice total no more than his own. Any spawn he creates that would exceed this limit can be created either as free-willed vampires or as vampire spawn, at the creator's option. If he chooses the latter option, he must immediately free one or more spawn of his choice until the total Hit Dice of his existing enslaved spawn would allow the addition of the desired new one. Once freed, a vampire or vampire spawn cannot be enslaved again, except through magic such as control undead, rebuking attempts by evil clerics, and so on. An enslaved vampire may create and enslave spawn of its own, so a master vampire can control a large number of lesser vampires in this fashion.

At 8th level, the vampire may have enslaved spawn whose Hit Dice total no more than twice his own Hit Dice.

Turn Resistance (Ex): At 8th level, a vampire gains turn resistance +4. He is treated as an undead 4 Hit Dice higher than his normal total for the purpose of turn, rebuke, command, or bolster attempts.

Game Resources: To get the best use of the material in this article, have the following resources on hand:

- [Player's Handbook](#)
- [Dungeon Master's Guide](#)
- [Monster Manual](#)
- [Savage Species](#)

About the Author

Sean K Reynolds spends a remarkable amount of time on trains, where he defeats bandits, solves complex mathematical equations, and shushes noisy children. Then he wakes up. [Check out his website.](#)